



US00D648983S

(12) **United States Design Patent**  
**Zemel**

(10) **Patent No.:** **US D648,983 S**

(45) **Date of Patent:** **\*\* \*Nov. 22, 2011**

(54) **MESH GRILLING BOWL**

(75) Inventor: **Marc Zemel**, Old Bethpage, NY (US)

(73) Assignee: **Mr. Bar-B-Q, Inc.**, Bethpage, NY (US)

(\*) Notice: This patent is subject to a terminal disclaimer.

(\*\*) Term: **14 Years**

(21) Appl. No.: **29/384,392**

(22) Filed: **Jan. 31, 2011**

(51) **LOC (9) Cl.** ..... **07-02**

(52) **U.S. Cl.** ..... **D7/409**

(58) **Field of Classification Search** ..... D7/323,  
D7/329-331, 339, 346-347, 350.1-350.4,  
D7/354-363, 388, 391, 393, 395, 402, 409,  
D7/538, 542, 587, 667; D32/3; 99/324-325,  
99/331-332, 337-340, 369, 403-418, 425,  
99/444; 119/161; 126/380.1, 390.1; 206/501-505,  
206/507-508; 219/400, 405, 435-442, 620-624,  
219/725, 730-735; 220/485, 573.1-573.5,  
220/912; 426/438, 441, 524

See application file for complete search history.

(56) **References Cited**

**U.S. PATENT DOCUMENTS**

96,973 A \* 11/1869 Saxton ..... 99/400  
D31,043 S \* 6/1899 Smith ..... D7/409  
D298,403 S \* 11/1988 Hagberg et al. .... D7/388

D338,750 S \* 8/1993 Chandler ..... D32/3  
D344,874 S \* 3/1994 Howard et al. .... D7/409  
D400,765 S \* 11/1998 Cohen et al. .... D7/667  
5,974,953 A \* 11/1999 Messerli ..... 99/340  
D503,592 S \* 4/2005 de Groote et al. .... D7/667  
D523,300 S \* 6/2006 Tung ..... D7/667  
7,114,459 B2 \* 10/2006 Schmidt et al. .... 119/161  
D623,013 S \* 9/2010 Alden et al. .... D7/409  
2003/0167932 A1 \* 9/2003 Chen ..... 99/413  
2006/0057267 A1 \* 3/2006 Dow et al. .... 426/524

\* cited by examiner

*Primary Examiner* — Ricky Pham

(74) *Attorney, Agent, or Firm* — Kalow & Springut, LLP

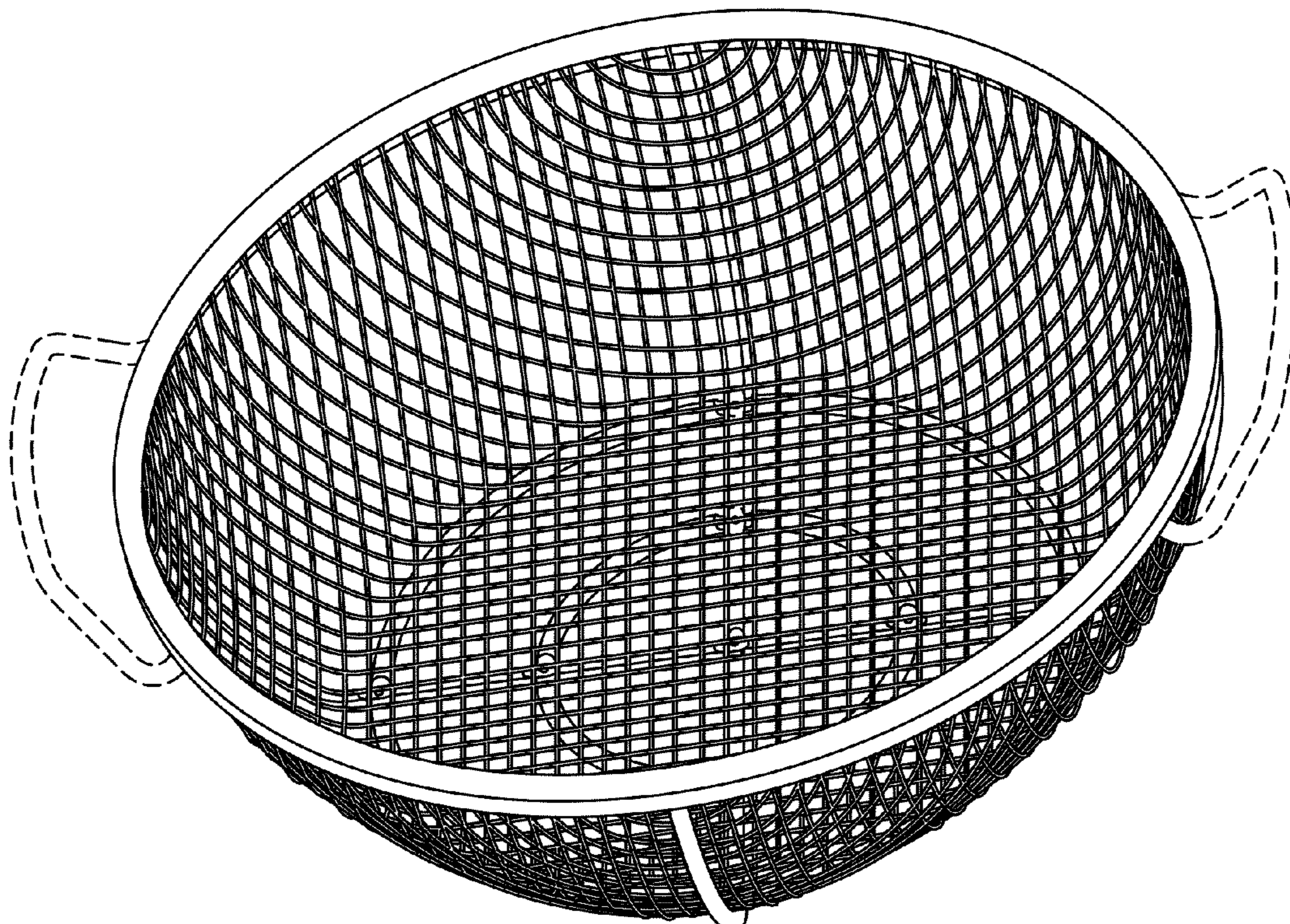
(57) **CLAIM**

The ornamental design for a mesh grilling bowl, as shown and described.

**DESCRIPTION**

FIG. 1 is a top view of the mesh grilling bowl.  
FIG. 2 is a bottom view of the mesh grilling bowl.  
FIG. 3 is a right side view of the mesh grilling bowl, which is the same as the left side.  
FIG. 4 is a front view of the mesh grilling bowl, which is the same as the rear view.  
FIG. 5 is a top perspective view of the mesh grilling bowl; and,  
FIG. 6 is a bottom perspective view of the mesh grilling bowl.  
The broken lines are for illustrative purposes only and form no part of the claimed design.

**1 Claim, 5 Drawing Sheets**






Fig. 1




Fig. 2




Fig. 3

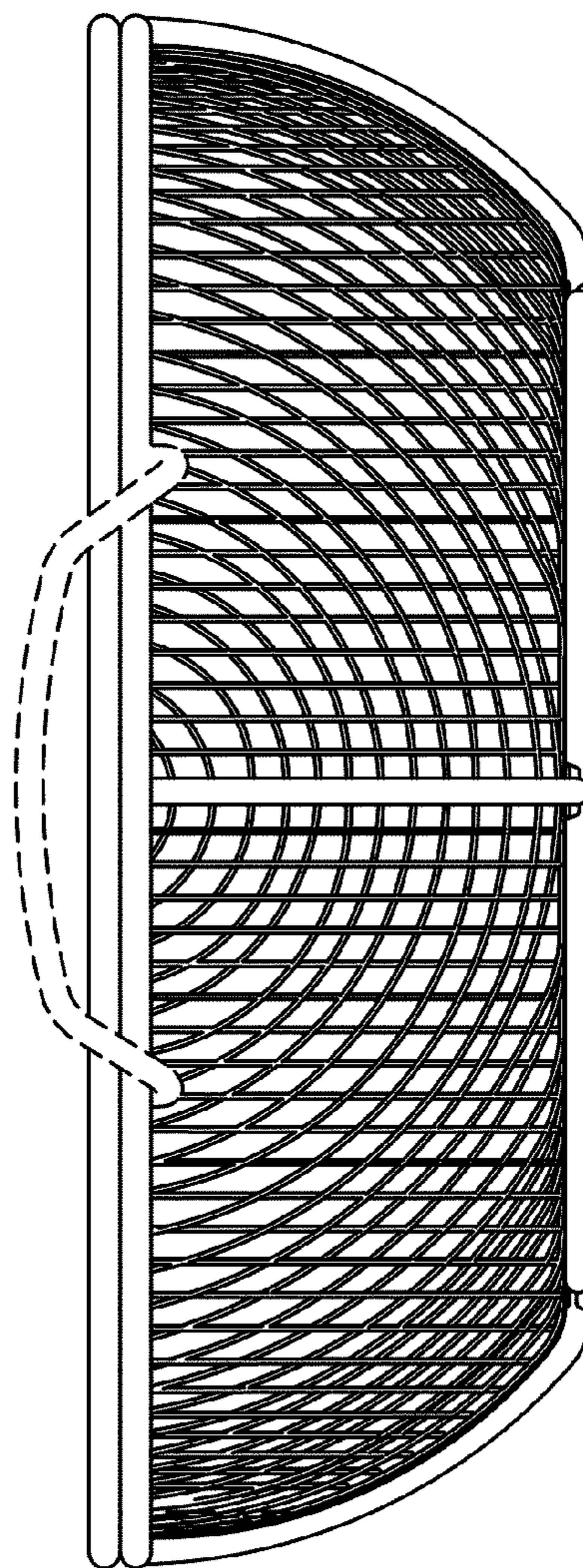


Fig. 4




Fig. 5

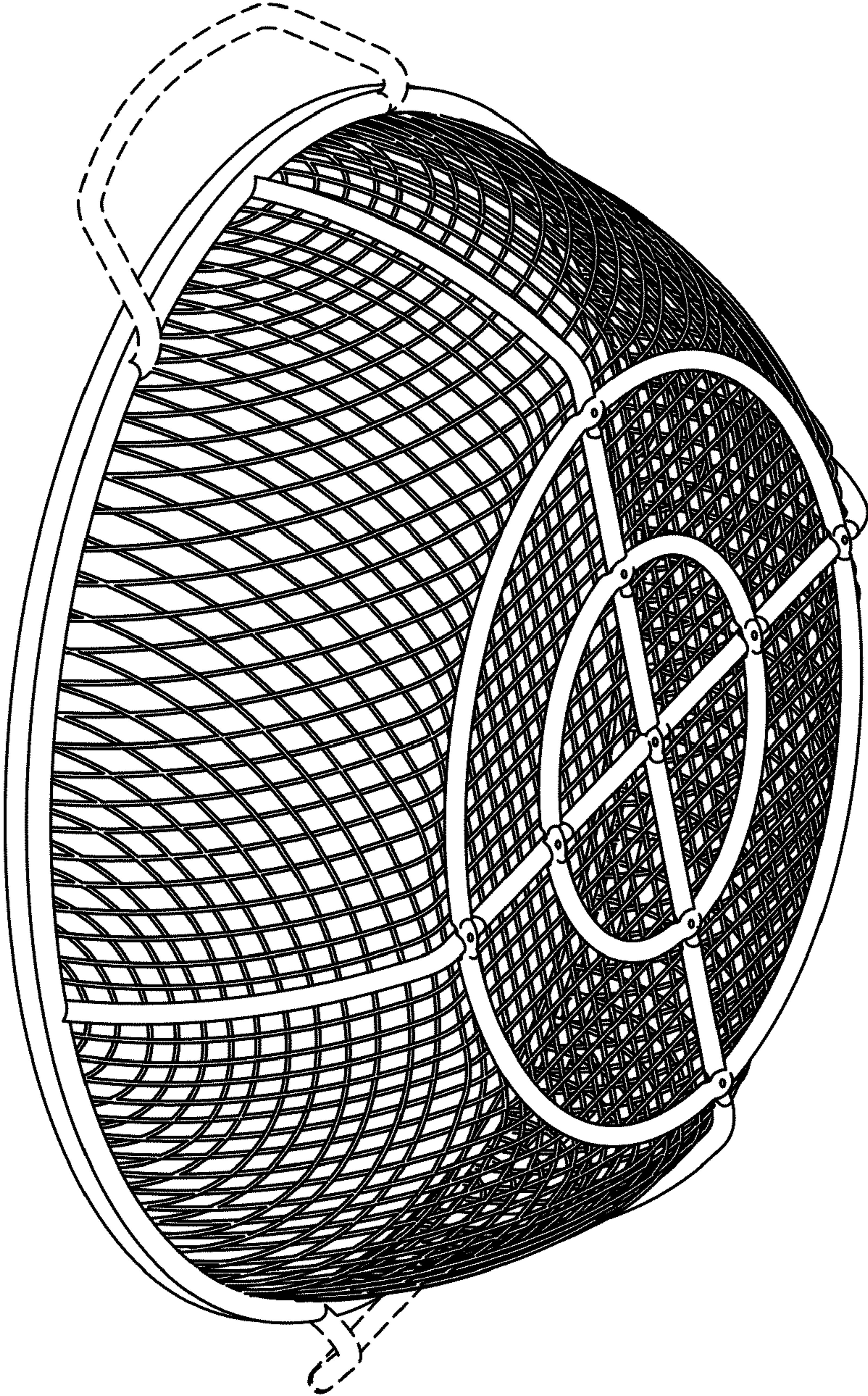


Fig. 6