



US00D648978S

(12) **United States Design Patent**
Schroeder et al.

(10) **Patent No.:** **US D648,978 S**

(45) **Date of Patent:** **** Nov. 22, 2011**

(54) **PAN**

(76) Inventors: **Otto Schroeder**, Mineola, NY (US);
Annette Gucciardo, Mineola, NY (US)

(**) **Term:** **14 Years**

(21) **Appl. No.:** **29/396,671**

(22) **Filed:** **Jul. 5, 2011**

(51) **LOC (9) Cl.** **07-02**

(52) **U.S. Cl.** **D7/361; D7/354**

(58) **Field of Classification Search** D7/323,
D7/329-332, 337, 339, 346-347, 350.1-350.4,
D7/354-363, 391, 393, 395, 402, 408-409,
D7/505-512, 542-543, 549, 552.2, 584-587,
D7/667; D10/46.2; 73/429; 99/324-325,
99/331-332, 337-340, 396, 400-418, 425,
99/444-446, 450; 119/161, 166; 126/9 R,
126/25 A, 25 R, 41 R, 166, 275 R, 332, 380.1,
126/390.1; 206/501-505, 507-508; 219/400,
219/405, 435-442, 620-624, 725, 730-735;
220/485, 491, 573.1-573.5, 759, 912; 248/688;
374/141; 426/438, 441, 523

See application file for complete search history.

(56) **References Cited**

U.S. PATENT DOCUMENTS

1,021,425	A *	3/1912	Osborn	248/688
2,204,467	A *	6/1940	Beatson	126/380.1
2,230,479	A *	2/1941	Becher	73/429
3,439,603	A	4/1969	Reames		
D249,924	S *	10/1978	Fischer	D7/409
D259,461	S *	6/1981	Daenen et al.	D10/46.2
D272,972	S *	3/1984	De Coster	D7/667
D296,647	S	7/1988	Carman		
5,441,344	A *	8/1995	Cook, III	374/141
5,511,466	A	4/1996	Dzibinski		
D412,448	S *	8/1999	Bentson	D10/46.2

6,196,120	B1	3/2001	Reames		
D458,798	S *	6/2002	Kellermann	D7/360
D458,804	S	6/2002	Reames		
6,446,544	B1	9/2002	Creighton		
6,526,875	B1	3/2003	Dzibinski		
D526,541	S *	8/2006	Repp et al.	D7/667
D550,036	S *	9/2007	Holcomb et al.	D7/512
D581,747	S *	12/2008	Repp et al.	D7/667
D588,947	S *	3/2009	Curtin	D10/46.2

OTHER PUBLICATIONS

Twin Towers Trading, Inc., Delta Wing Pan, <http://www.twintowerstrading.com/featured-products/delta-wing-pan.html>, printed Aug. 10, 2011, date of last modification unknown—two pages.

* cited by examiner

Primary Examiner — Ricky Pham

(74) *Attorney, Agent, or Firm* — Brad M. Behar & Associates, PLLC

(57) **CLAIM**

The ornamental design for a pan, as shown and described.

DESCRIPTION

FIG. 1 is a perspective view of an embodiment of a pan showing my new design;
FIG. 2 is a front view thereof, the back view being mirror images thereof;
FIG. 3 is a right side view thereof;
FIG. 4 is a top view thereof;
FIG. 5 is a bottom view thereof;
FIG. 6 is an enlarged cross sectional view along axis 6-6 thereof; and,
FIG. 7 is an enlarged view of a portion of the cross section thereof.

1 Claim, 6 Drawing Sheets

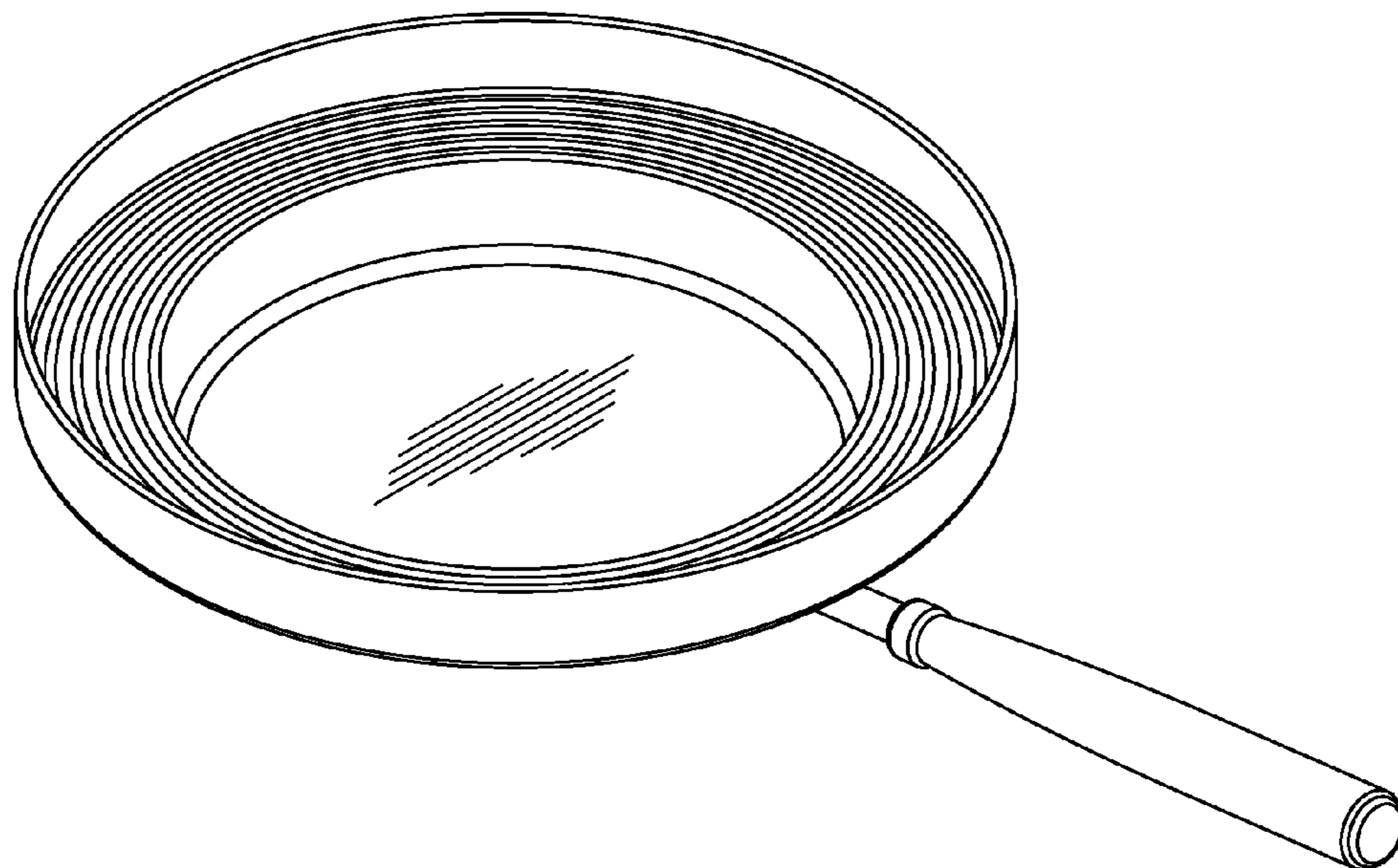


FIGURE 1

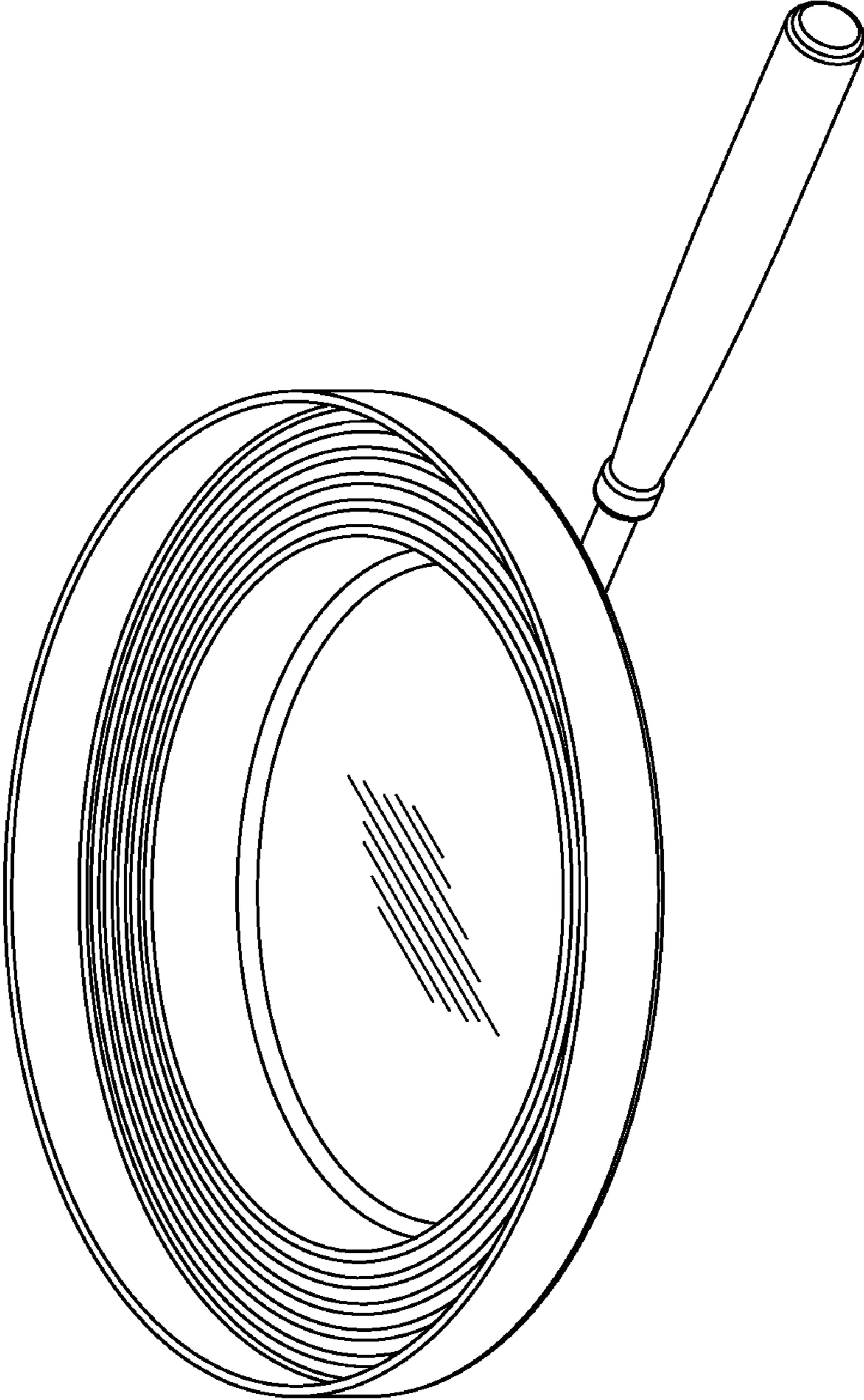


FIGURE 2

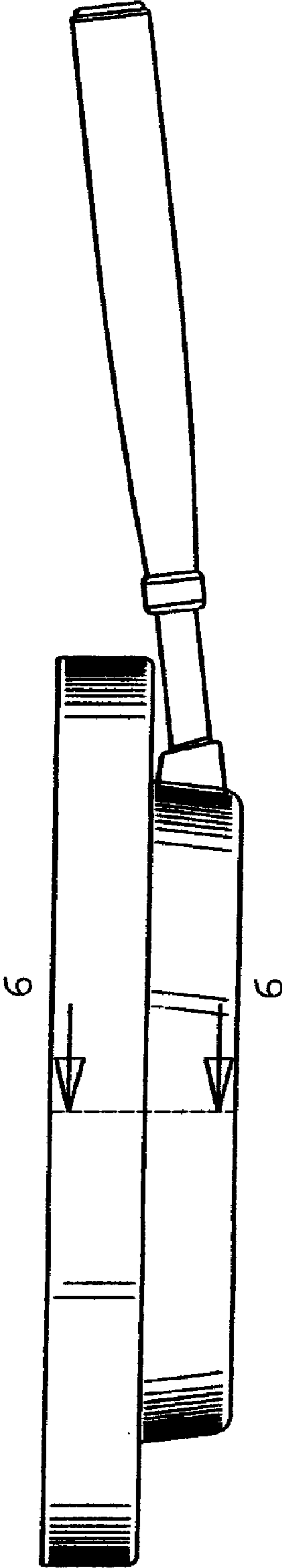


FIGURE 3

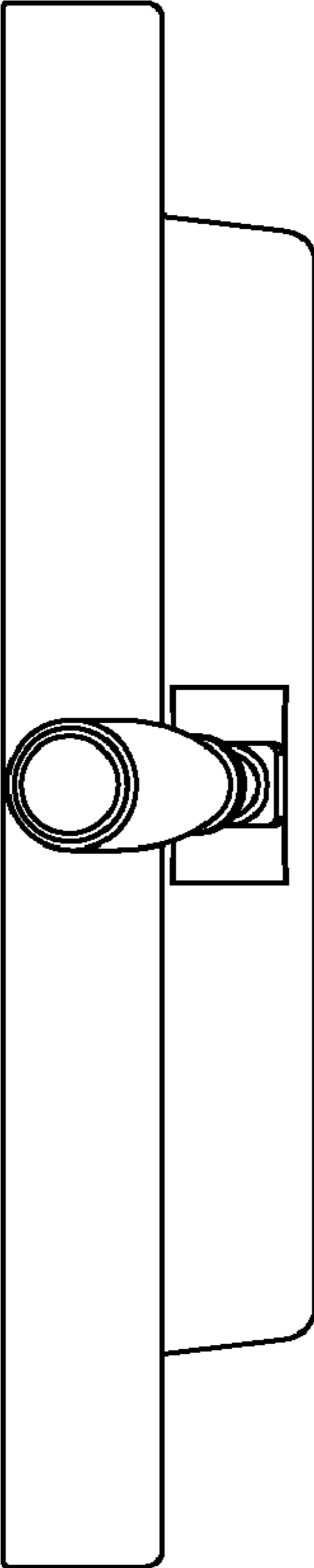


FIGURE 4

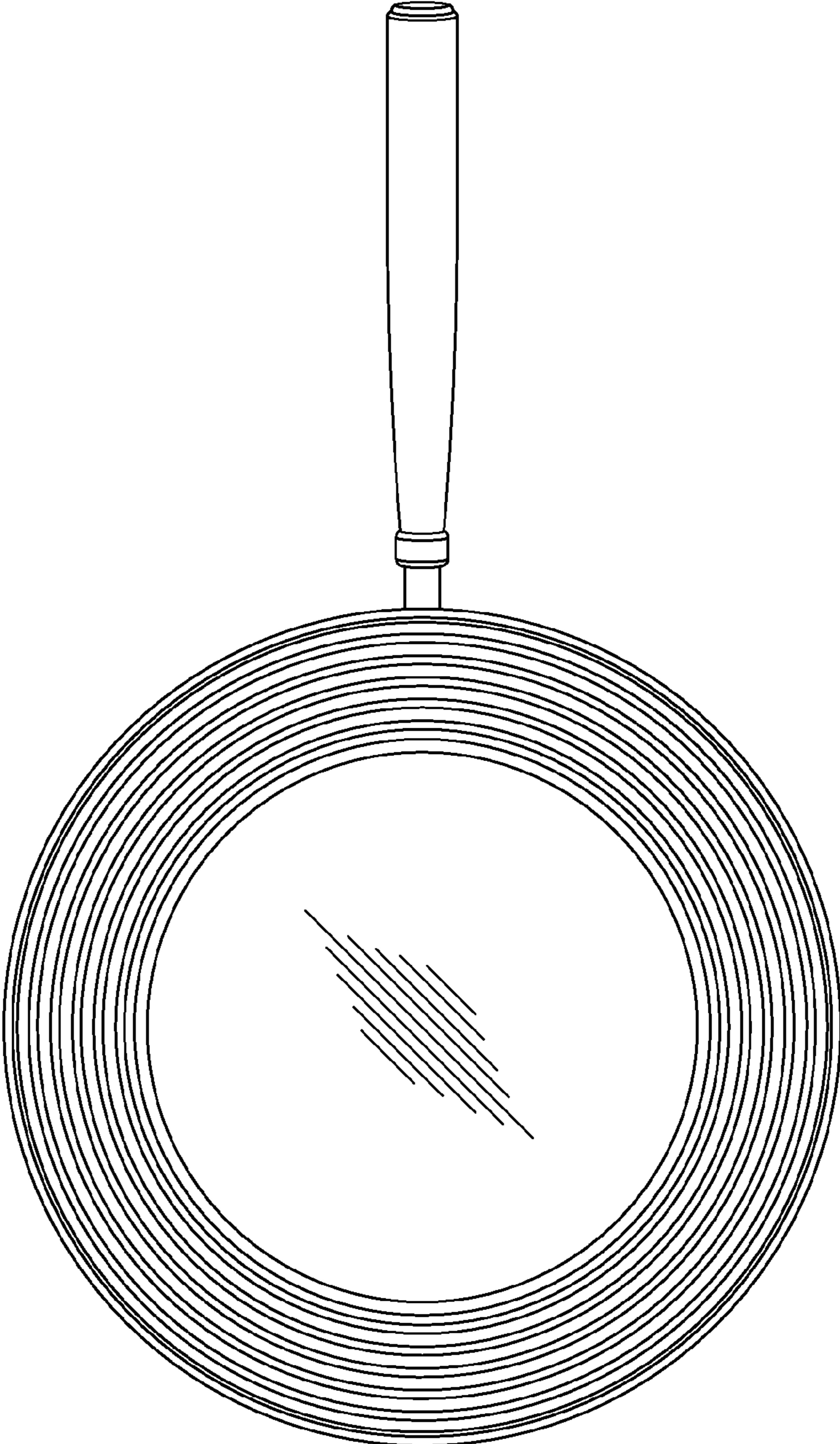


FIGURE 5

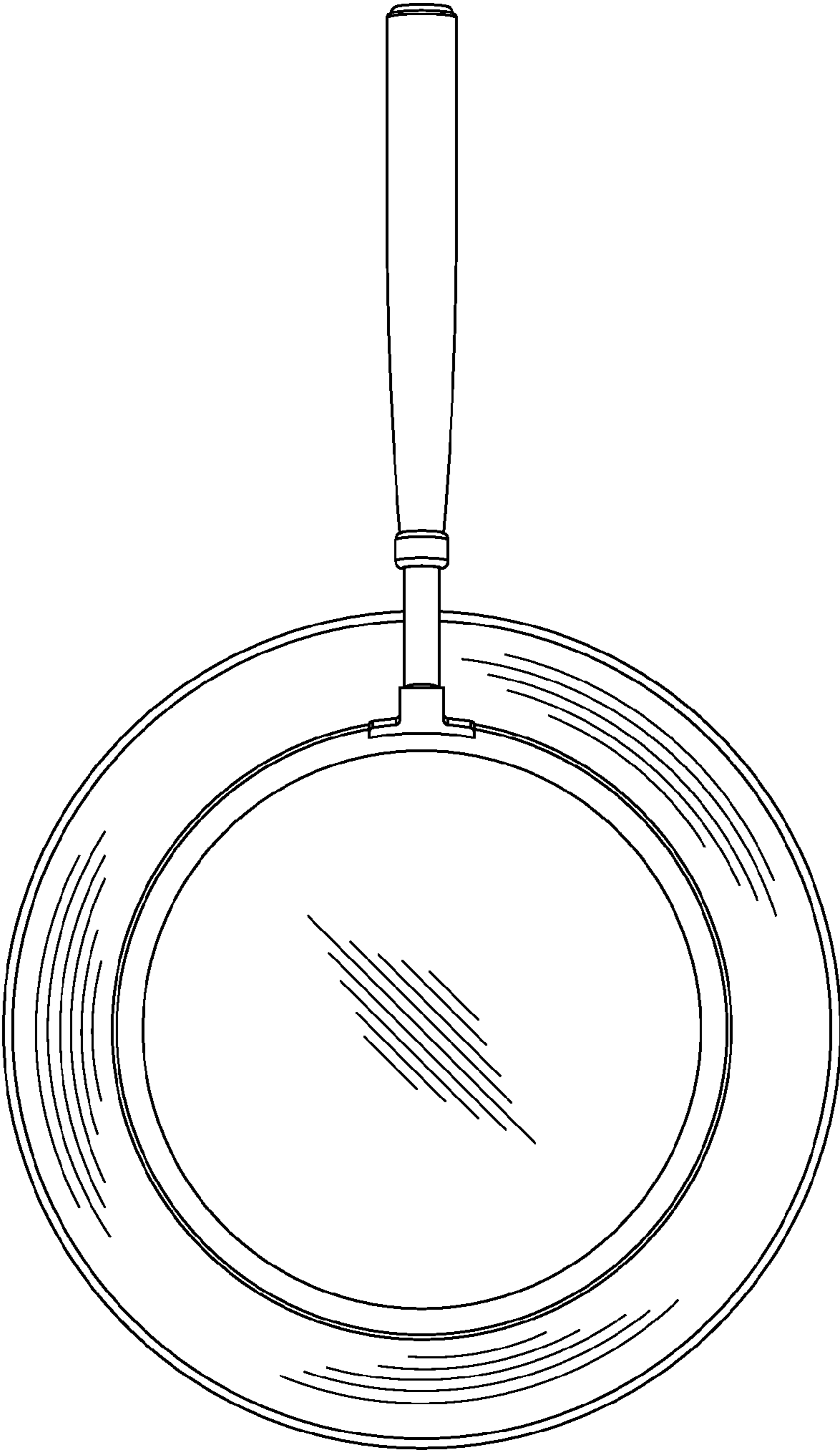


FIGURE 6

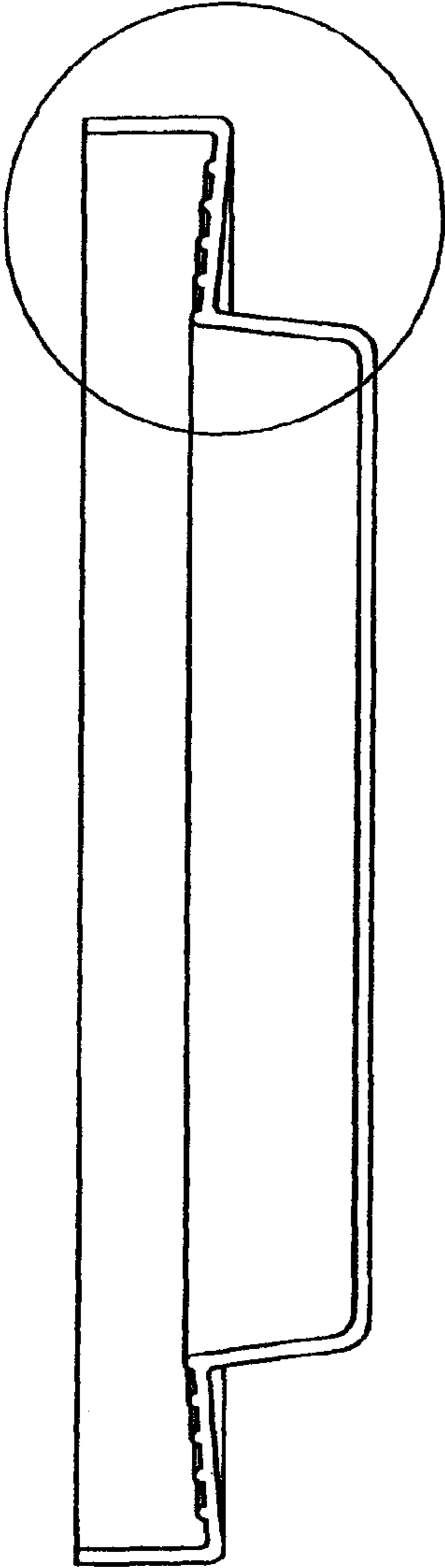


FIGURE 7

