



US00D648977S

(12) **United States Design Patent**
Malaspino et al.

(10) **Patent No.:** **US D648,977 S**

(45) **Date of Patent:** **** Nov. 22, 2011**

(54) **GUITAR SKILLET**

(75) Inventors: **Bri Malaspino**, South Pittsburg, TN (US); **Lawrence Raydo**, South Pittsburg, TN (US)

(73) Assignee: **Lodge Manufacturing Company**, South Pittsburg, TN (US)

(**) Term: **14 Years**

(21) Appl. No.: **29/394,247**

(22) Filed: **Jun. 15, 2011**

(51) **LOC (9) Cl.** **07-02**

(52) **U.S. Cl.** **D7/354; D7/361**

(58) **Field of Classification Search** D3/207;
D7/323, 329–332, 337, 339, 346–347, 350.1–350.4,
D7/354–363, 391, 393, 395, 402, 408–409,
D7/505, 538, 542, 549, 587, 667; D8/38,
D8/348, 356; D9/436; D19/59; 99/324–325,
99/331–332, 337–340, 396, 400–418, 425,
99/444–446, 450; 119/161, 166; 126/9 R,
126/25 A, 25 R, 41 R, 166, 275 R, 332, 380.1,
126/390.1; 206/501–505, 507–508; 219/400,
219/405, 435–442, 620–624, 725, 730–735;
220/485, 491, 573.1–573.5, 759, 912; 426/438,
426/441, 523

See application file for complete search history.

(56) **References Cited**

U.S. PATENT DOCUMENTS

D277,254 S *	1/1985	Matsuhisa	D7/359
D286,413 S *	10/1986	DeFrancesco	D19/59
D501,395 S *	2/2005	Kelleghan	D8/356
D544,767 S *	6/2007	Kelleghan	D8/38
D586,646 S *	2/2009	Rand	D8/348
D602,775 S *	10/2009	Shale	D9/436
D615,293 S *	5/2010	Glaser	D3/207
D620,697 S *	8/2010	Glaser	D3/207
D626,328 S *	11/2010	Glaser	D3/207

* cited by examiner

Primary Examiner — Ricky Pham

(74) *Attorney, Agent, or Firm* — Stephen J. Stark; Miller & Martin PLLC

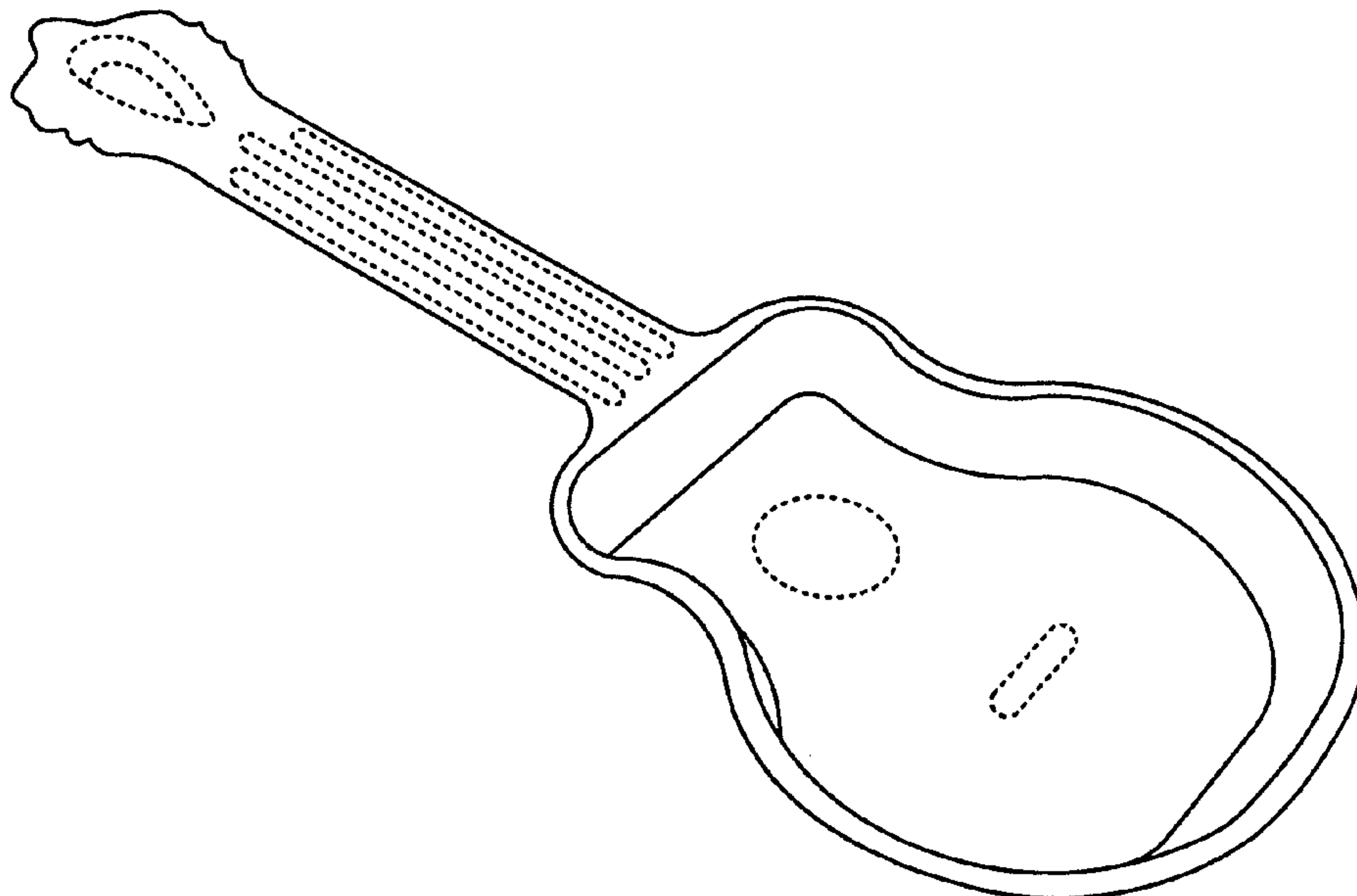
(57) **CLAIM**

The ornamental design for a guitar skillet, as shown and described.

DESCRIPTION

FIG. 1 is a front elevational view of a guitar skillet showing our new design;
FIG. 2 is a back elevational view thereof;
FIG. 3 is a top plan view thereof;
FIG. 4 is a bottom plan view thereof;
FIG. 5 is a right side elevational view thereof; the left side elevational view thereof being a mirror image thereof; and,
FIG. 6 is a perspective view of a guitar skillet.
The broken lines shown in the drawings are for illustrative purposes only and form no part of the claimed design.

1 Claim, 6 Drawing Sheets



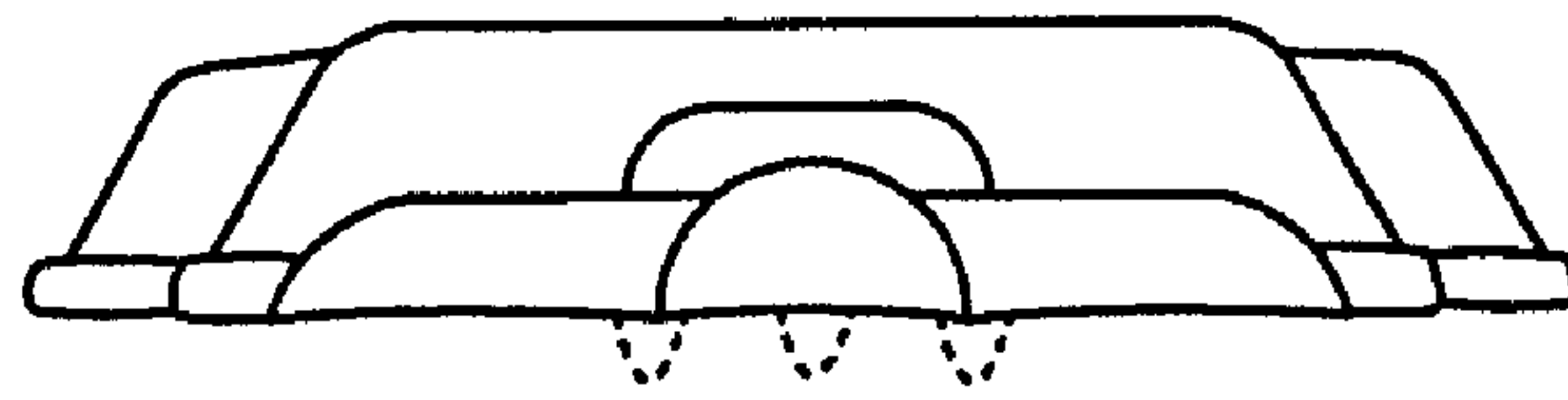


FIG. 1




FIG. 2

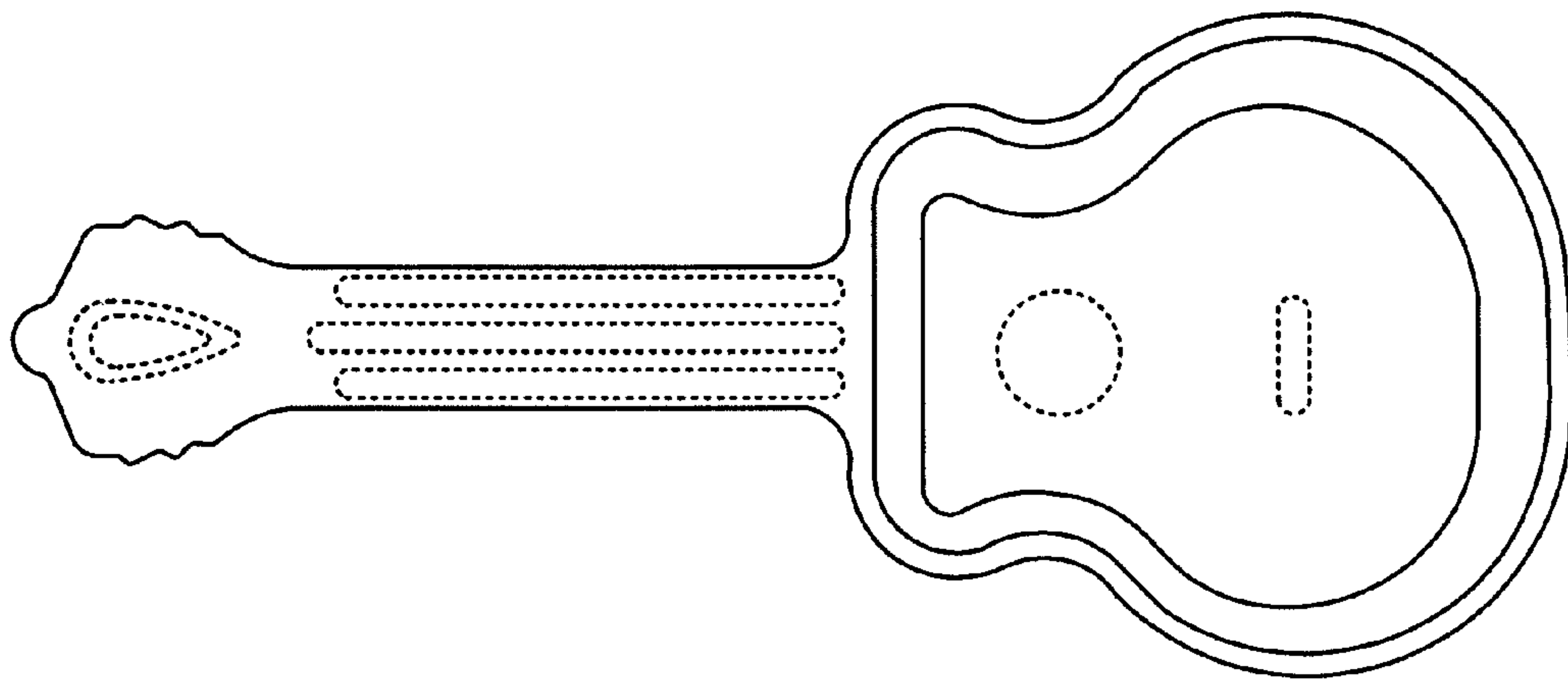


FIG. 3

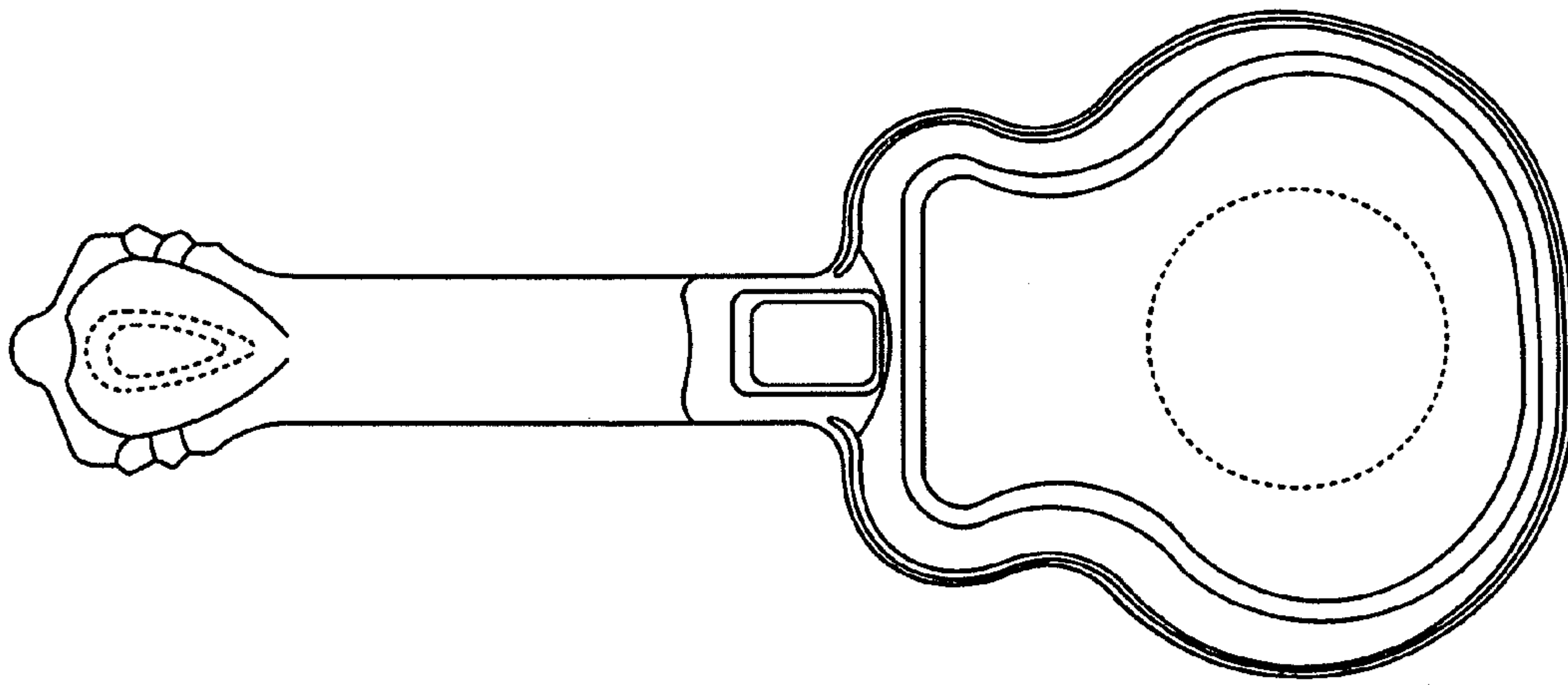


FIG. 4

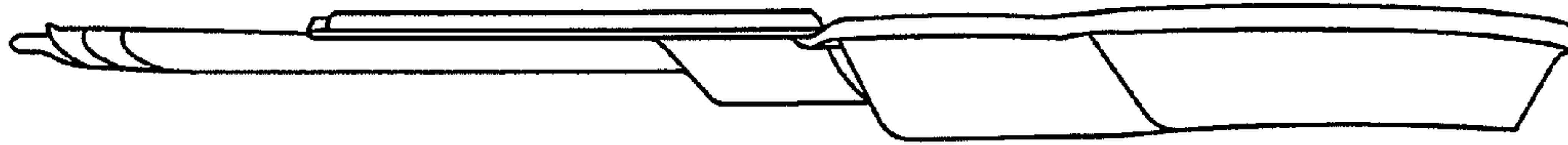


FIG. 5

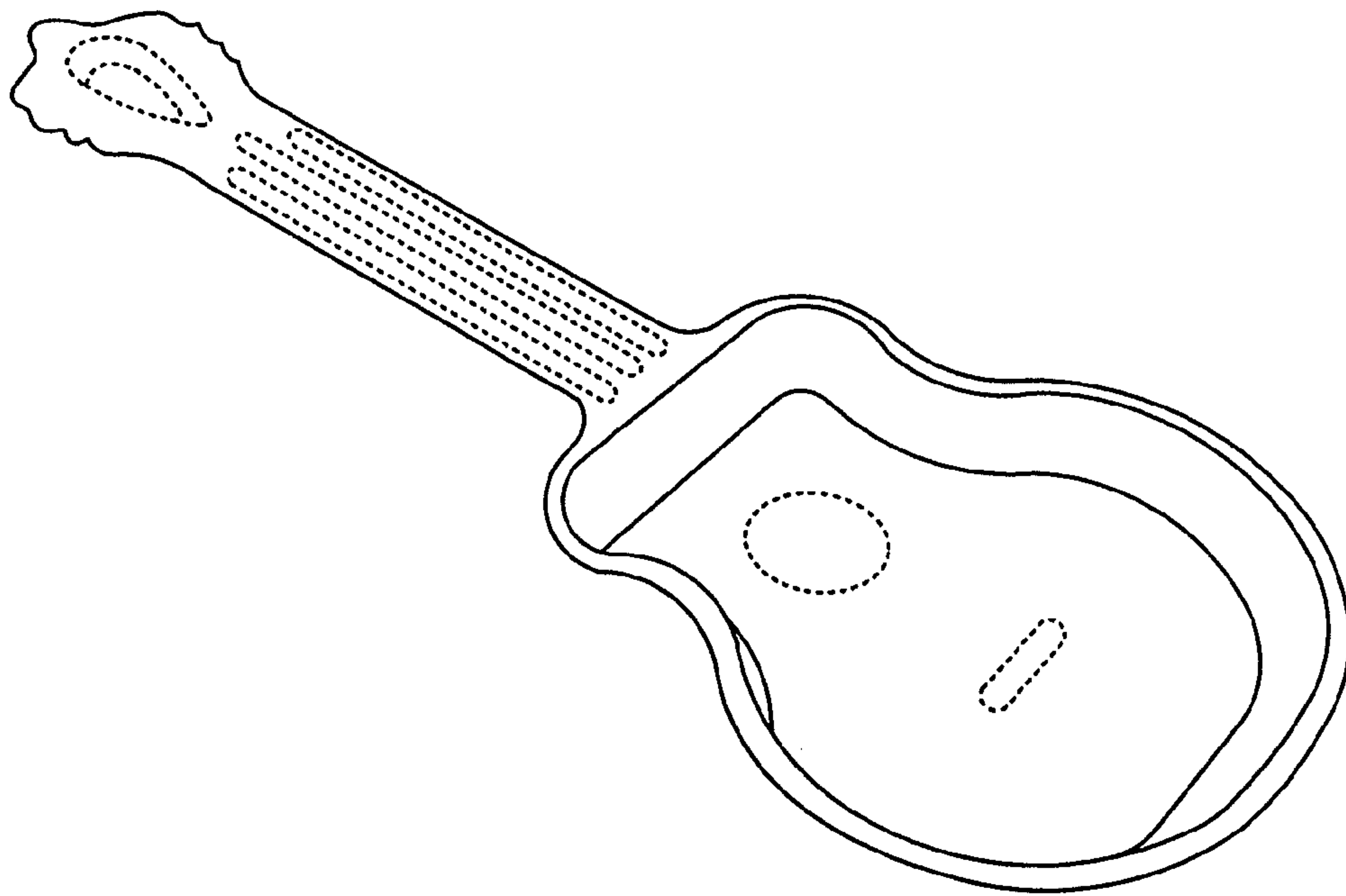


FIG. 6