



US00D648969S

(12) **United States Design Patent**  
**Cittadino et al.**

(10) **Patent No.:** **US D648,969 S**

(45) **Date of Patent:** **\*\* Nov. 22, 2011**

(54) **SUPPORT SHELF**

(75) Inventors: **Kyle Cittadino**, Wilmington, DE (US);  
**Kaveh Didehvar**, Hockessin, DE (US);  
**Joseph Vaccaro**, West Chester, PA (US)

(73) Assignee: **Zenith Products Corporation**, New  
Castle, DE (US)

(\*\*) Term: **14 Years**

(21) Appl. No.: **29/391,163**

(22) Filed: **May 4, 2011**

(51) **LOC (9) Cl.** ..... **06-02**

(52) **U.S. Cl.** ..... **D6/511**

(58) **Field of Classification Search** ..... D6/396-397,  
D6/449, 461, 465, 467, 474, 476-479, 499,  
D6/511, 566, 574; 211/90.01, 90.041, 119.003,  
211/133.1, 134, 153; 108/59-61, 91-93,  
108/147.11, 158.11

See application file for complete search history.

D508,322 S	8/2005	Horst	
D517,806 S	3/2006	Charuwongkhachton	
7,186,050 B2 *	3/2007	Dean et al. ....	403/344
D542,058 S *	5/2007	Clucas .....	D6/465
D542,536 S	5/2007	Gialanella	
D553,361 S	10/2007	Splain et al.	
D556,476 S *	12/2007	Butler et al. ....	D6/491
D559,023 S	1/2008	Reichert	
D580,194 S *	11/2008	Lambert et al. ....	D6/480
7,459,636 B2	12/2008	Conrad	
D588,840 S *	3/2009	Dretzka .....	D6/462
D614,888 S *	5/2010	Sexton .....	D6/479
D616,202 S	5/2010	Whitlock et al.	
D624,754 S	10/2010	van Wijk et al.	
D635,769 S	4/2011	Sosnovsky	
D636,606 S *	4/2011	Wang .....	D5/47
D637,000 S	5/2011	Goodman et al.	
2007/0284326 A1	12/2007	Baloun	
2008/0203042 A1 *	8/2008	Felsenthal .....	211/153

\* cited by examiner

*Primary Examiner* — Elizabeth Albert

*Assistant Examiner* — Kelley Donnelly

(74) *Attorney, Agent, or Firm* — Panitch Schwarze Belisario  
& Nadel LLP

(56) **References Cited**

U.S. PATENT DOCUMENTS

3,938,872 A	2/1976	Hagerman	
4,494,661 A	1/1985	Krusche	
4,671,415 A	6/1987	Manhart	
D292,764 S *	11/1987	Kester .....	D6/465
4,811,996 A	3/1989	Hansson	
5,294,008 A	3/1994	Dunaway	
5,390,800 A	2/1995	Tucker	
D376,231 S	12/1996	McLain	
5,601,198 A	2/1997	Reed	
D395,362 S	6/1998	Fink et al.	
5,791,501 A	8/1998	Baldwin, Jr.	
D431,109 S	9/2000	Lacy et al.	
D463,123 S	9/2002	Hradisky	
D469,610 S	2/2003	Corp et al.	
D474,603 S	5/2003	Berenguer	
D485,092 S *	1/2004	Rosen .....	D6/465
6,726,038 B2 *	4/2004	Ko .....	211/153

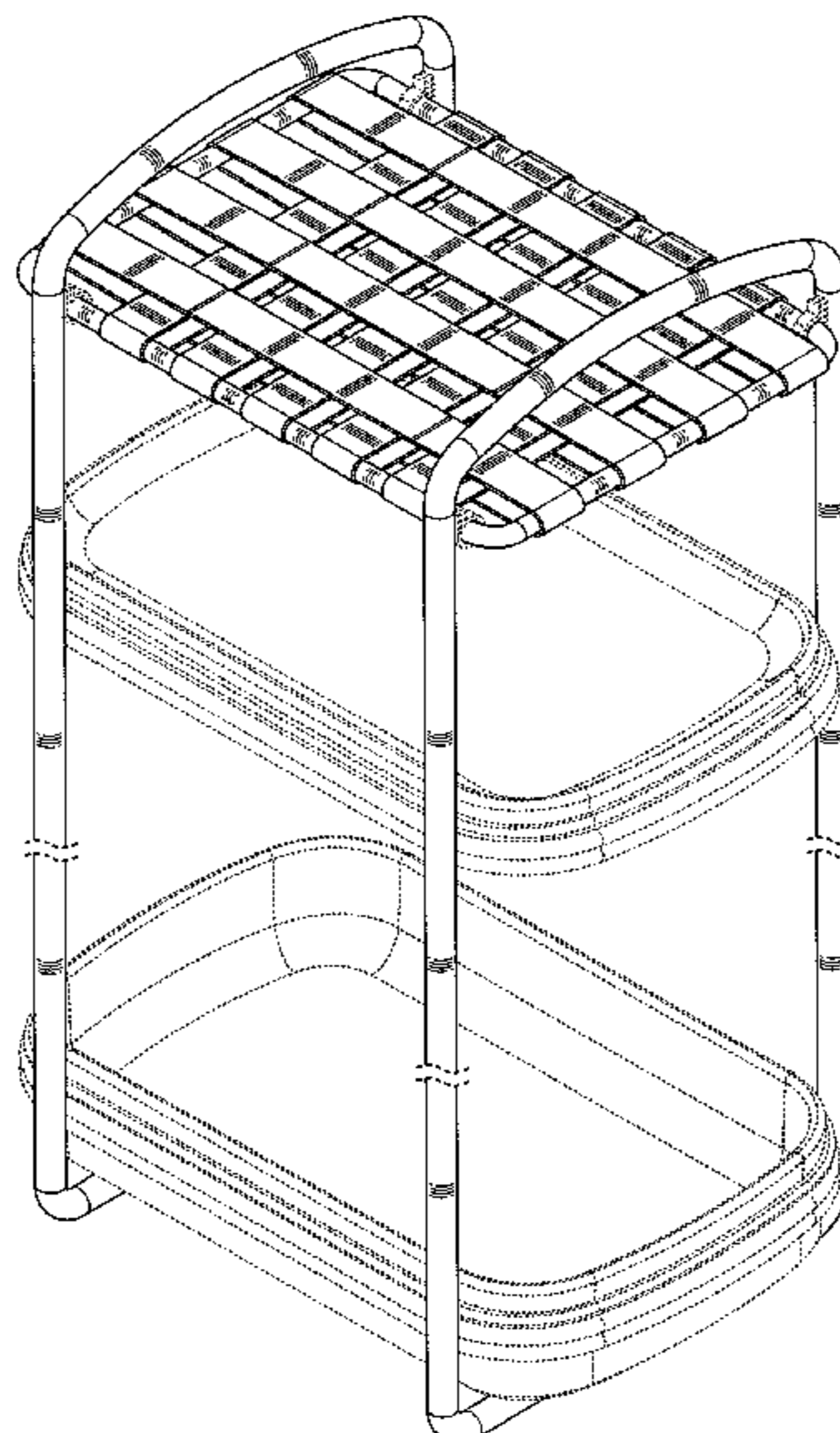
(57) **CLAIM**

The ornamental design for a support shelf, as shown and described.

**DESCRIPTION**

FIG. 1 is a perspective view of a support shelf in accordance with our new design;  
FIG. 2 is a left side elevational view thereof, wherein the right side elevation view being identical;  
FIG. 3 is a front elevational view thereof, wherein the rear elevation view being identical; and,  
FIG. 4 is a top plan view thereof.  
The broken lines showing in FIGS. 1-4 is included for the purpose of illustrating environment of the design and forms no part of the claimed design.

**1 Claim, 4 Drawing Sheets**



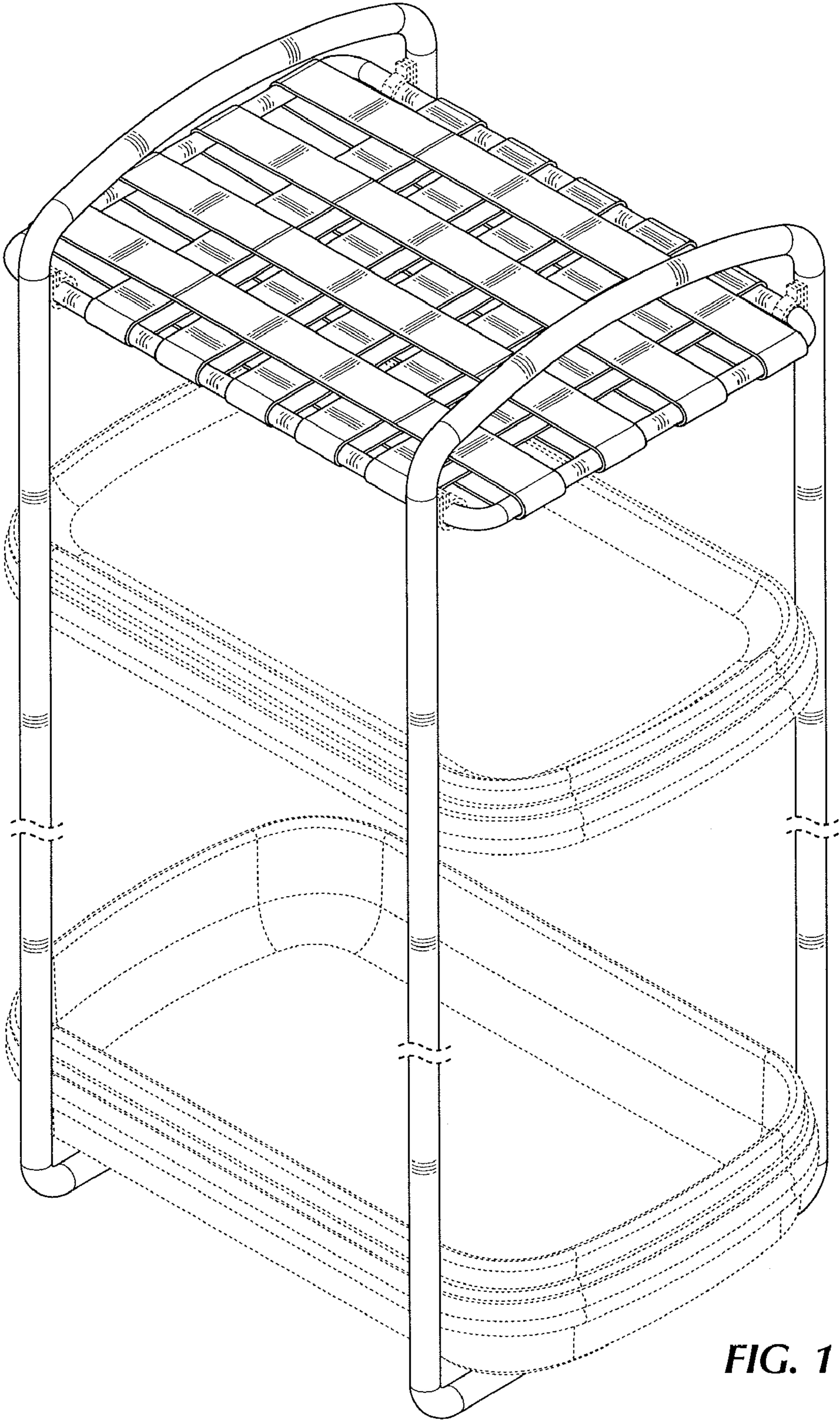


FIG. 1

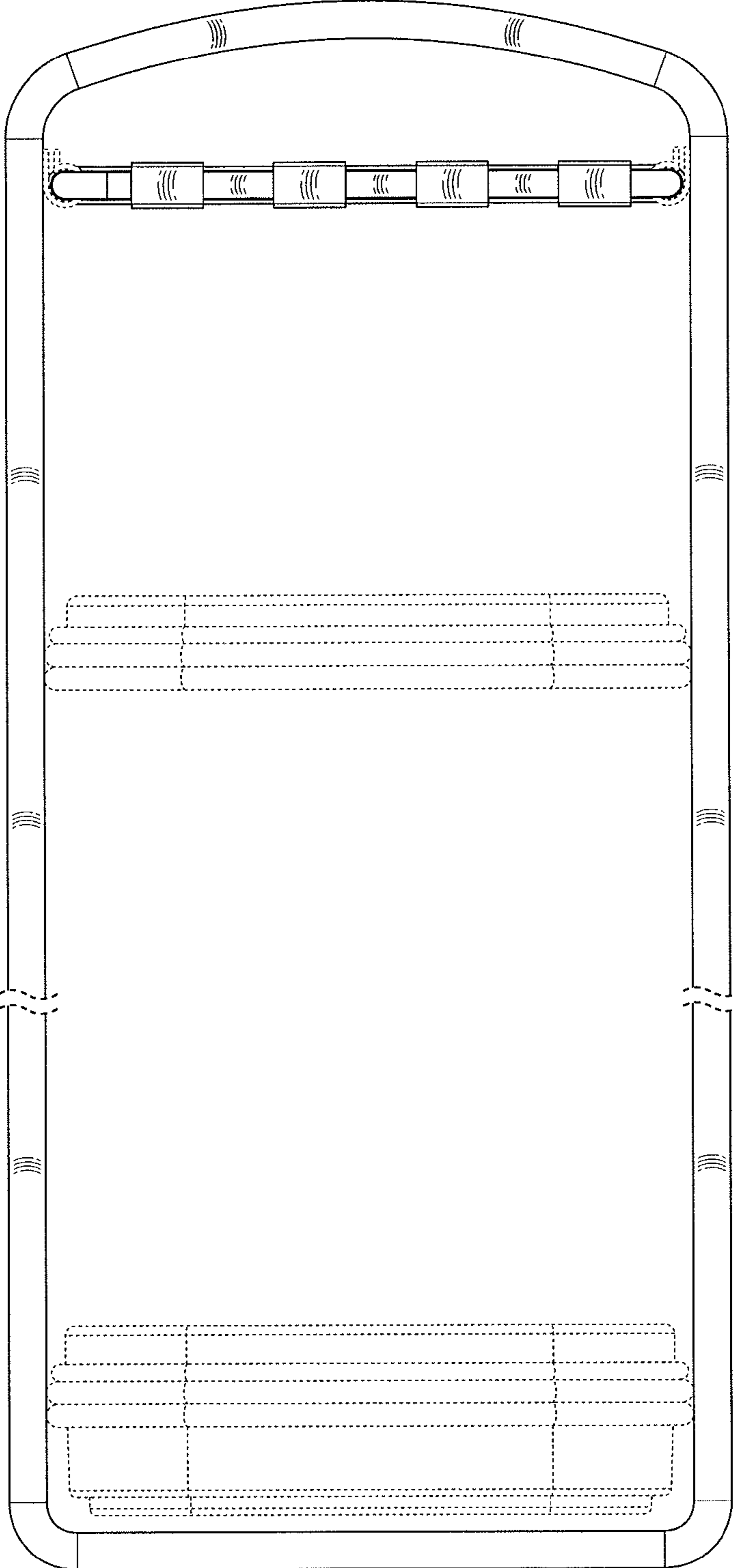


FIG. 2

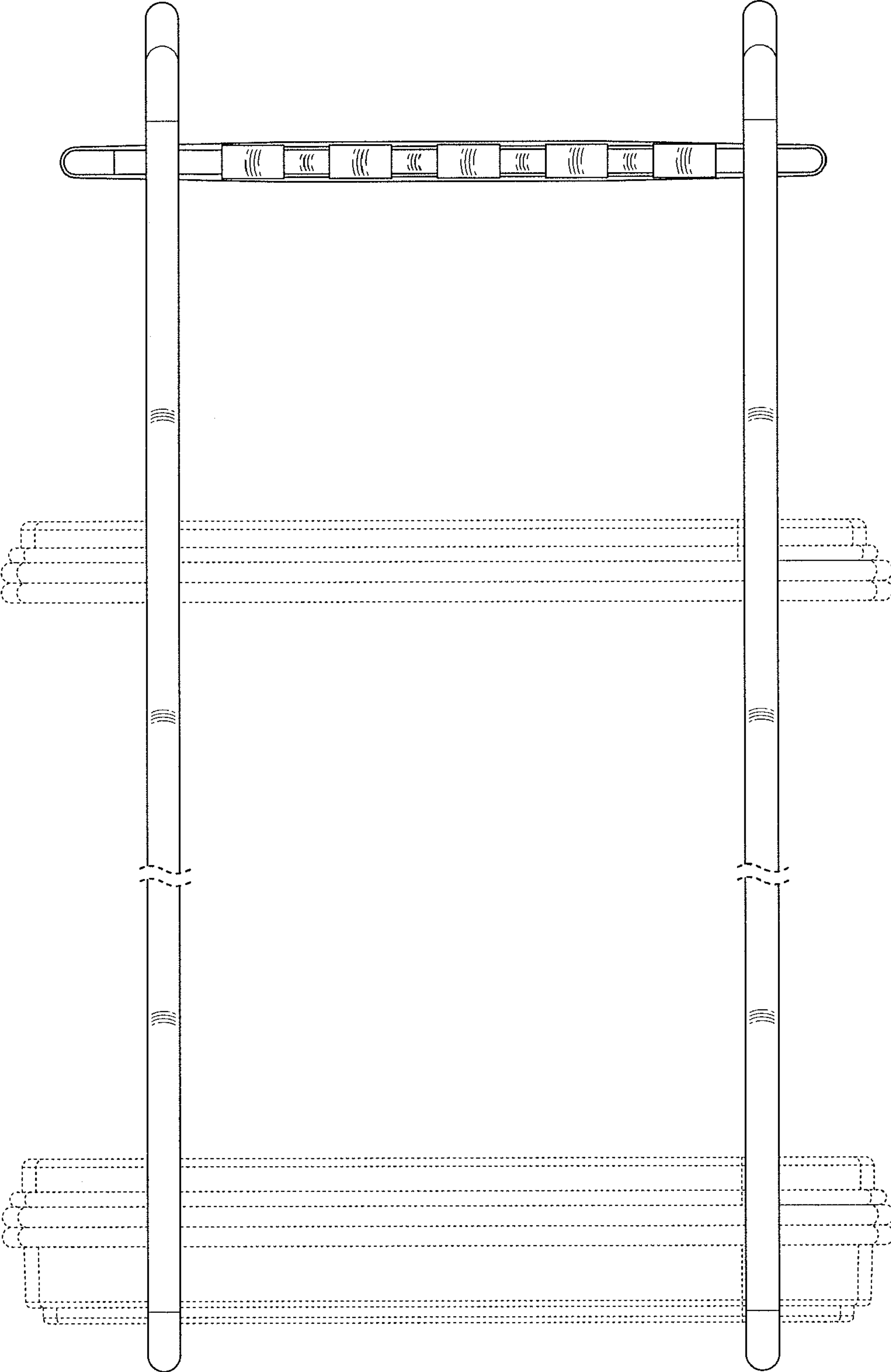


FIG. 3

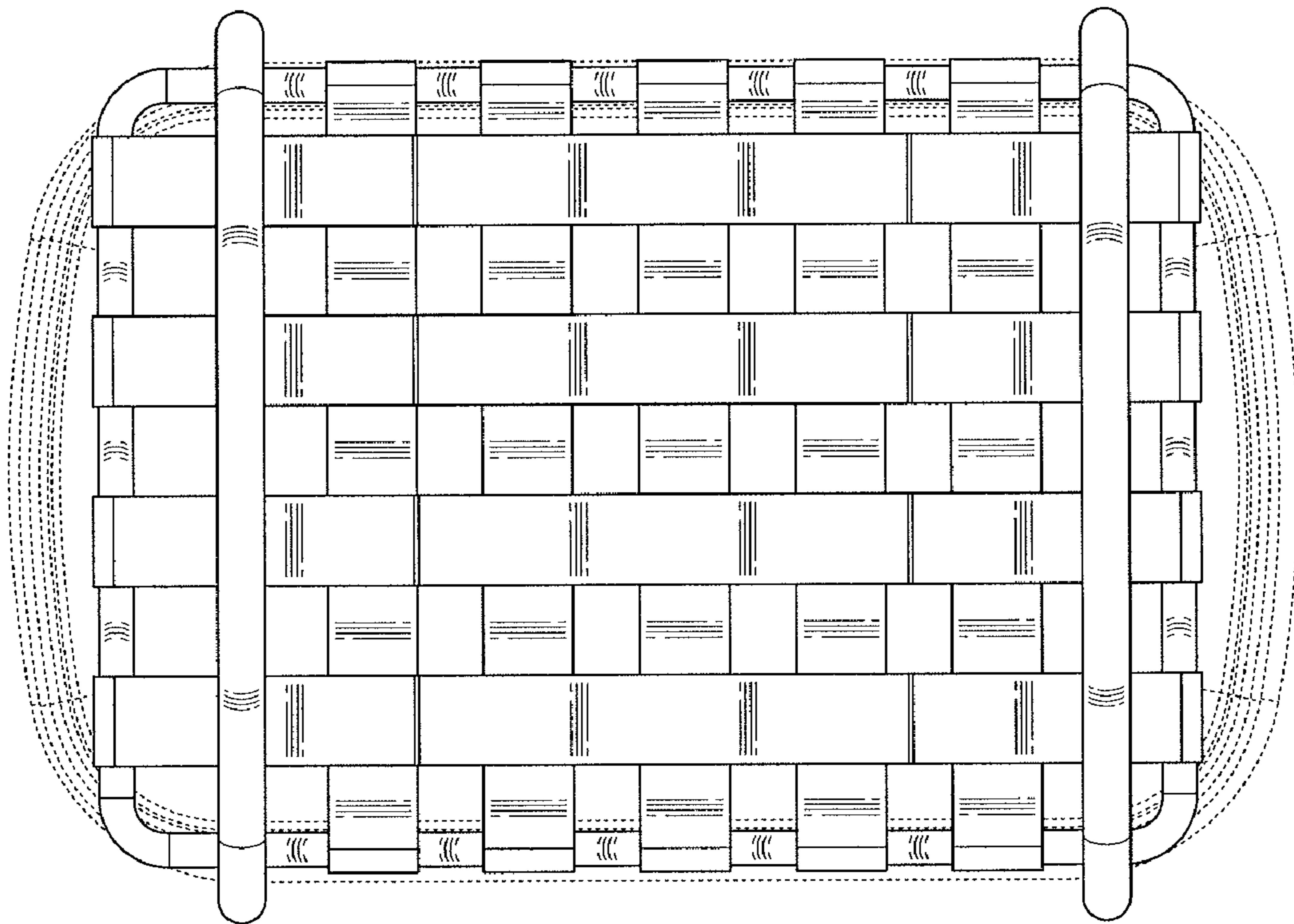


FIG. 4