



US00D648958S

(12) **United States Design Patent**  
**Sexton**

(10) **Patent No.:** **US D648,958 S**

(45) **Date of Patent:** **\*\* Nov. 22, 2011**

(54) **TWO-DRAWER VERTICAL FILE**  
(75) Inventor: **James S. Sexton**, San Ramon, CA (US)  
(73) Assignee: **Z-Line Designs, Inc.**, San Ramon, CA (US)

(\*\*) Term: **14 Years**

(21) Appl. No.: **29/355,119**

(22) Filed: **Feb. 2, 2010**

(51) **LOC (9) Cl.** ..... **06-04**

(52) **U.S. Cl.** ..... **D6/446**

(58) **Field of Classification Search** ..... D6/432-448,  
D6/455, 460, 468; 312/107, 108, 111, 138.1,  
312/204, 257.1, 330.1; D3/297; 206/503  
See application file for complete search history.

(56) **References Cited**

**U.S. PATENT DOCUMENTS**

D195,518 S *	6/1963	Bullock et al. ....	D6/446
D199,069 S *	9/1964	Sundberg .....	D6/446
3,331,644 A *	7/1967	Kafferlin .....	312/218
4,232,920 A *	11/1980	Bukaitz .....	312/257.1
4,303,287 A *	12/1981	Taplin .....	312/215
D296,166 S *	6/1988	Hills .....	D6/446

D328,824 S *	8/1992	Bellini et al. ....	D6/445
D341,502 S *	11/1993	Ball .....	D6/446
D555,394 S *	11/2007	Sexton .....	D6/446
D587,933 S *	3/2009	Semrau et al. ....	D6/446
D596,422 S *	7/2009	Hoshino .....	D6/446
D622,976 S *	9/2010	Lovegrove .....	D6/446

\* cited by examiner

*Primary Examiner* — Brian N Vinson

(74) *Attorney, Agent, or Firm* — Kilpatrick Townsend & Stockton LLP


(57) **CLAIM**

The ornamental design for a two-drawer vertical file, as shown and described.

**DESCRIPTION**

FIG. 1 is a perspective view of a two-drawer vertical file showing my new design;  
FIG. 2 is a front elevational view thereof;  
FIG. 3 is a rear elevational view thereof;  
FIG. 4 is a right side elevational view thereof;  
FIG. 5 is a left side elevational view thereof;  
FIG. 6 is a top plan view thereof; and,  
FIG. 7 is a bottom plan view thereof.

**1 Claim, 4 Drawing Sheets**






FIG. 1

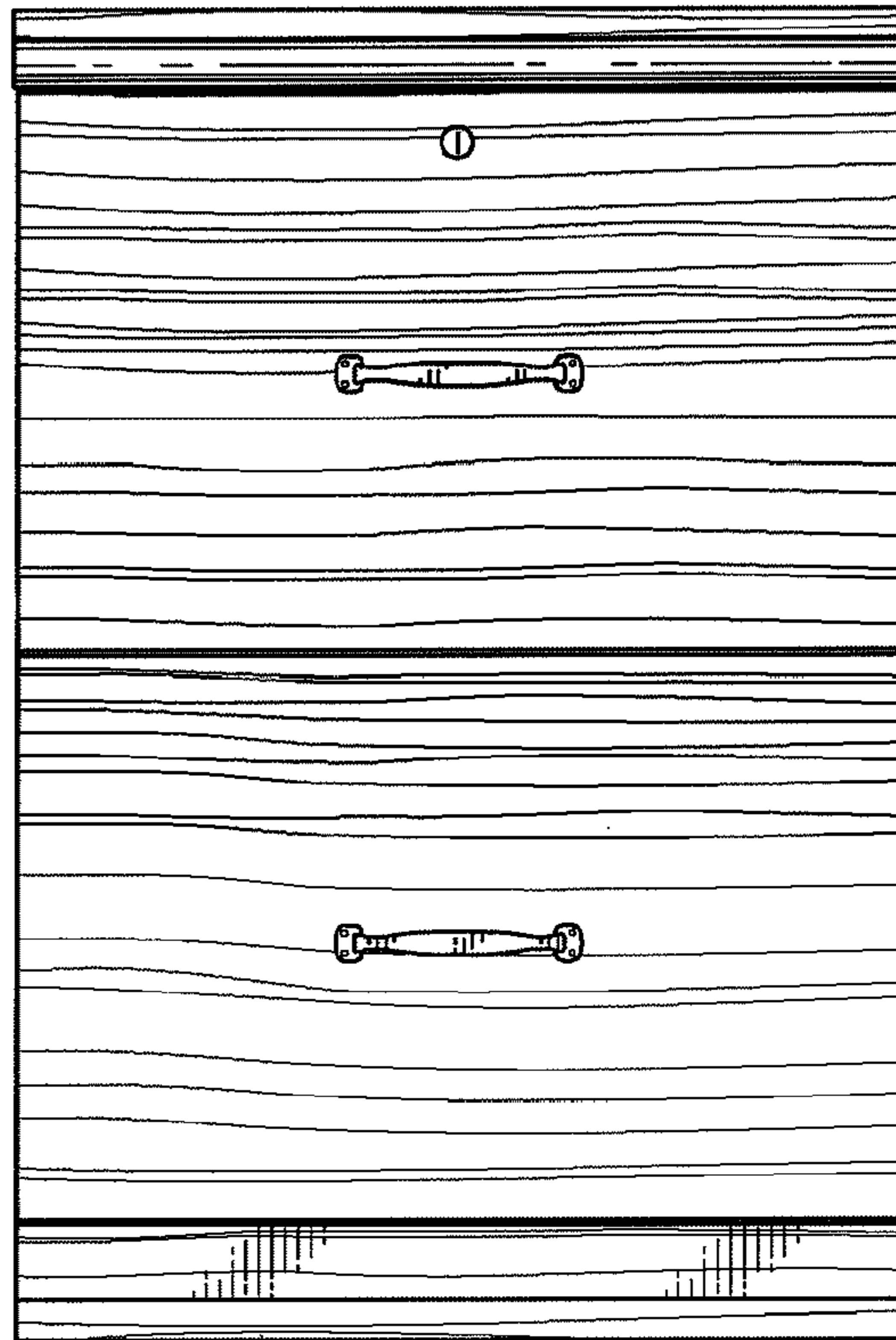


FIG. 2




FIG. 3




FIG. 4

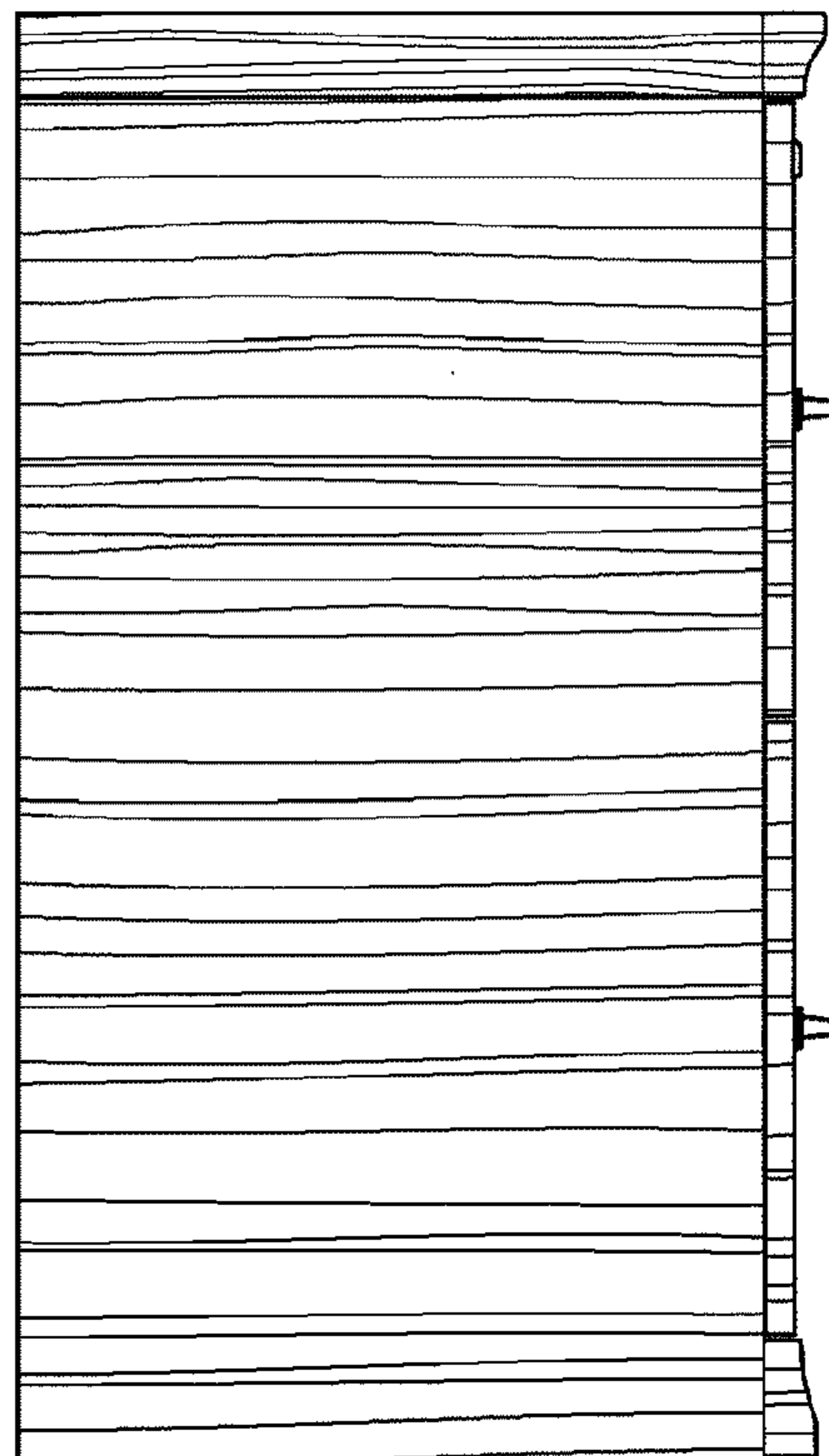


FIG. 5




FIG. 6




FIG. 7