



US00D648945S

(12) **United States Design Patent**
Joly

(10) **Patent No.:** **US D648,945 S**

(45) **Date of Patent:** **** Nov. 22, 2011**

- (54) **TUBULAR CORNER OTTOMAN**
- (75) Inventor: **Sylvain Joly**, Marolles en Brie (FR)
- (73) Assignee: **Chateau d’Ax S.p.A.** (IT)
- (**) Term: **14 Years**
- (21) Appl. No.: **29/377,310**
- (22) Filed: **Oct. 20, 2010**
- (51) **LOC (9) Cl.** **06-01**
- (52) **U.S. Cl.** **D6/349**
- (58) **Field of Classification Search** D6/340,
D6/349–354, 355, 491, 492, 500–502; 297/16.1,
297/16.2, 175, 181, 186, 187, 195.1, 215.16,
297/440.12, 461, 462, DIG. 2
See application file for complete search history.

- D290,788 S * 7/1987 Raftery D6/355
- D493,966 S * 8/2004 Rach D6/349
- D503,580 S * 4/2005 Donoghue D6/601
- D525,802 S * 8/2006 Spear D6/381
- D547,967 S * 8/2007 Oldham D6/381
- D552,914 S * 10/2007 Boutin D6/601
- D559,021 S * 1/2008 Braxton D6/500
- D611,716 S * 3/2010 Joly D6/349

* cited by examiner

Primary Examiner — Sandra Snapp

(74) *Attorney, Agent, or Firm* — Curtis, Mallet-Prevost Colt & Mosle LLP

(57) **CLAIM**

The ornamental design for the tubular corner ottoman, as shown and described.

DESCRIPTION

FIG. 1 is a perspective view of the new ornamental tubular corner ottoman of the present invention.

FIG. 2 is a front view thereof.

FIG. 3 is a rear view thereof.

FIG. 4 is a left view thereof.

FIG. 5 is a right view thereof.

FIG. 6 is a top view thereof; and,

FIG. 7 is a bottom view thereof.

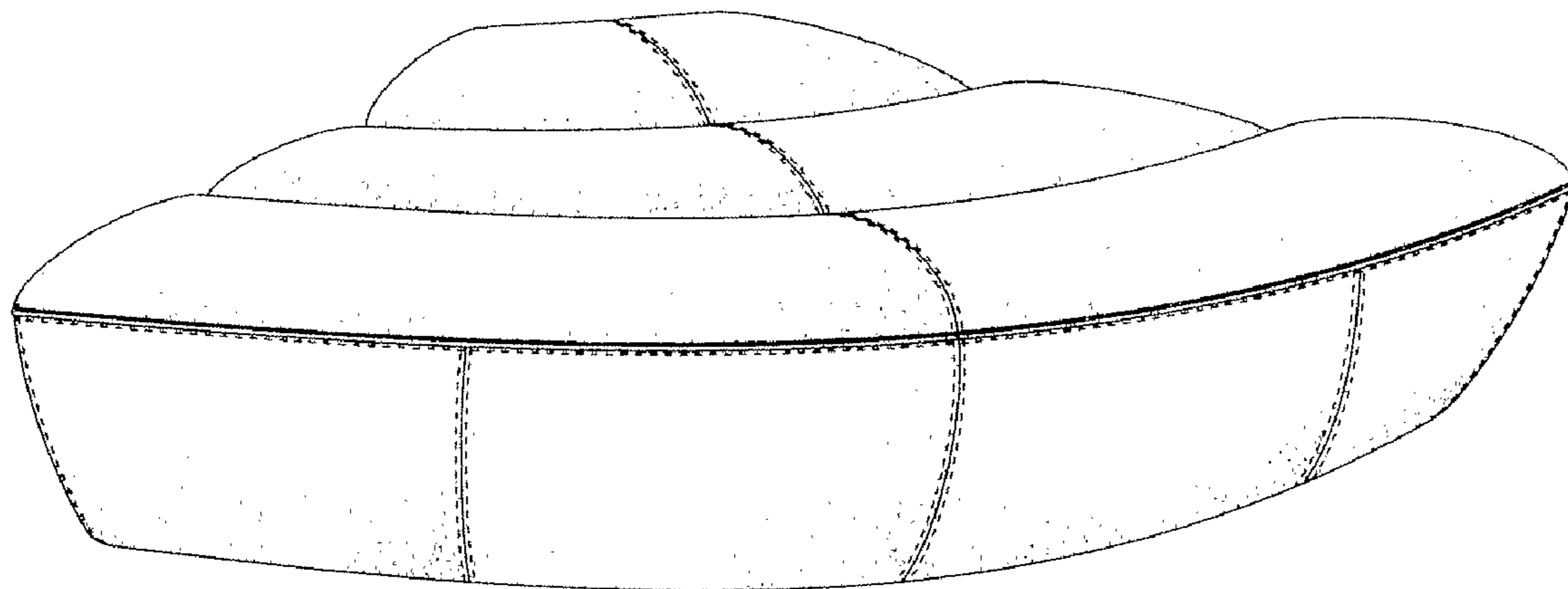
The broken lines shown in the drawings are understood to represent stitching.

1 Claim, 4 Drawing Sheets

(56) **References Cited**

U.S. PATENT DOCUMENTS

- D243,215 S * 2/1977 Winrow D6/352
- D245,094 S * 7/1977 Zieman D23/295
- 4,046,421 A * 9/1977 Spound et al. 297/232
- D253,377 S * 11/1979 Spound et al. D6/352
- D253,379 S * 11/1979 Long D6/381
- D261,954 S * 11/1981 Aronowitz et al. D6/364
- D261,955 S * 11/1981 Aronowitz et al. D6/364
- D265,529 S * 7/1982 Mascheroni D6/352
- D290,559 S * 6/1987 Raftery D6/381



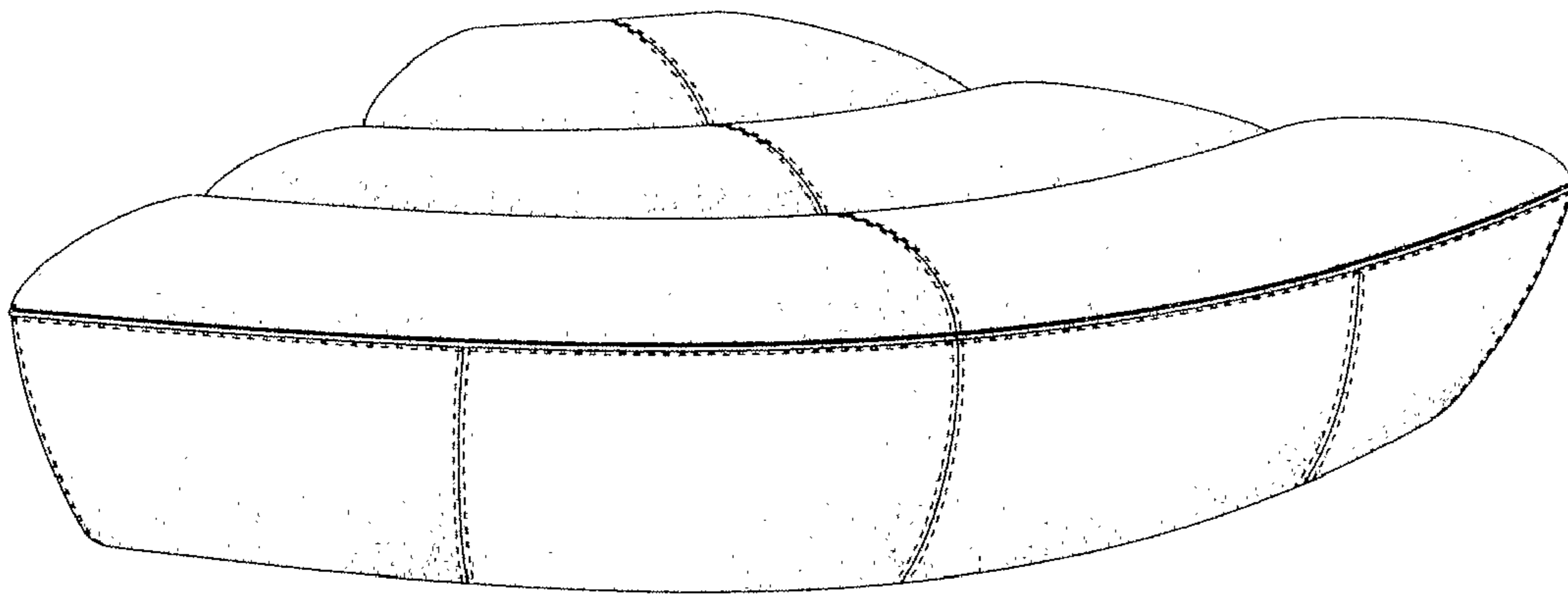


FIG. 1

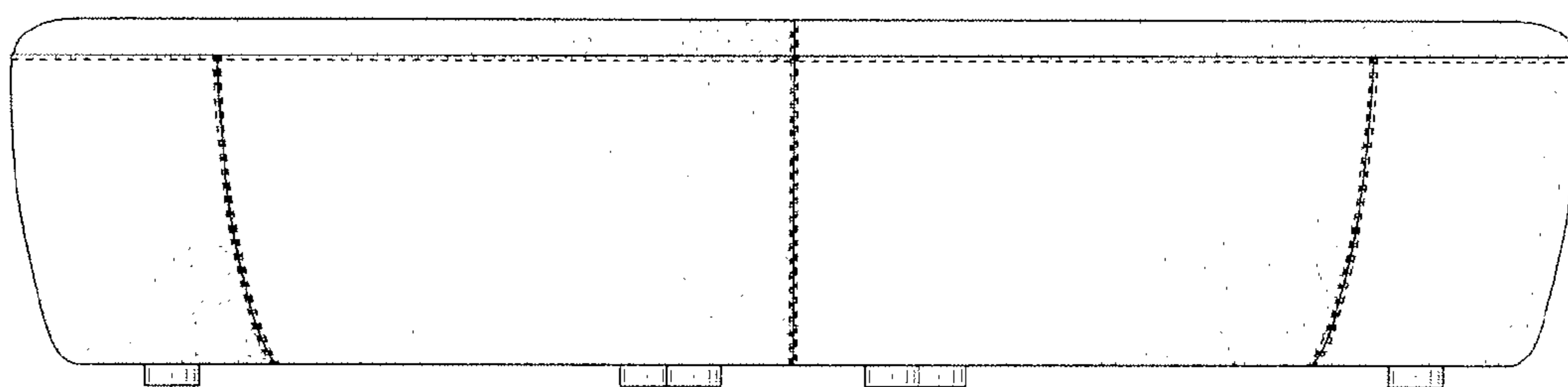


FIG. 2

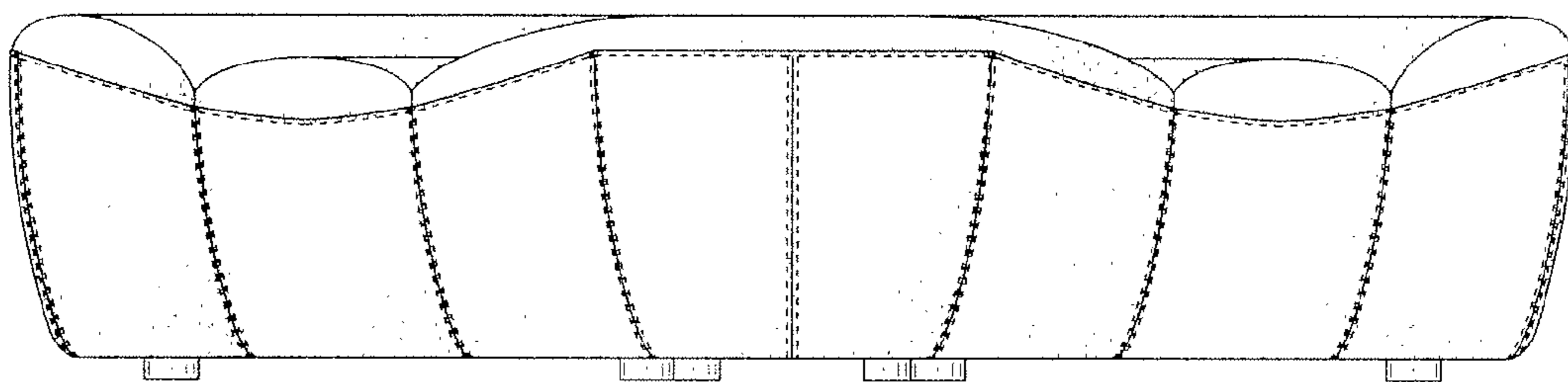


FIG. 3

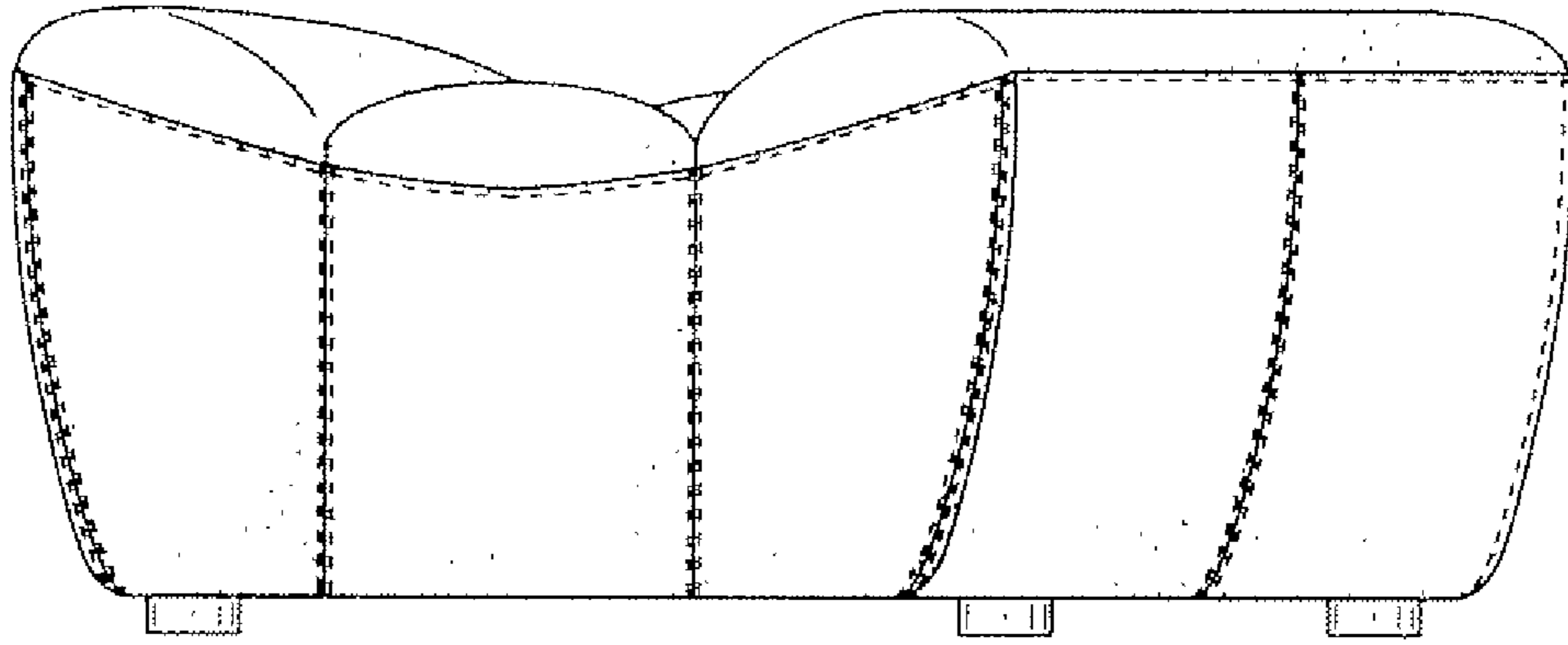


FIG. 4

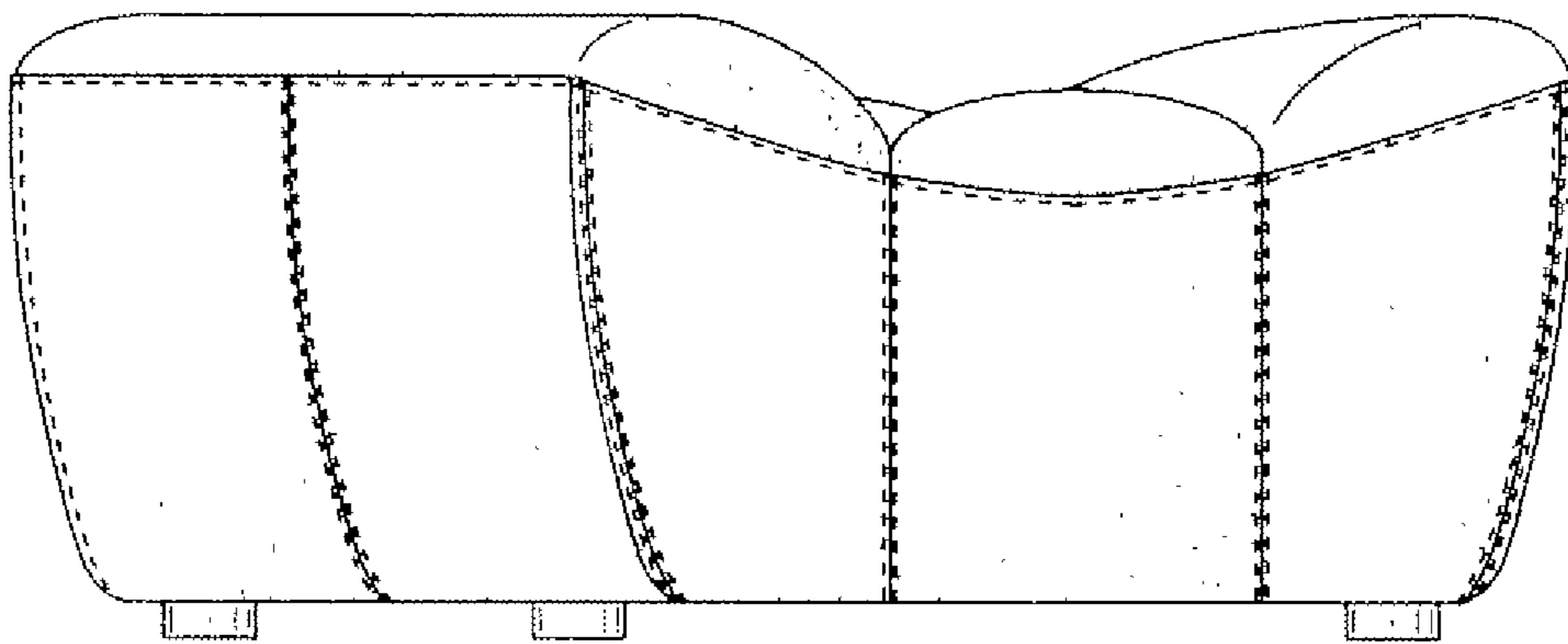


FIG. 5

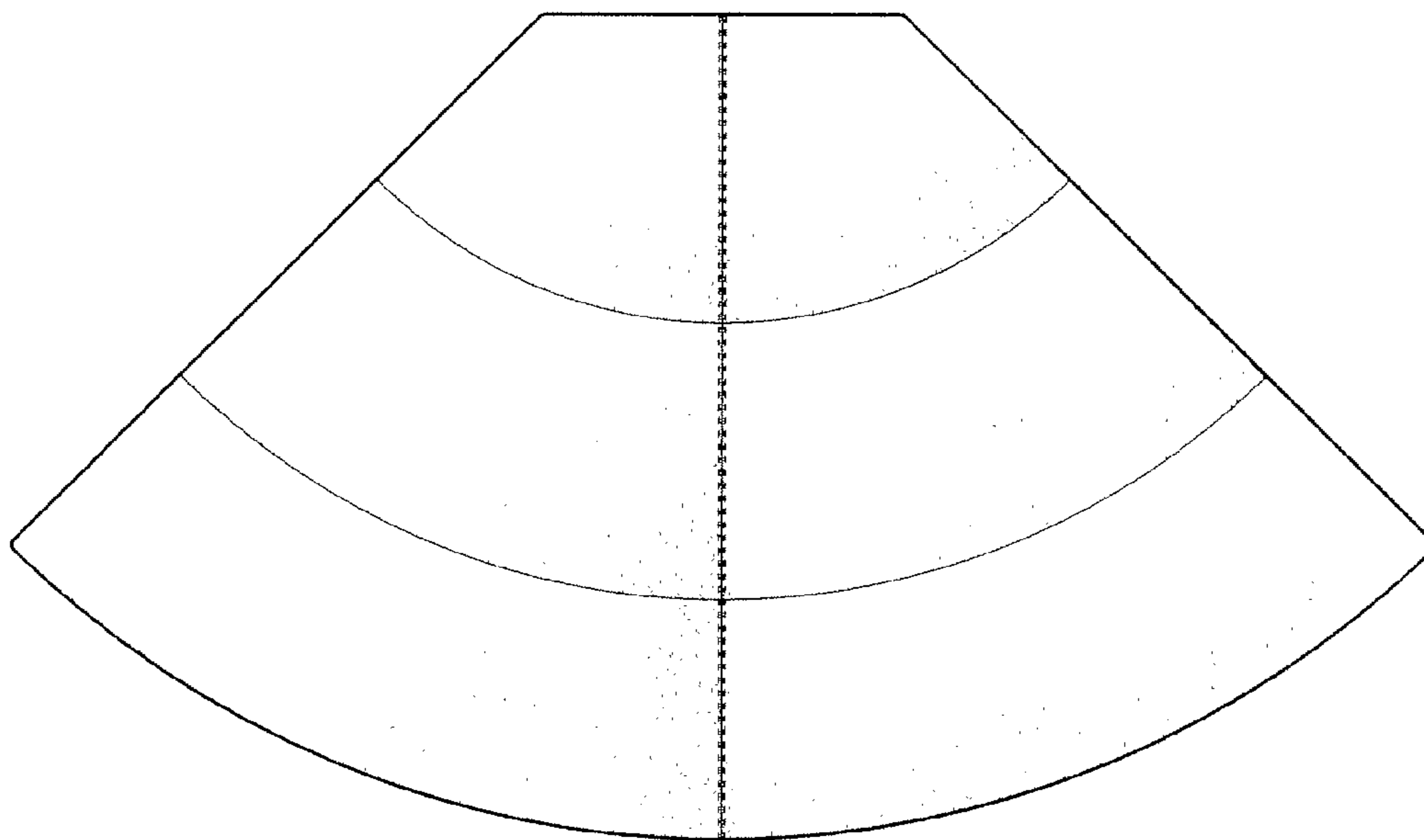


FIG. 6

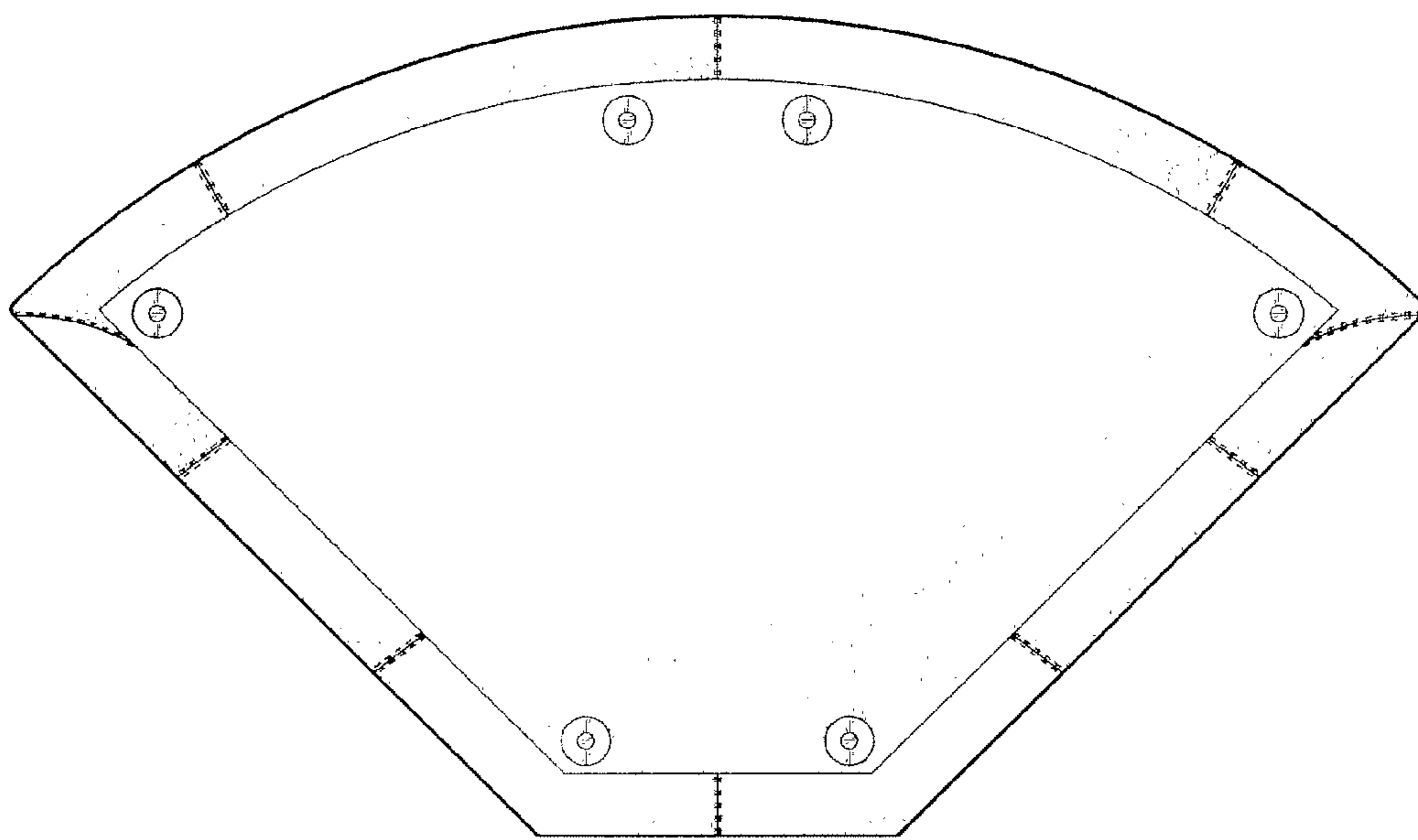


FIG. 7