



US00D648918S

(12) **United States Design Patent**
Gledhill

(10) **Patent No.:** **US D648,918 S**

(45) **Date of Patent:** **** *Nov. 22, 2011**

(54) **GLOVE**

(76) **Inventor:** **Dale Gledhill, Draper, UT (US)**

(**) **Term:** **14 Years**

(21) **Appl. No.:** **29/375,130**

(22) **Filed:** **Sep. 17, 2010**

(51) **LOC (9) Cl.** **02-06**

(52) **U.S. Cl.** **D2/617**

(58) **Field of Classification Search** D2/610,
D2/612, 614-623; D29/113, 116.2, 117.1-119,
D29/120.1, 123; 2/16, 159, 161.1-161.8,
2/162, 198, 170, 455, 908, 917; D24/190;
D28/63; D32/40, 42, 43, 41; D21/807; D3/215,
D3/224, 226, 218; 224/219, 222, 267, 237;
40/586, 633; 15/104.94, 107, 227; D4/134;
D20/33

See application file for complete search history.

(56) **References Cited**

U.S. PATENT DOCUMENTS

D48,334 S *	12/1915	Taylor	D2/620
D72,915 S *	6/1927	Steinberger	D2/620
D161,445 S *	1/1951	Higier	D2/618
2,641,767 A *	6/1953	La Rosa	2/168
2,657,394 A *	11/1953	Milton, Jr. et al.	623/57

3,341,861 A *	9/1967	Robbins	2/163
3,649,967 A *	3/1972	Millman	2/161.3
4,021,640 A *	5/1977	Gross et al.	219/211
D290,305 S *	6/1987	Pranica	D2/621
5,452,478 A *	9/1995	Rombach et al.	2/161.6
D510,961 S *	10/2005	Golliher	D21/566
7,052,642 B2 *	5/2006	Triebes et al.	264/305

* cited by examiner

Primary Examiner — Raphael Barkai

Assistant Examiner — Randall H Gholson

(74) *Attorney, Agent, or Firm* — Karish & Bjorgum, PC

(57) **CLAIM**

The ornamental design for a glove, as shown and described.

DESCRIPTION

FIG. 1 is a top, side, front perspective view of the glove of the present invention;

FIG. 2 is a top elevational view of the glove of FIG. 1;

FIG. 3 is a thumb side elevational view of the glove of FIG. 1;

FIG. 4 is a fifth finger side elevational view of the glove of FIG. 1;

FIG. 5 is bottom elevational view of the glove of FIG. 1;

FIG. 6 is a front end elevational view of the glove of FIG. 1; and,

FIG. 7 is rear end elevational view of the glove of FIG. 1.

The broken lines in the figures show environmental structure or boundaries that form no part of the design to be patented.

1 Claim, 2 Drawing Sheets

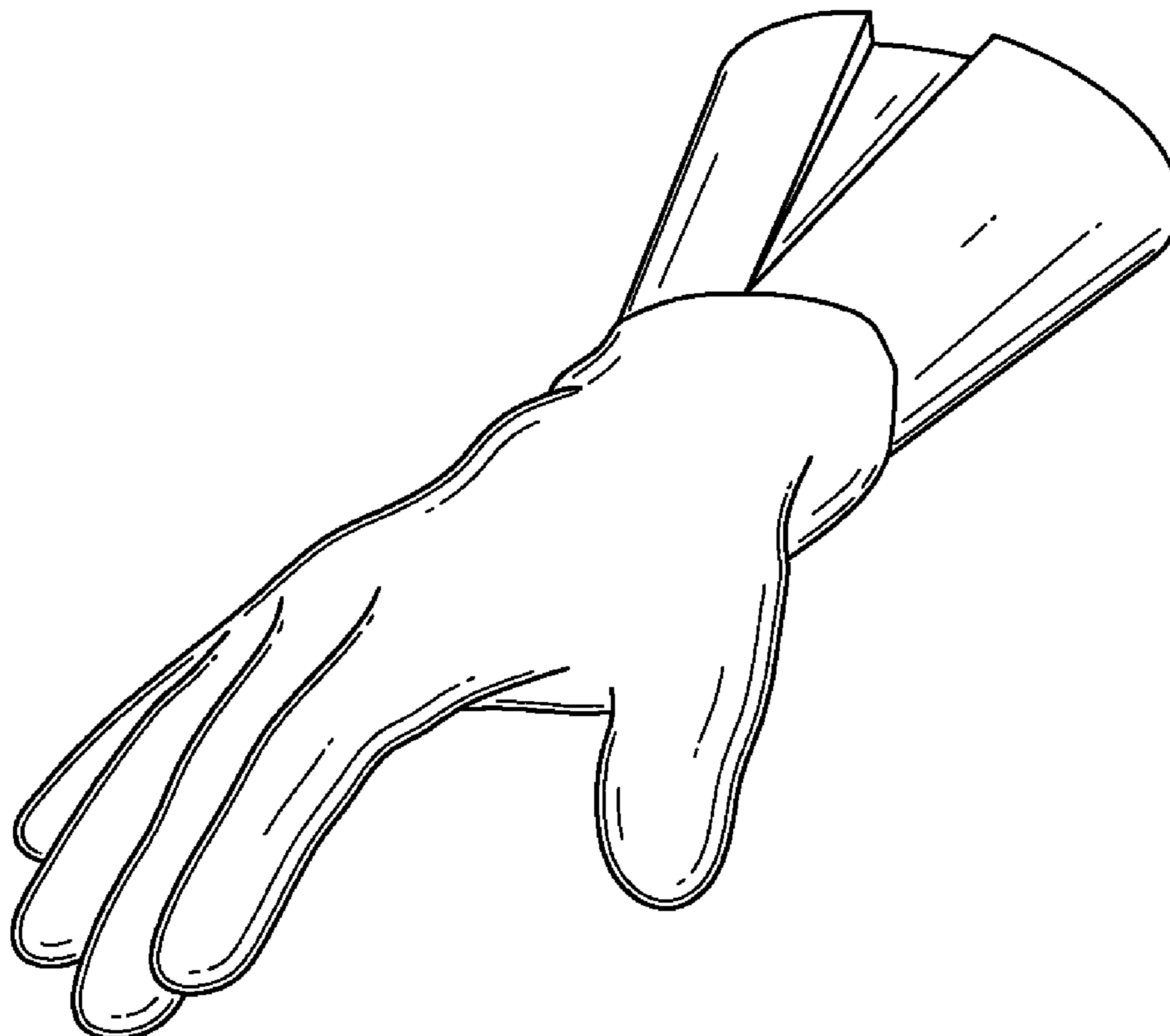


FIG. 1

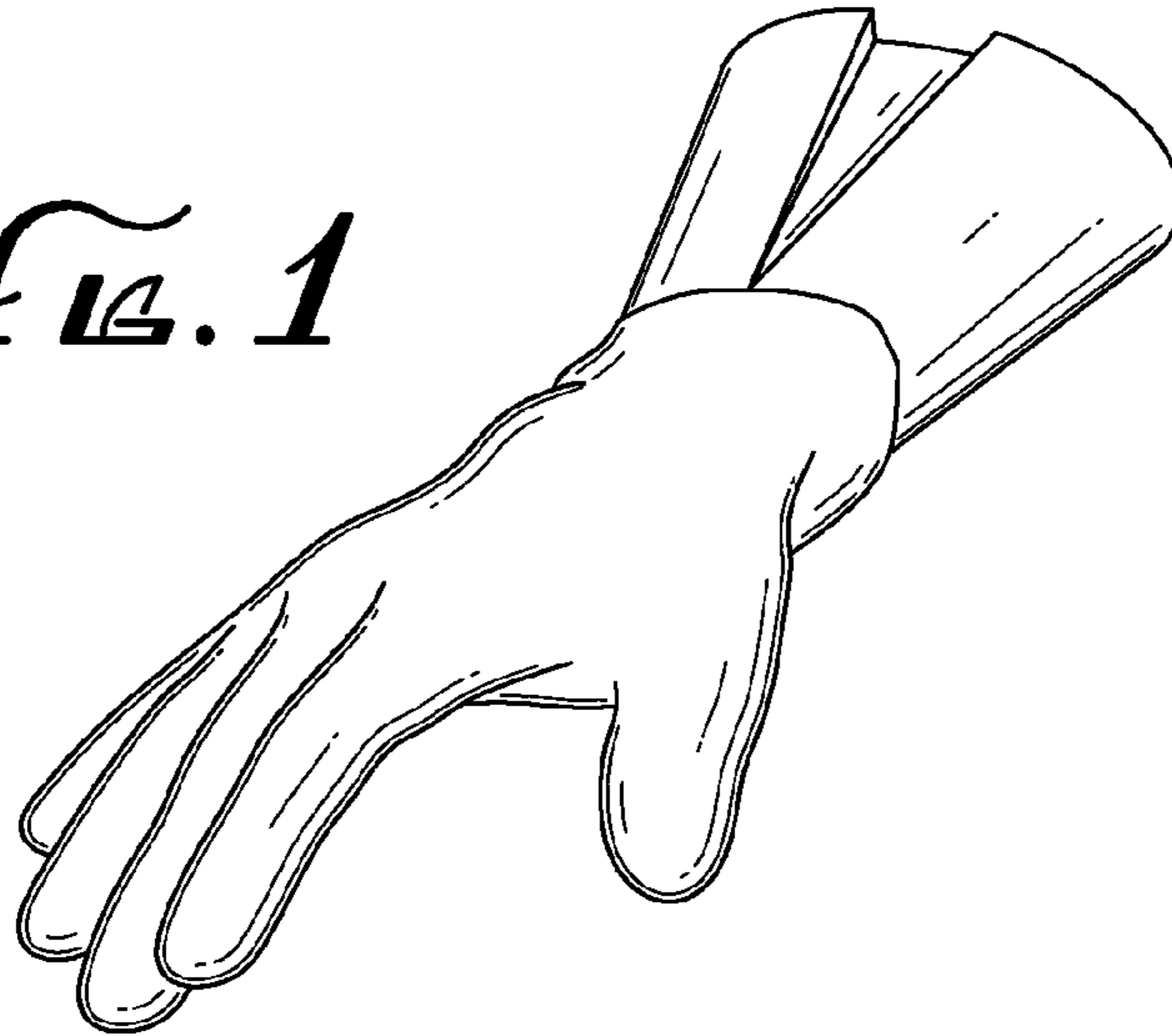


FIG. 2

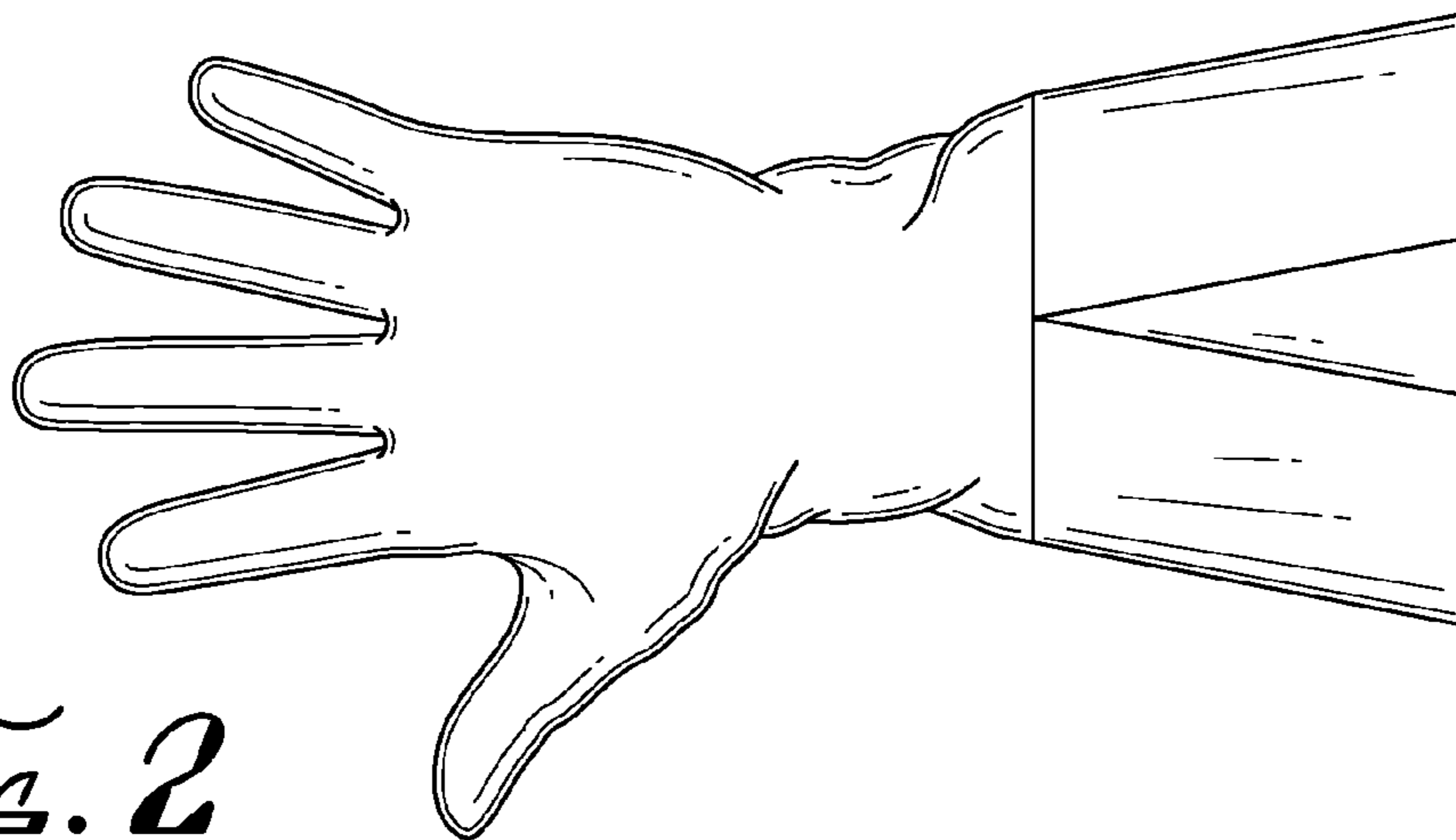
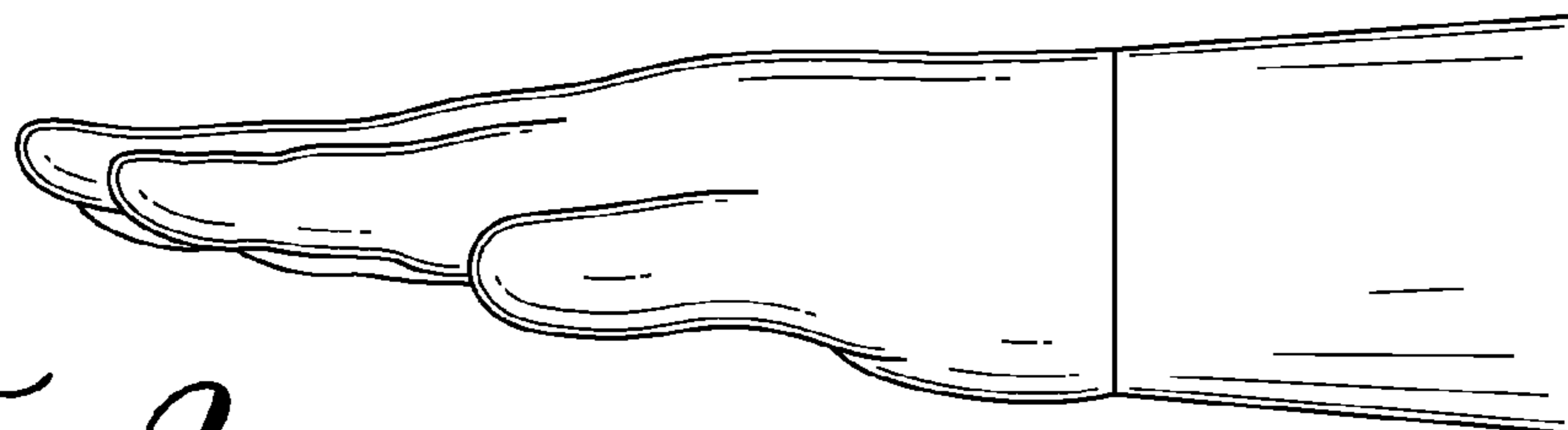


FIG. 3



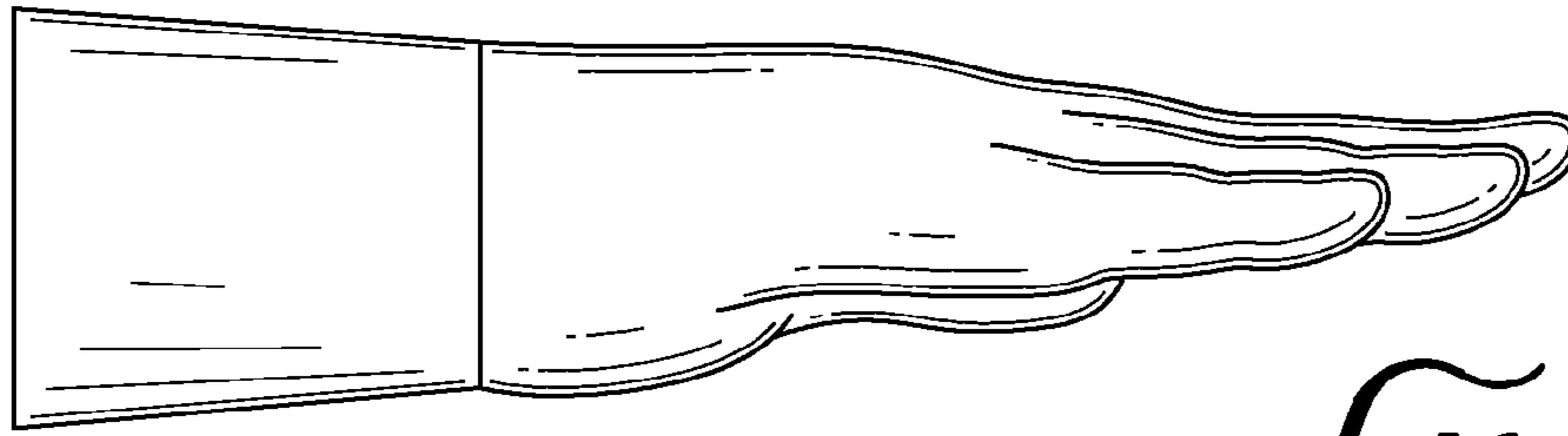


FIG. 4

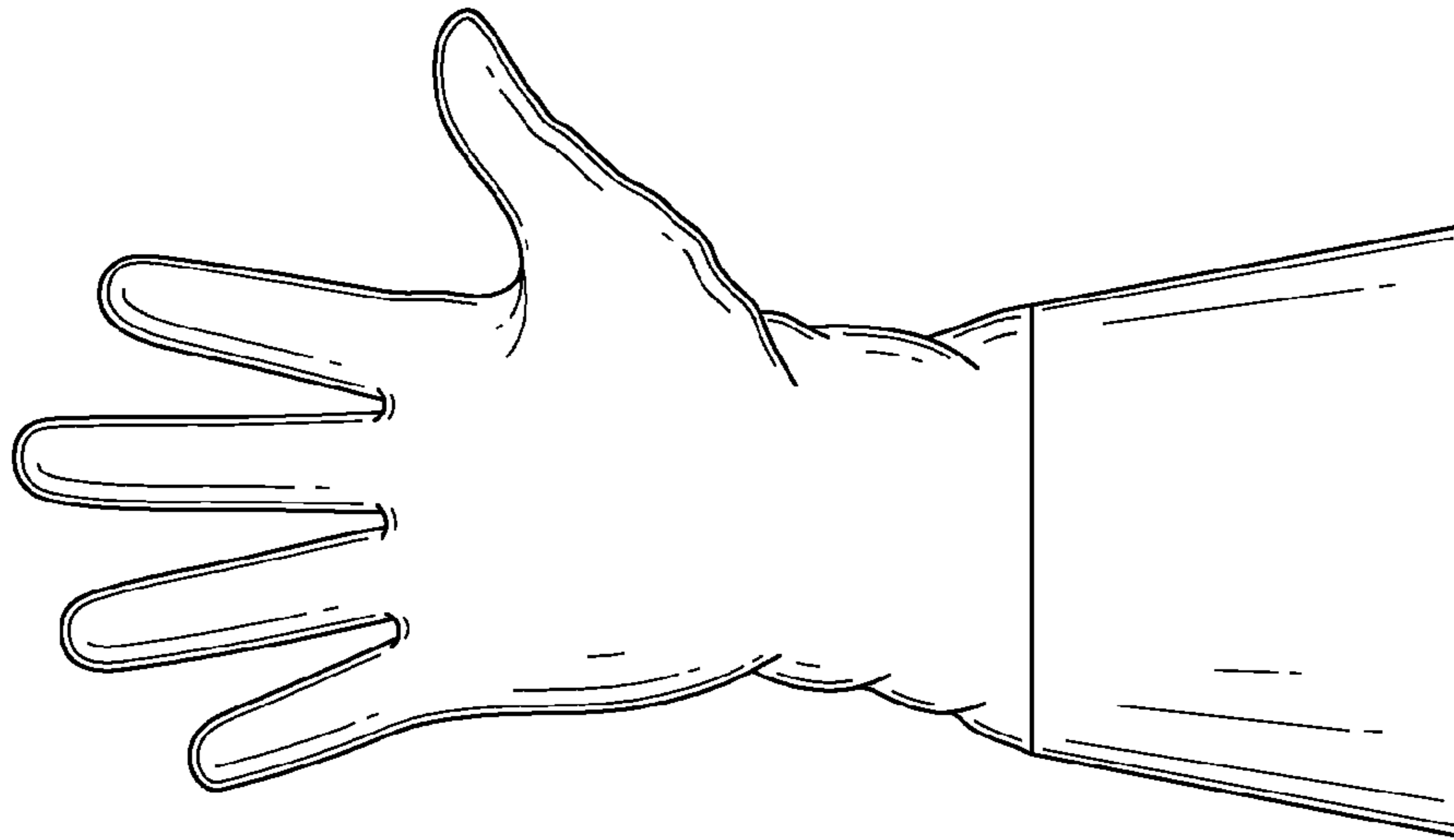


FIG. 5

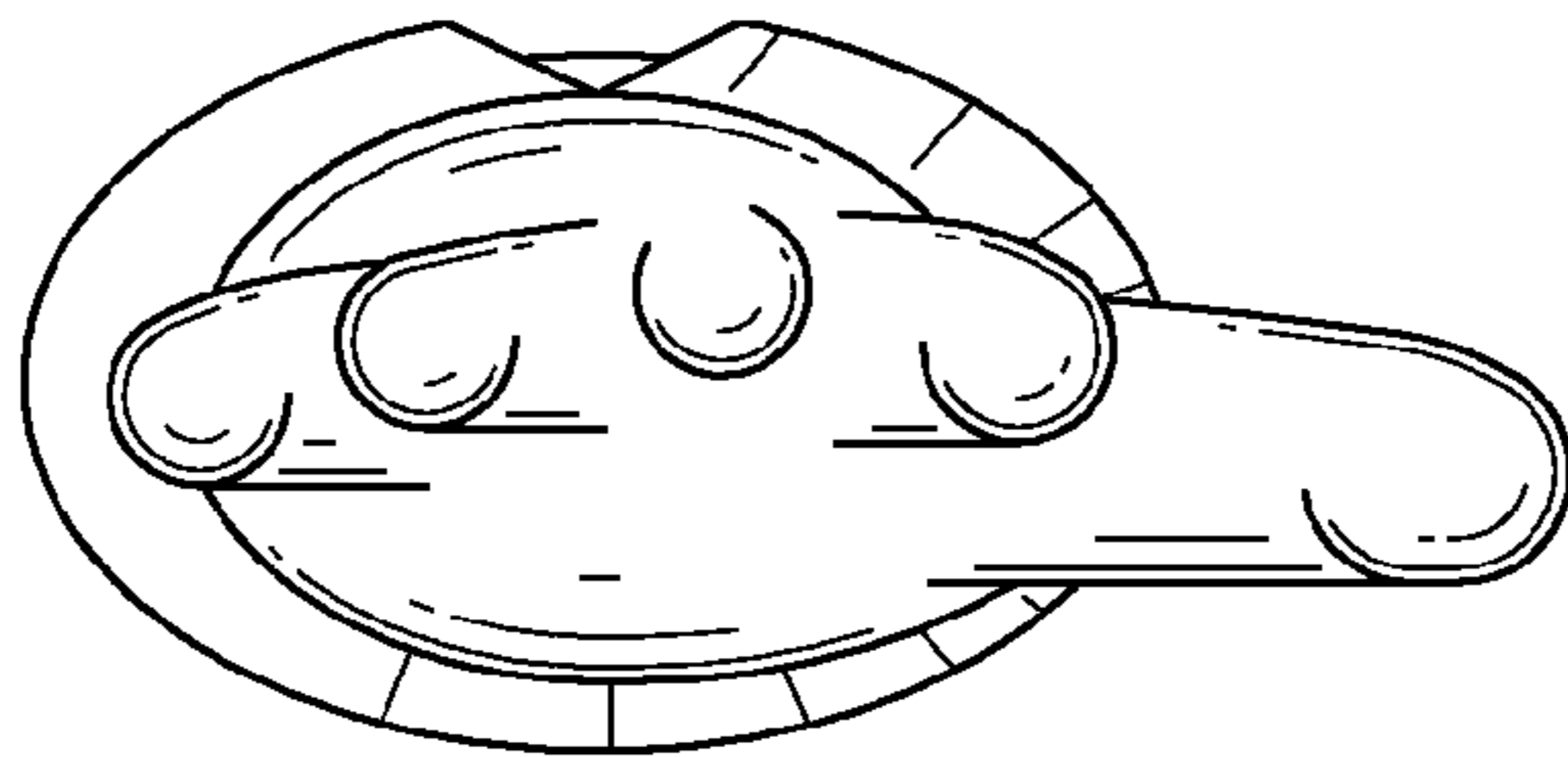


FIG. 6




FIG. 7

UNITED STATES PATENT AND TRADEMARK OFFICE
CERTIFICATE OF CORRECTION

PATENT NO. : D648,918 S
APPLICATION NO. : 29/375130
DATED : November 22, 2011
INVENTOR(S) : Dale Gledhill

Page 1 of 1

It is certified that error appears in the above-identified patent and that said Letters Patent is hereby corrected as shown below:

Title Page, Item (21): Replace "Appl. No.: 29/375,130" with --Appl. No. 29/358,504--

Title Page, Item (22): Replace "Filed: Sep. 17, 2010" with --Filed: Mar. 29, 2010--

Signed and Sealed this
Tenth Day of July, 2012

A handwritten signature in black ink that reads "David J. Kappos". The signature is written in a cursive, slightly slanted style.

David J. Kappos
Director of the United States Patent and Trademark Office