



US00D648902S

(12) **United States Design Patent**  
**Pregont**

(10) **Patent No.:** **US D648,902 S**

(45) **Date of Patent:** **\*\* Nov. 15, 2011**

(54) **BIRD FEEDER**

(75) Inventor: **Clark Pregont**, Atchison, KS (US)

(73) Assignee: **Raymon W. Lush**, Bloomfield, NE (US)

(\*\*) Term: **14 Years**

(21) Appl. No.: **29/373,330**

(22) Filed: **Mar. 31, 2011**

(51) **LOC (9) Cl.** ..... **30-03**

(52) **U.S. Cl.** ..... **D30/125; D30/127**

(58) **Field of Classification Search** ..... D30/121,  
D30/124, 126-129, 133, 199, 110-112, 123,  
D30/125; 119/52.2, 51.5, 61.5, 57.8, 57.9,  
119/52.3, 61.1, 531, 63, 428-435, 52.4, 55,  
119/61.3, 69.5, 75, 76; 47/67, 83; 248/318;  
D11/164, 152; 211/128.1; D27/123; D6/495,  
D6/460, 461, 476, 405

See application file for complete search history.

(56) **References Cited**

**U.S. PATENT DOCUMENTS**

D58,283 S *	6/1921	Woodard	.....	D12/199
D71,643 S *	12/1926	Kendrick	.....	D26/95
D75,188 S *	5/1928	Rice	.....	D27/150
D75,294 S *	5/1928	Smith	.....	D25/7
D112,700 S *	12/1938	Johnson	.....	D26/95
D174,423 S *	4/1955	Glaser	.....	D99/41
D191,915 S *	12/1961	Dunbar	.....	D21/409

D200,778 S *	4/1965	Pregont	.....	D30/128
3,730,139 A *	5/1973	Moore	.....	119/429
D267,485 S *	1/1983	Robinson	.....	D11/157
D273,429 S *	4/1984	Kilham	.....	D30/128
D323,355 S *	1/1992	Dolifka	.....	D20/3
D324,436 S *	3/1992	Embree	.....	D30/127
D326,003 S *	5/1992	Embree	.....	D30/128
D361,173 S *	8/1995	Bownes et al.	.....	D30/125
D368,337 S *	3/1996	Dickinson	.....	D30/127
D417,745 S *	12/1999	Oddo	.....	D26/95
D438,817 S *	3/2001	Reaver	.....	D11/157
D511,866 S *	11/2005	Lundstrom et al.	.....	D30/124
D521,185 S *	5/2006	Lin	.....	D27/150
D613,876 S *	4/2010	Hazlett, Jr.	.....	D25/32

\* cited by examiner

*Primary Examiner* — Susan Moon Lee

(74) *Attorney, Agent, or Firm* — Dennis L. Thomte; Thomte Patent Law Office LLC

(57) **CLAIM**

The ornamental design for a bird feeder, as shown and described.

**DESCRIPTION**

FIG. 1 is a front perspective view of the bird feeder of this invention;

FIG. 2 is a top view of the bird feeder of FIG. 1;


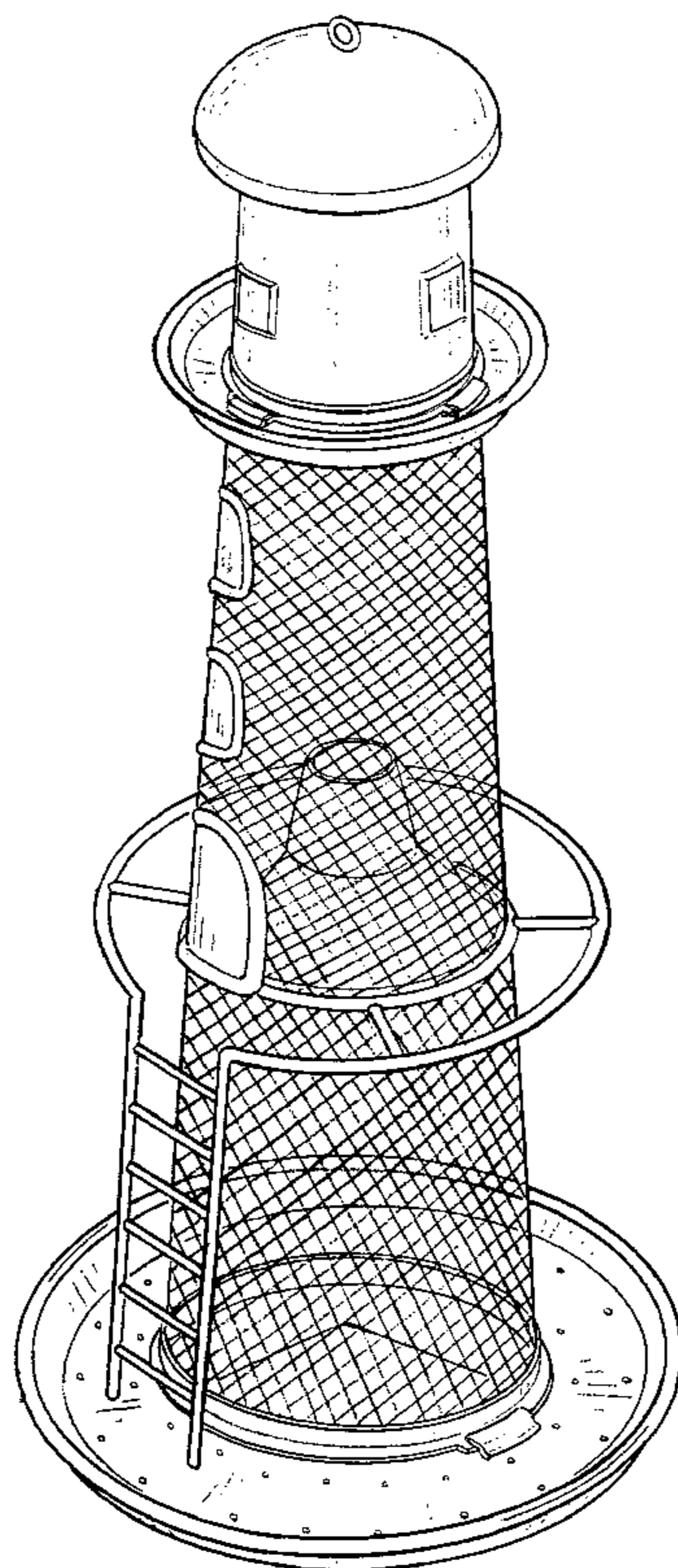
FIG. 3 is a front view of the bird feeder of FIG. 1;

FIG. 4 is a typical side view of the bird feeder of FIG. 1;

FIG. 5 is a back view of the bird feeder of FIG. 1; and,

FIG. 6 is a bottom view of the bird feeder of FIG. 1.

**1 Claim, 3 Drawing Sheets**



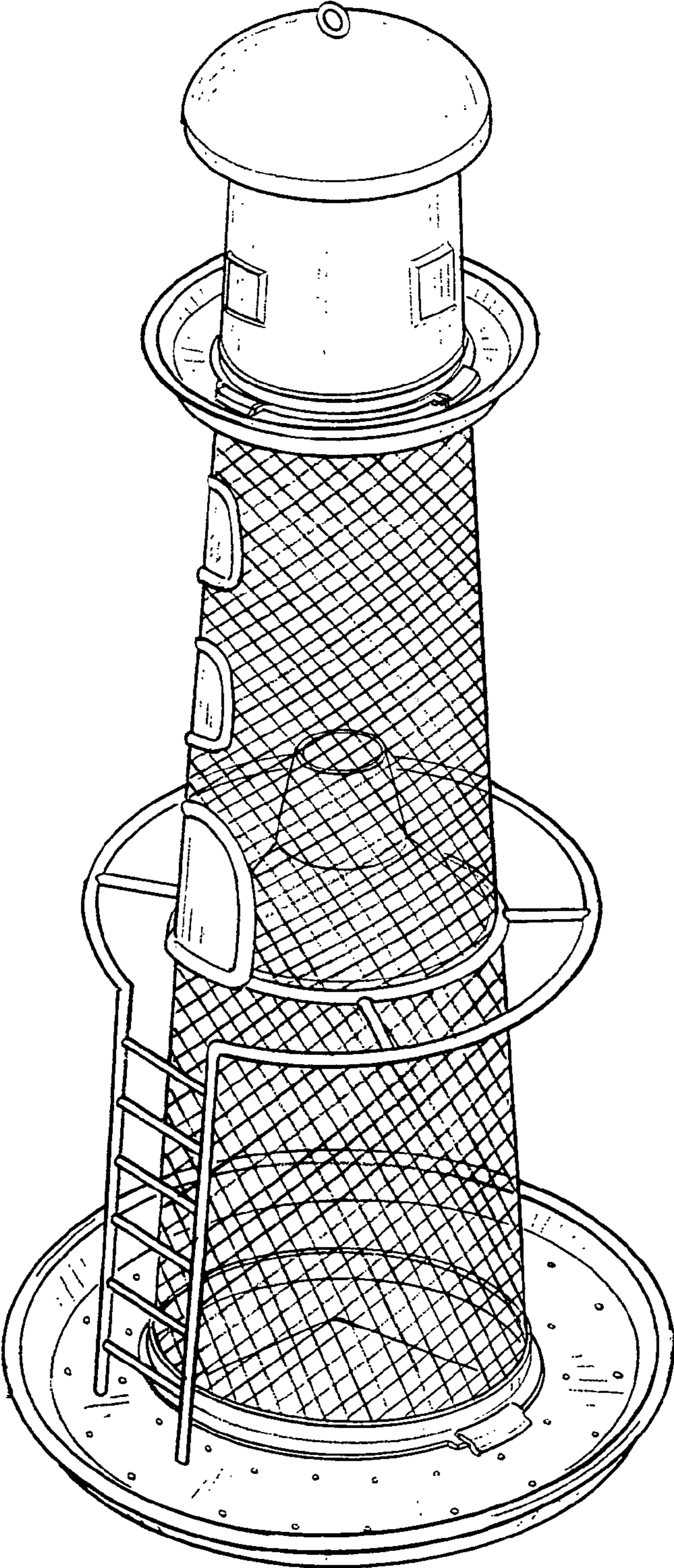


FIG. 1

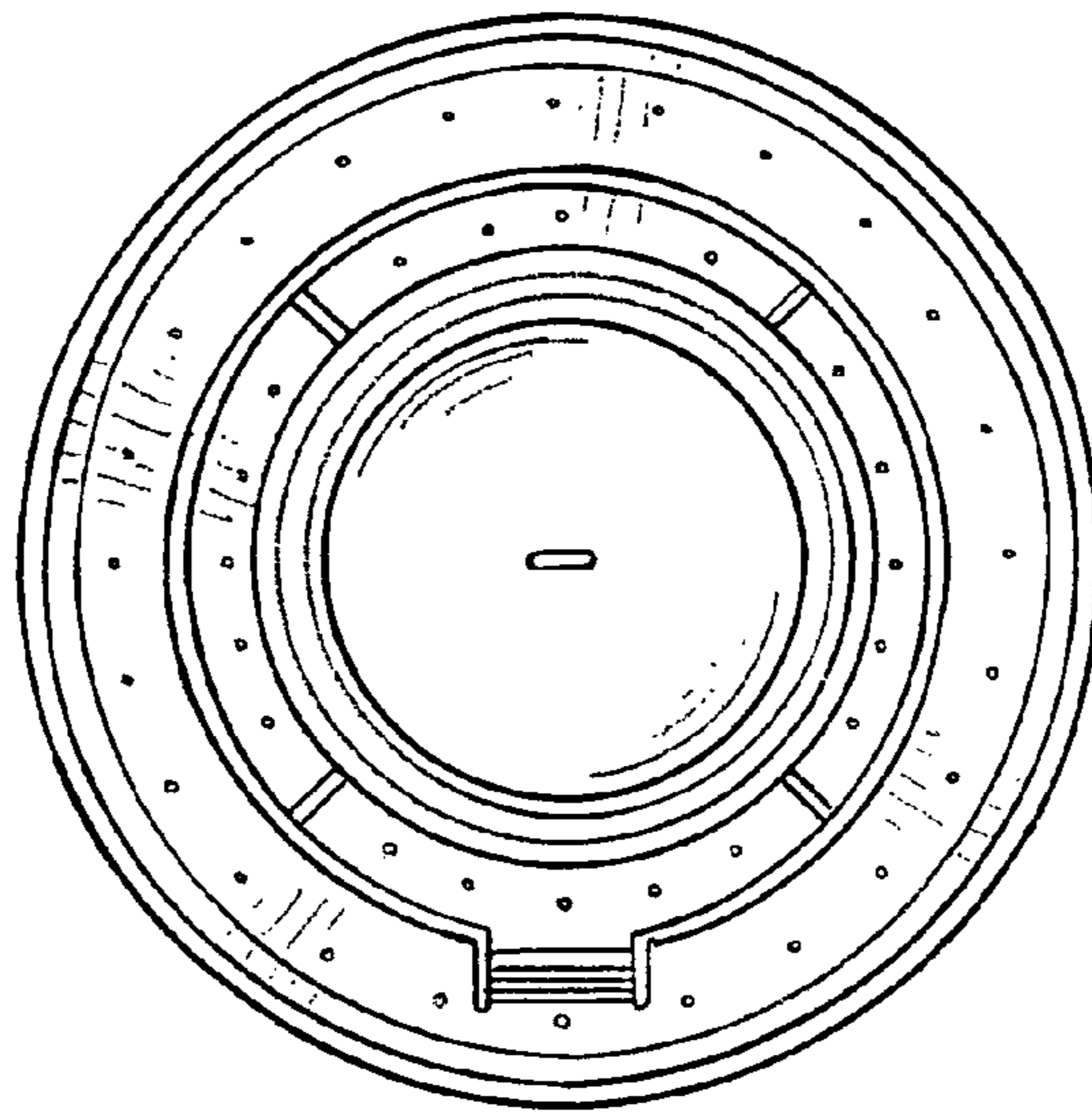


FIG. 2




FIG. 3

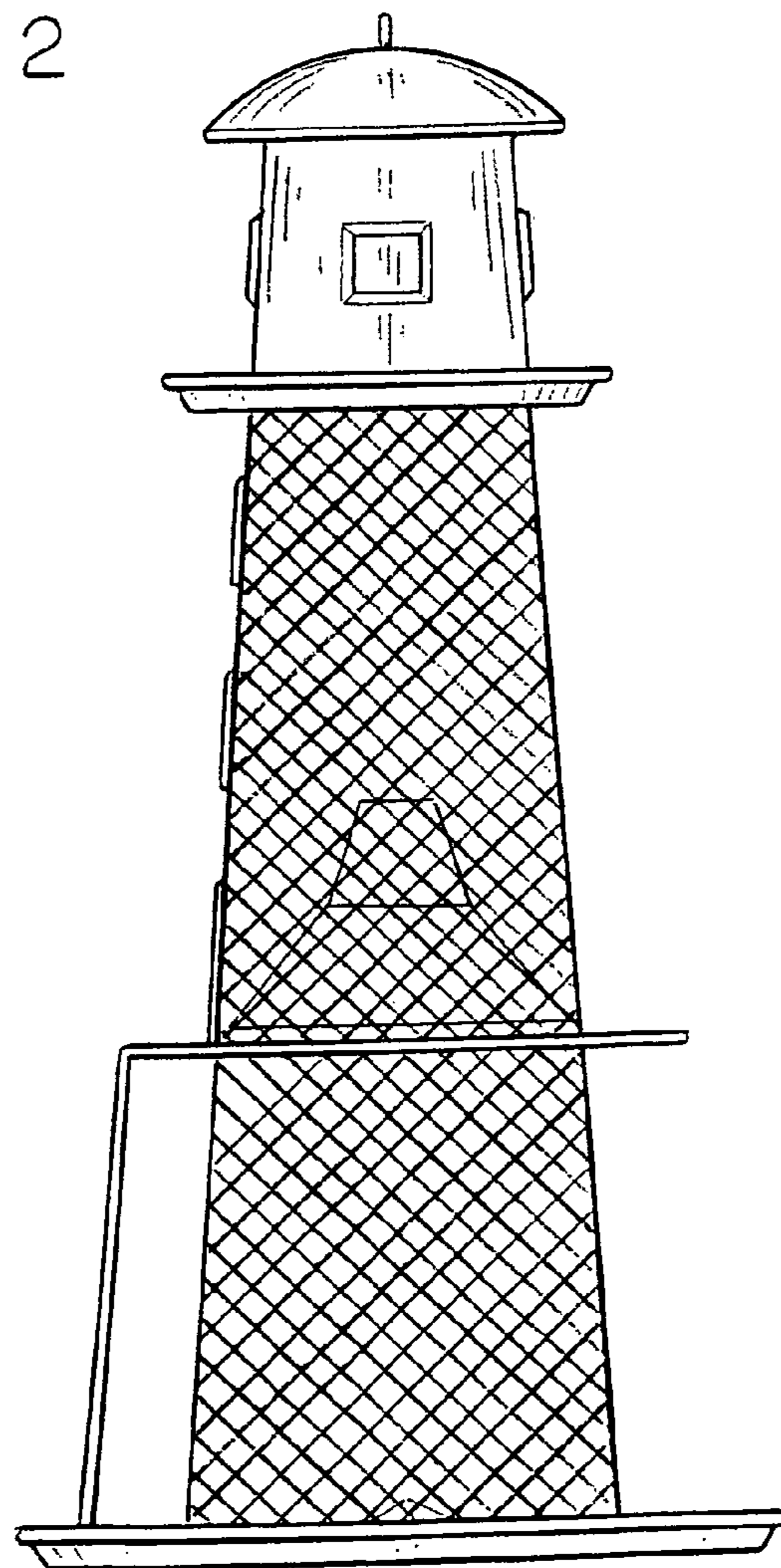


FIG. 4

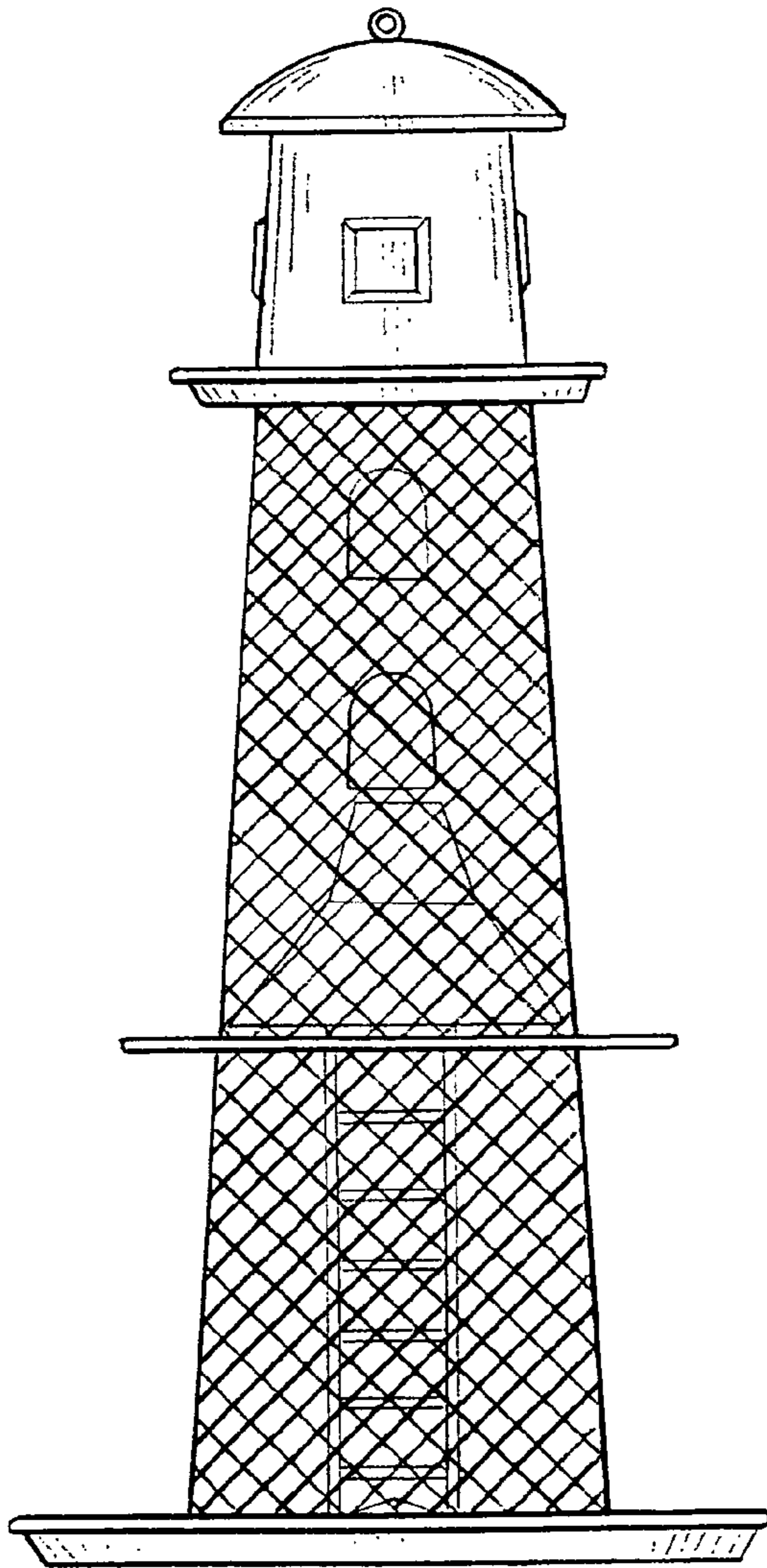


FIG. 5

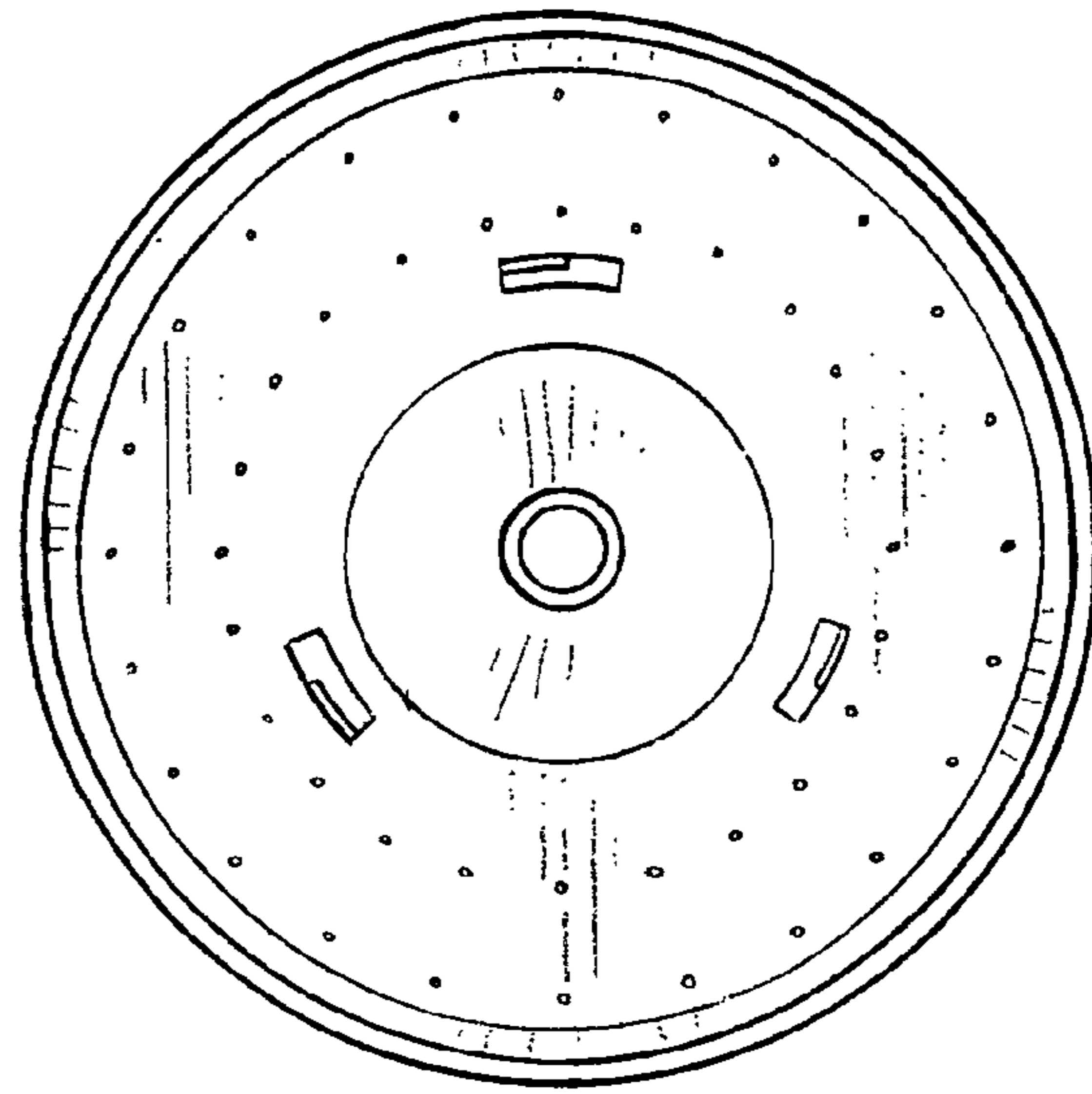


FIG. 6