



US00D648862S

(12) **United States Design Patent**
Yen

(10) **Patent No.:** **US D648,862 S**

(45) **Date of Patent:** **** Nov. 15, 2011**

(54) **MESSAGE ROD**

(76) Inventor: **Yu Chi Yen**, Changhua County (TW)

(**) Term: **14 Years**

(21) Appl. No.: **29/392,134**

(22) Filed: **May 18, 2011**

(51) **LOC (9) Cl.** **28-03**

(52) **U.S. Cl.** **D24/215**

(58) **Field of Classification Search** D24/200,
D24/211-215; 601/39, 40, 48, 52, 63, 68,
601/72, 80, 112, 113, 120, 121, 125, 134,
601/137, 138, DIG. 5, DIG. 14, DIG. 16,
601/DIG. 17

See application file for complete search history.

(56) **References Cited**

U.S. PATENT DOCUMENTS

D210,922 S *	4/1968	Tavel	D24/214
D234,724 S *	4/1975	Tavel	D24/214
D272,945 S *	3/1984	Suhel et al.	D24/214
D345,801 S *	4/1994	Bosch	D24/200
D375,167 S *	10/1996	Taylor	D24/214

D384,158 S *	9/1997	Kain	D24/215
D405,532 S *	2/1999	Melendez	D24/200
D454,959 S *	3/2002	Harris et al.	D24/215
D466,612 S *	12/2002	Harris et al.	D24/215
D485,910 S *	1/2004	Chan	D24/215
D592,313 S *	5/2009	Levine	D24/214
D636,888 S *	4/2011	Nikitczuk et al.	D24/215
2011/0071445 A1 *	3/2011	Imboden et al.	601/46

* cited by examiner

Primary Examiner — Sandra Snapp

(57) **CLAIM**

The ornamental design for a massage rod, as shown and described.

DESCRIPTION

FIG. 1 is a perspective view of a massage rod showing my new design;

FIG. 2 is a front elevational view of FIG. 1;

FIG. 3 is a rear elevational view of FIG. 1;

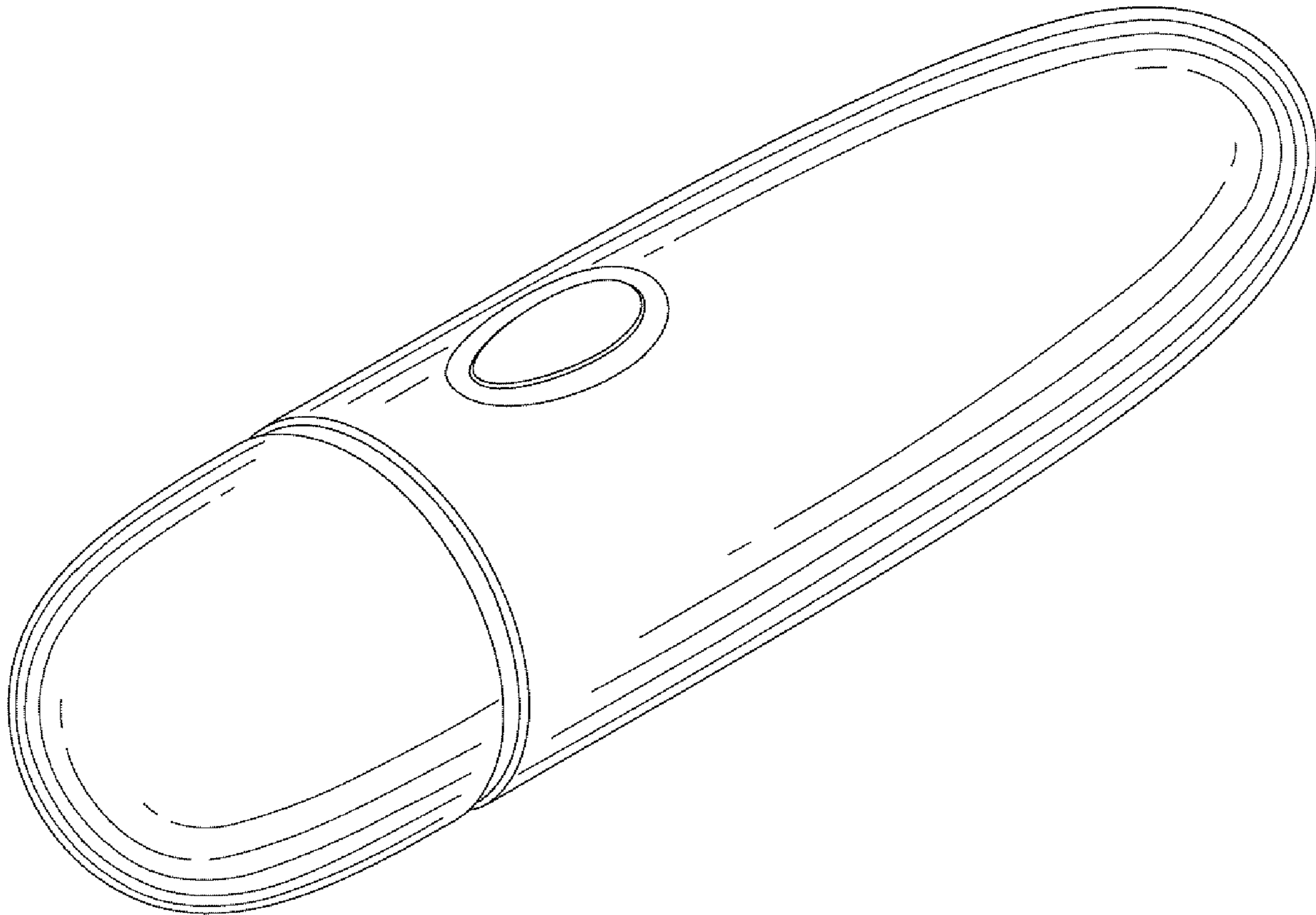
FIG. 4 is a left side view of FIG. 1;

FIG. 5 is a right side view of FIG. 1;

FIG. 6 is a top plan view of FIG. 1; and,

FIG. 7 is a bottom plan view of FIG. 1.

1 Claim, 5 Drawing Sheets



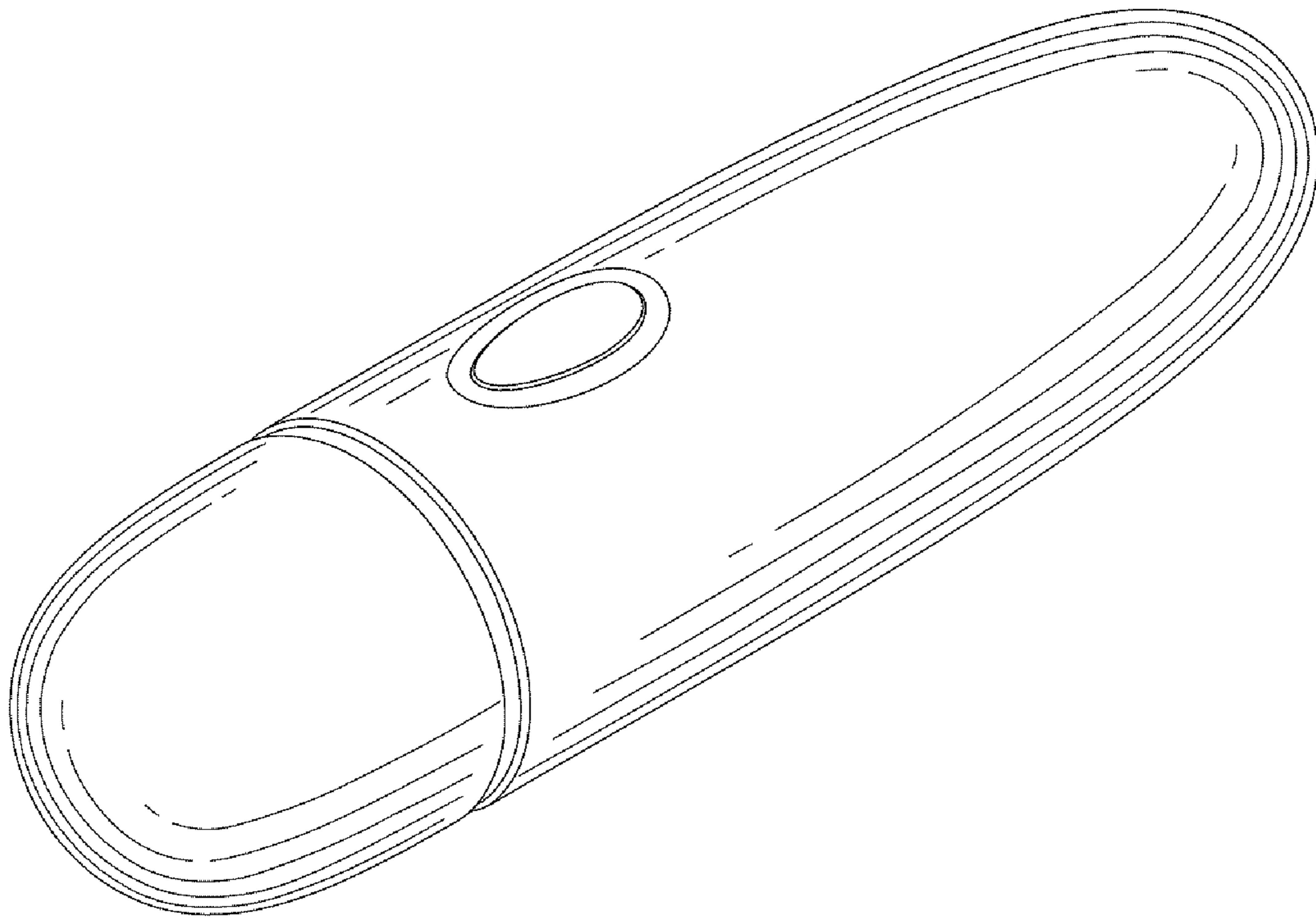


FIG. 1

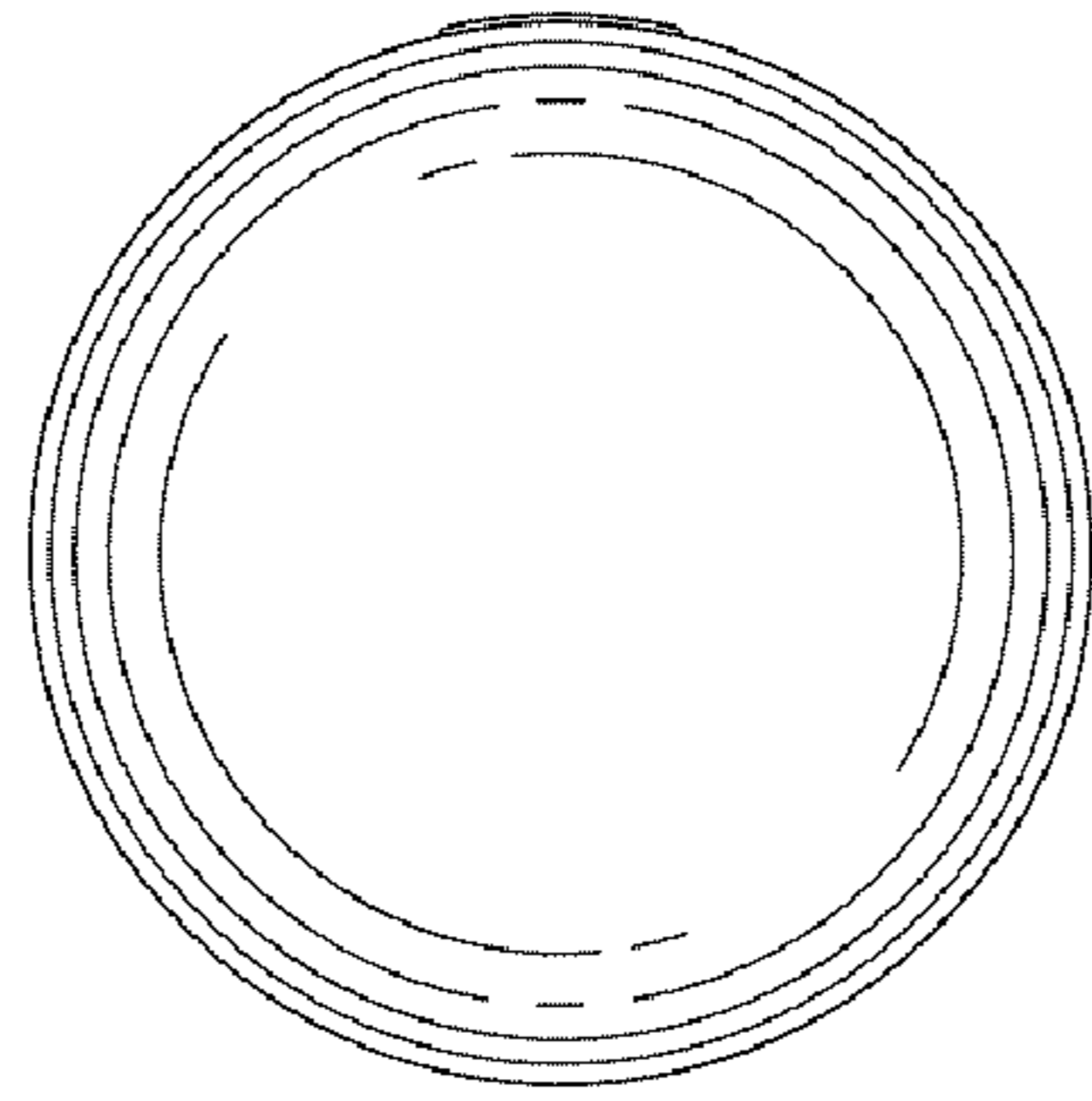


FIG. 2

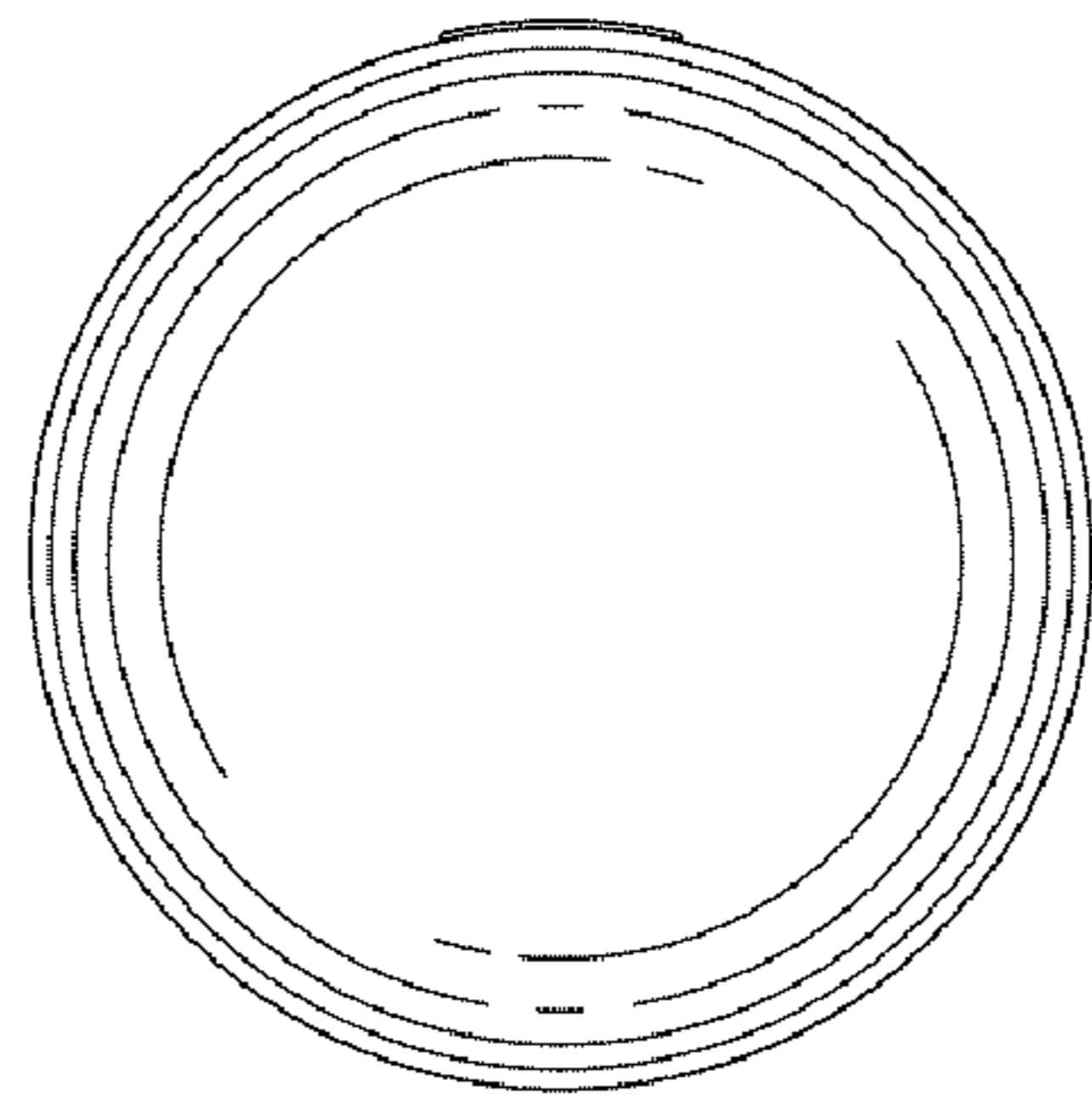


FIG. 3




FIG. 4




FIG. 5

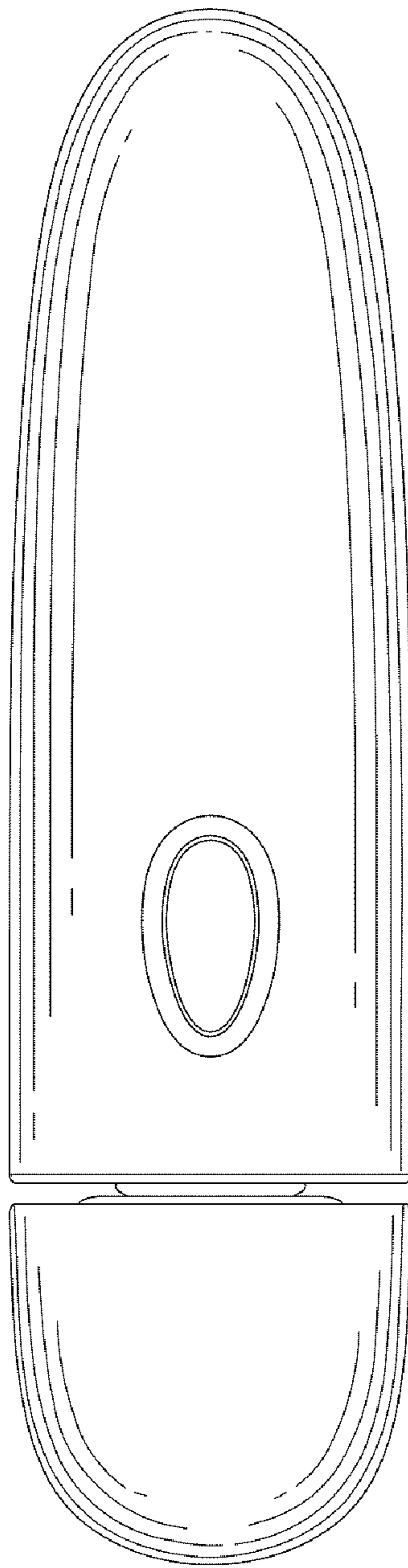


FIG. 6




FIG. 7