



US00D648857S

(12) **United States Design Patent**  
**Pheil et al.**

(10) **Patent No.:** **US D648,857 S**

(45) **Date of Patent:** **\*\* \*Nov. 15, 2011**

(54) **BOTTLE**

(76) Inventors: **Natan Pheil**, Chicago, IL (US); **Martin Rathgeber**, Chciago, IL (US); **Craig Sirota**, Lake Forest, IL (US)

(\* ) Notice: This patent is subject to a terminal disclaimer.

(\*\*) Term: **14 Years**

(21) Appl. No.: **29/354,516**

(22) Filed: **Jan. 25, 2010**  
(Under 37 CFR 1.47)

**Related U.S. Application Data**

(63) Continuation-in-part of application No. 29/340,790, filed on Jul. 24, 2009, now Pat. No. Des. 627,895.

(51) **LOC (9) Cl.** ..... **07-01**

(52) **U.S. Cl.** ..... **D24/197; D9/500**

(58) **Field of Classification Search** ..... D24/193–198; D9/500, 503–504, 547, 444–445, 454; D7/510–511, D7/533–534; 215/6, 10, 11.1–11.6, 12.1, 215/13.1, 255–256, 378; 220/703, 720  
See application file for complete search history.

(56) **References Cited**

**U.S. PATENT DOCUMENTS**

D233,829 S *	12/1974	Balbach et al.	.....	D9/503
D255,989 S *	7/1980	Lipsz	.....	D9/504
D256,775 S *	9/1980	Voitl	.....	D9/503
D335,450 S *	5/1993	Pezzoli et al.	.....	D9/500
5,316,160 A *	5/1994	Cautereels	.....	215/11.1
D350,899 S *	9/1994	Vasas	.....	D9/503
D368,528 S *	4/1996	Allegre	.....	D24/197

D379,589 S *	6/1997	Rhodes et al.	.....	D9/500
5,749,483 A *	5/1998	Tebeau	.....	215/11.4
D460,560 S *	7/2002	Chomik et al.	.....	D24/197
D476,894 S *	7/2003	Masotta et al.	.....	D9/503
D499,337 S *	12/2004	Wadalawala et al.	.....	D9/500
D505,329 S *	5/2005	Wadalawala et al.	.....	D9/503
7,347,337 B2 *	3/2008	Schultheis et al.	.....	215/11.1
D595,417 S *	6/2009	Driver et al.	.....	D24/197
7,632,457 B2 *	12/2009	Calvert et al.	.....	422/1
D620,370 S *	7/2010	Kuzma et al.	.....	D9/558
D625,424 S *	10/2010	MacKay et al.	.....	D24/197
D627,894 S *	11/2010	Sirota et al.	.....	D24/197
D627,895 S *	11/2010	Pheil et al.	.....	D24/197

\* cited by examiner

*Primary Examiner* — Susan E Krakower

(74) *Attorney, Agent, or Firm* — Mayer Brown LLP

(57) **CLAIM**

The ornamental design for a bottle, as shown and described.

**DESCRIPTION**

FIG. 1 is a top, front perspective view of a bottle showing our design;

FIG. 2 is a front view thereof;

FIG. 3 is a right side view thereof, the bottle having been rotated 45-degrees in a clockwise direction about its central axis;

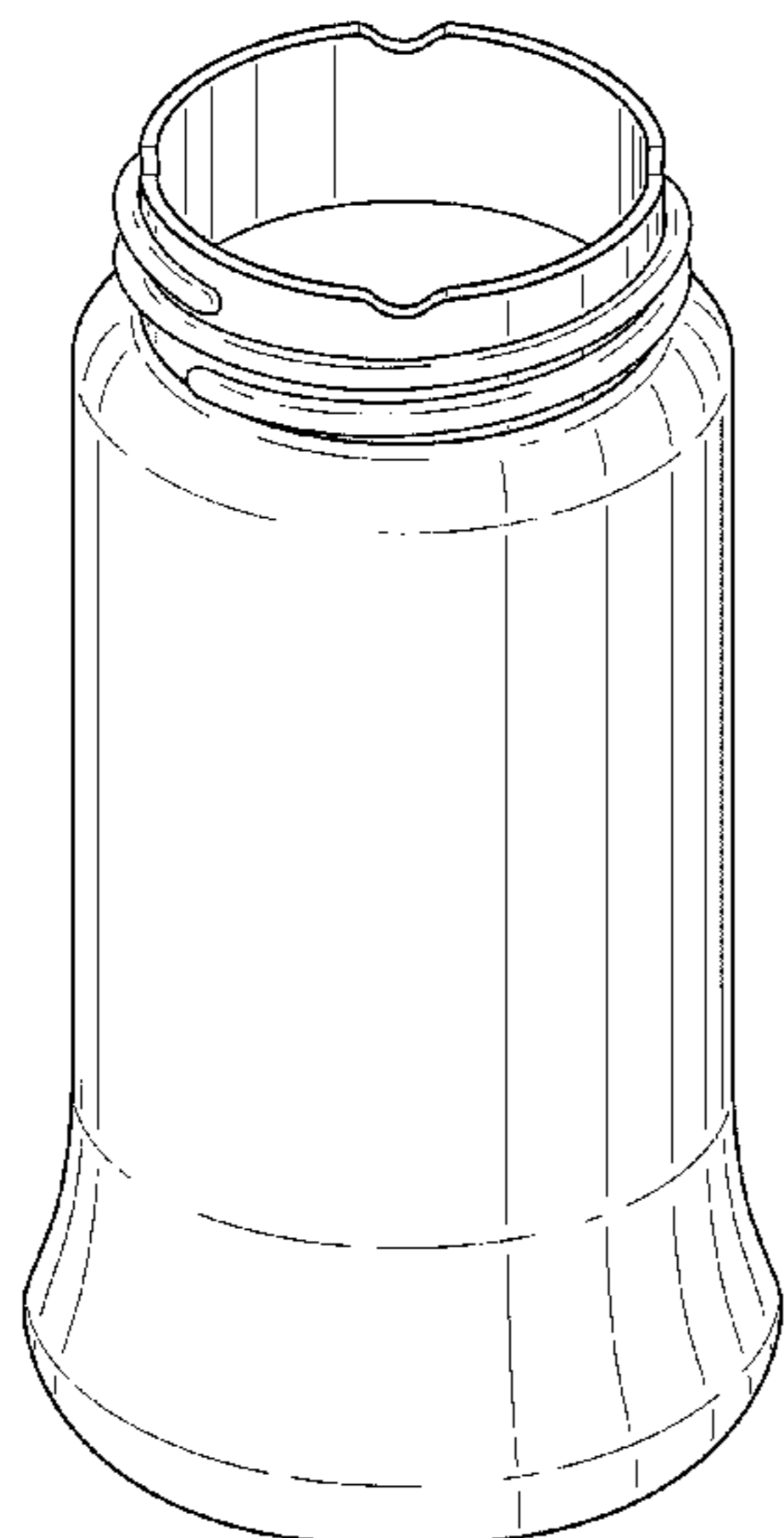
FIG. 4 is a left side view thereof, the bottle having been rotated 45-degrees in a counter-clockwise direction about its central axis;

FIG. 5 is a top plan view thereof; and,

FIG. 6 is a bottom plan view thereof.

In the FIG. 2, the broken lines showing a nipple and a nipple seating ring illustrate environmental elements of the bottle which form no part of the claimed design.

**1 Claim, 5 Drawing Sheets**






FIG. 1



FIG. 2




FIG. 3




FIG. 4

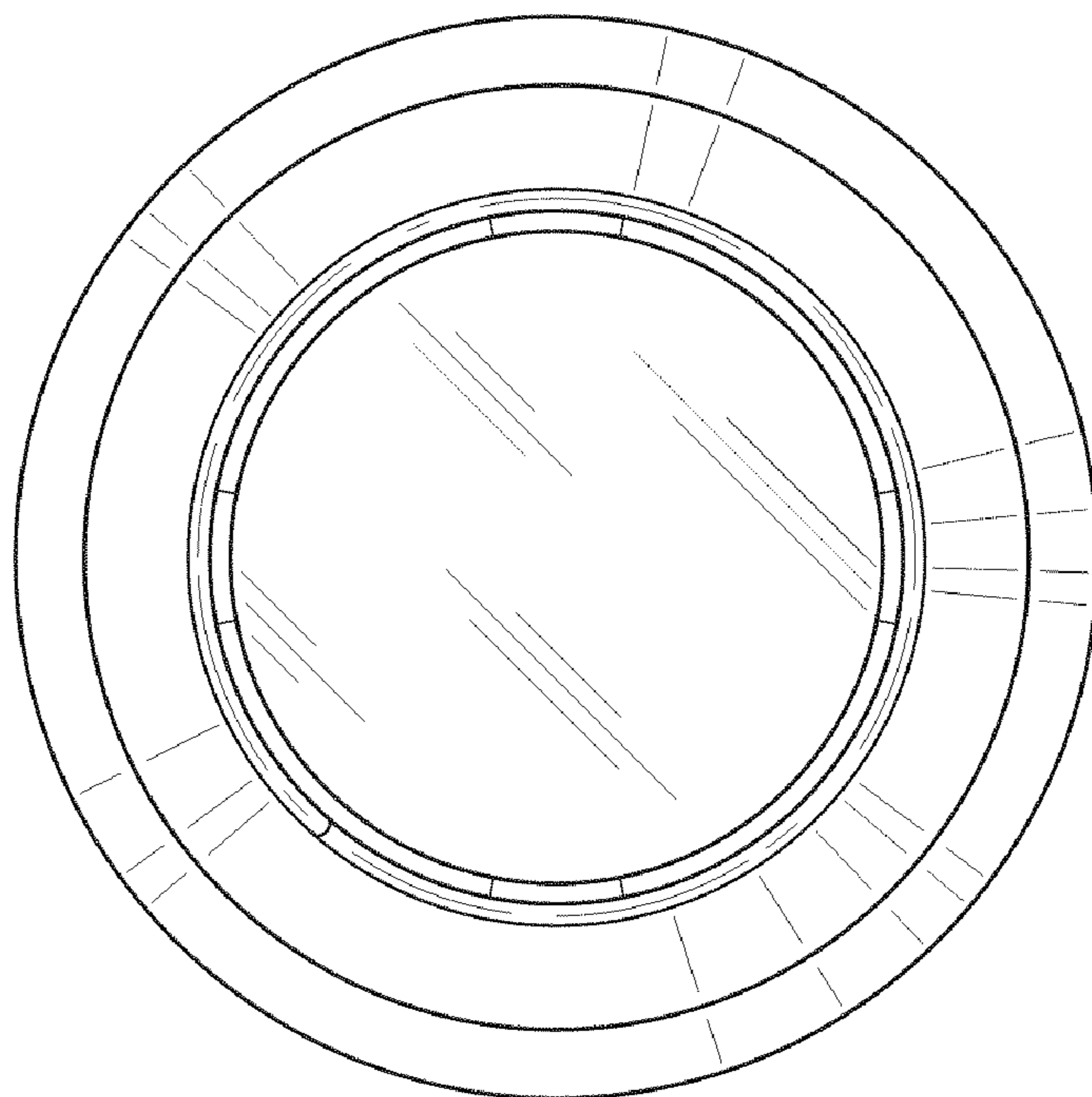


FIG. 5

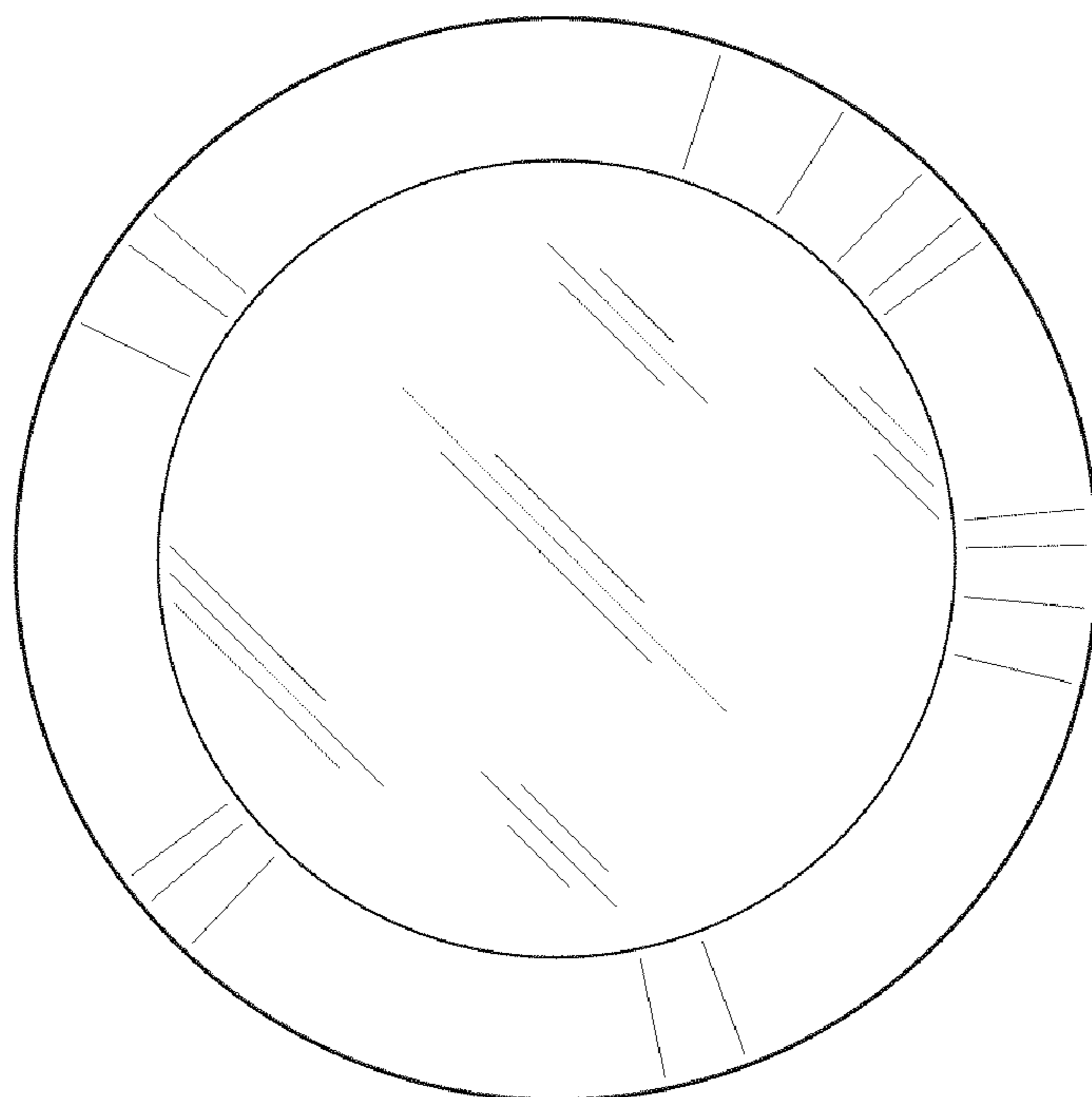


FIG. 6