



US00D648849S

(12) **United States Design Patent**
Houle

(10) **Patent No.:** **US D648,849 S**

(45) **Date of Patent:** **** Nov. 15, 2011**

(54) **SANITARY NAPKIN**

(75) **Inventor:** **Étienne Houle**, St-Cyrille-de-Wendover
(CA)

(73) **Assignee:** **Fempro I Inc.** (CA)

(**) **Term:** **14 Years**

(21) **Appl. No.:** **29/383,194**

(22) **Filed:** **Jan. 13, 2011**

(51) **LOC (9) Cl.** **24-04**

(52) **U.S. Cl.** **D24/124**

(58) **Field of Classification Search** D24/124-125;
604/358, 378-380, 383, 384, 385.1, 386,
604/387; D5/25, 47, 56, 30

See application file for complete search history.

(56) **References Cited**

U.S. PATENT DOCUMENTS

D422,078 S *	3/2000	Vukos et al.	D24/126
D426,303 S *	6/2000	Weyenberg	D24/125
D426,304 S *	6/2000	Mitchler et al.	D24/125
D465,569 S *	11/2002	Toro	D24/125
D482,445 S *	11/2003	De Carvalho et al.	D24/125
D486,576 S *	2/2004	De Carvalho et al.	D24/125
D487,590 S *	3/2004	De Carvalho et al.	D24/125
D492,409 S *	6/2004	Otsubo et al.	D24/126
D526,572 S	8/2006	Lemaire		
D541,932 S	5/2007	Lemaire et al.		
D546,945 S *	7/2007	Munakata	D24/124
D547,445 S *	7/2007	Lemaire et al.	D24/124
D567,369 S *	4/2008	Gilroy	D24/124
D571,004 S *	6/2008	Cardin et al.	D24/124

D571,461 S *	6/2008	Plante	D24/124
D585,984 S *	2/2009	Cardin et al.	D24/124
D589,608 S *	3/2009	Bissah et al.	D24/124
D589,609 S *	3/2009	Bissah et al.	D24/124
D594,973 S *	6/2009	Francoeur	D24/124
D598,540 S *	8/2009	Park et al.	D24/124
D598,541 S *	8/2009	Park et al.	D24/124
D602,157 S *	10/2009	Plante	D24/124

* cited by examiner

Primary Examiner — T. Chase Nelson

Assistant Examiner — Michelle E Wilson

(74) *Attorney, Agent, or Firm* — St. Onge Steward Johnston & Reens LLC

(57) **CLAIM**

The ornamental design for a sanitary napkin, as shown and described.

DESCRIPTION

FIG. 1 is a top plan view of a sanitary napkin in accordance with the new design;

FIG. 2 is a bottom view thereof;

FIG. 3 is a right side view thereof;

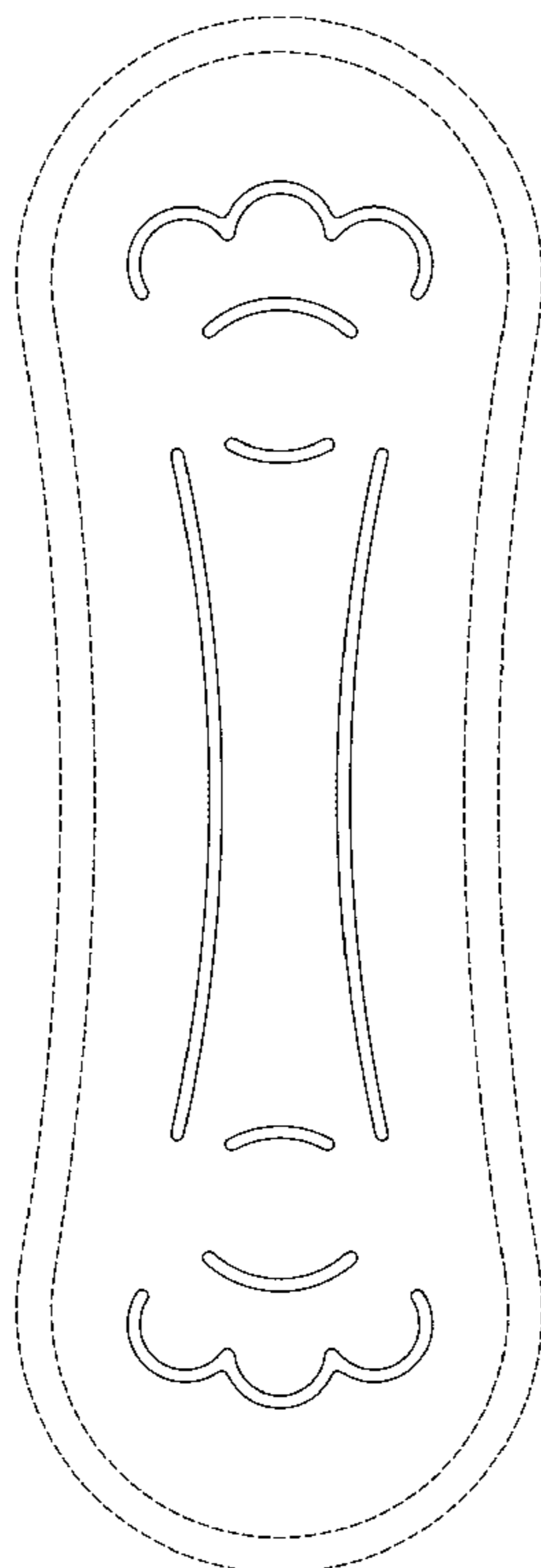
FIG. 4 is a left side view thereof;

FIG. 5 is a front view thereof; and,

FIG. 6 is a rear view thereof.

The design is the features of configuration and pattern of the portion of the sanitary napkin shown in solid lines in the drawings. The portions of the drawings shown in stippled lines do not form part of the design. Only the solid line edges are claimed, and their interiors form no part of the claimed design.

1 Claim, 4 Drawing Sheets



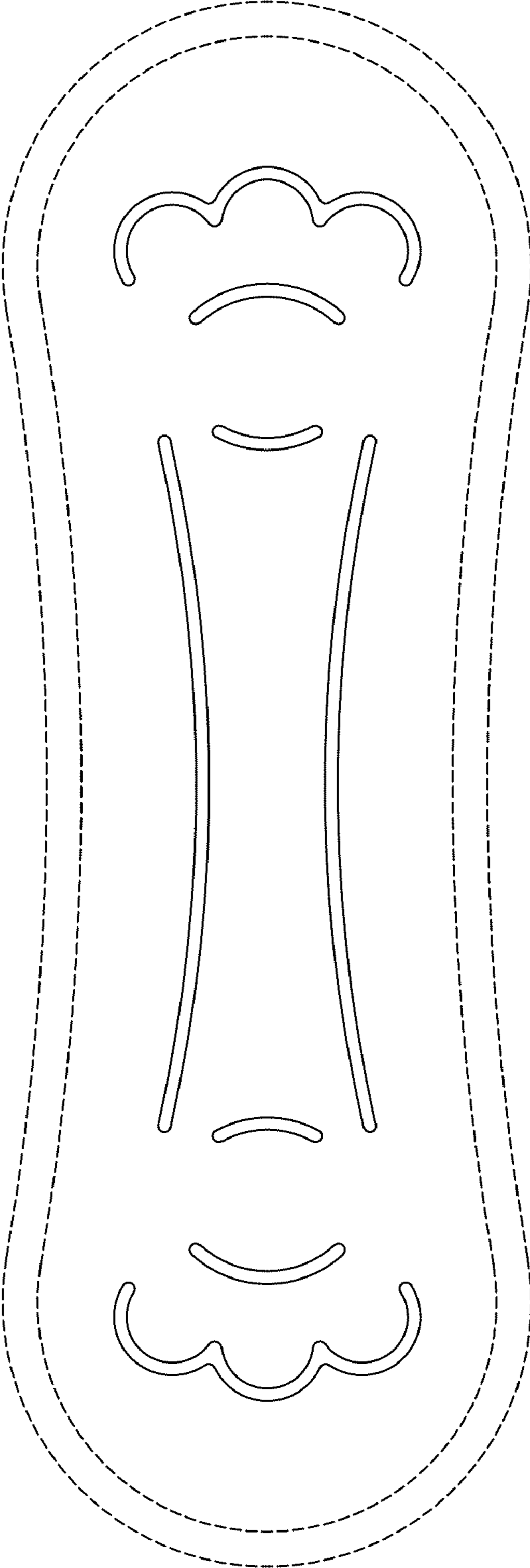


FIG. 1

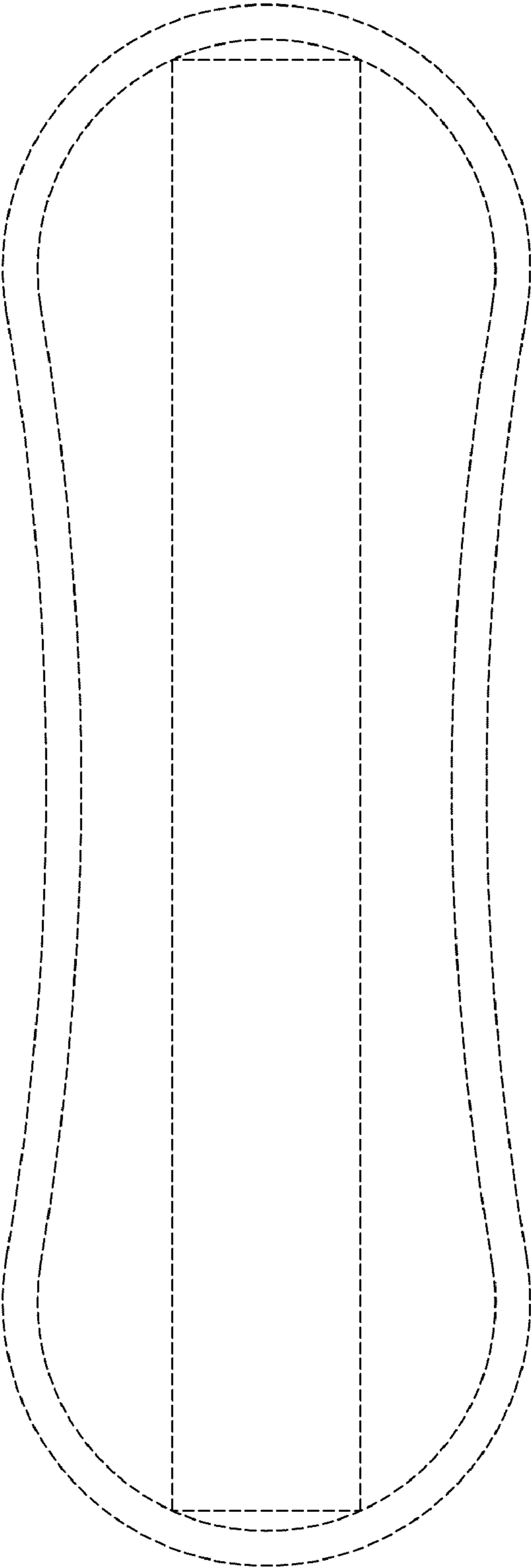


FIG. 2




FIG. 3

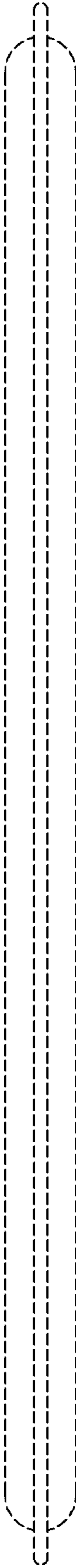


FIG. 4




FIG. 5

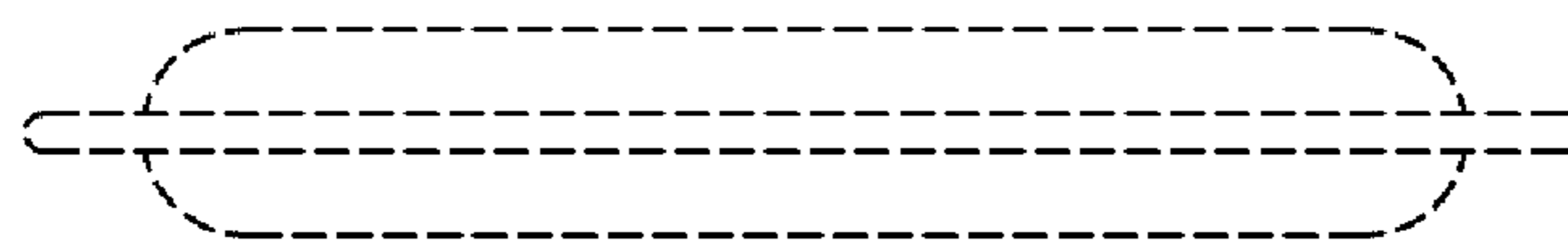


FIG. 6