



US00D648847S

(12) **United States Design Patent**
Evans et al.

(10) **Patent No.:** **US D648,847 S**

(45) **Date of Patent:** **** Nov. 15, 2011**

(54) **DOSING SPOON**

(75) Inventors: **Scott Evans**, Fairport, NY (US); **Frank Tasber**, Rush, NY (US)

(73) Assignee: **UCB Manufacturing, Inc.**, Rochester, NY (US)

(**) Term: **14 Years**

(21) Appl. No.: **29/375,913**

(22) Filed: **Sep. 29, 2010**

(51) **LOC (9) Cl.** **24-02**

(52) **U.S. Cl.** **D24/116; D10/46.3; D7/644**

(58) **Field of Classification Search** D24/116,
D24/133; D7/644, 643, 642; D10/46.2,
D10/46.3; 30/324, 326, 328, 141
See application file for complete search history.

(56) **References Cited**

U.S. PATENT DOCUMENTS

D22,407 S *	5/1893	Hinde	D7/644
D204,788 S *	5/1966	De Mieri	D7/644
3,795,062 A *	3/1974	Lamb	30/324
4,192,360 A *	3/1980	Rodriquez	30/141
4,425,711 A *	1/1984	Wood et al.	30/324
D283,668 S *	5/1986	Dilot	D7/644
D363,004 S *	10/1995	Popek	D7/644
D367,804 S *	3/1996	Pierret et al.	D7/643
D375,353 S	11/1996	Wolff		
6,408,521 B1 *	6/2002	Pye et al.	30/141

D480,318 S *	10/2003	Settele	D10/46.3
D483,478 S	12/2003	Carraher		
D484,424 S *	12/2003	Jørgensen	D10/46.3
6,662,454 B2	12/2003	Harrold		
D494,877 S	8/2004	Kempe et al.		
6,811,054 B1	11/2004	Moest et al.		
D501,046 S	1/2005	Ray et al.		
D530,985 S *	10/2006	Evans	D7/644
D545,445 S	6/2007	Klein		
D546,136 S	7/2007	Smith et al.		
D586,535 S	2/2009	Soliz		
D612,488 S *	3/2010	Reay	D24/116
D615,886 S	5/2010	Pallotto		

* cited by examiner

Primary Examiner — David Muller

(74) *Attorney, Agent, or Firm* — McDonnell Boehnen Hulbert & Berghoff LLP

(57) **CLAIM**

The ornamental design for a dosing spoon, as shown and described.

DESCRIPTION

FIG. 1 is a perspective view of the dosing spoon of the present design;

FIG. 2 is a top view thereof;

FIG. 3 is a bottom view thereof;

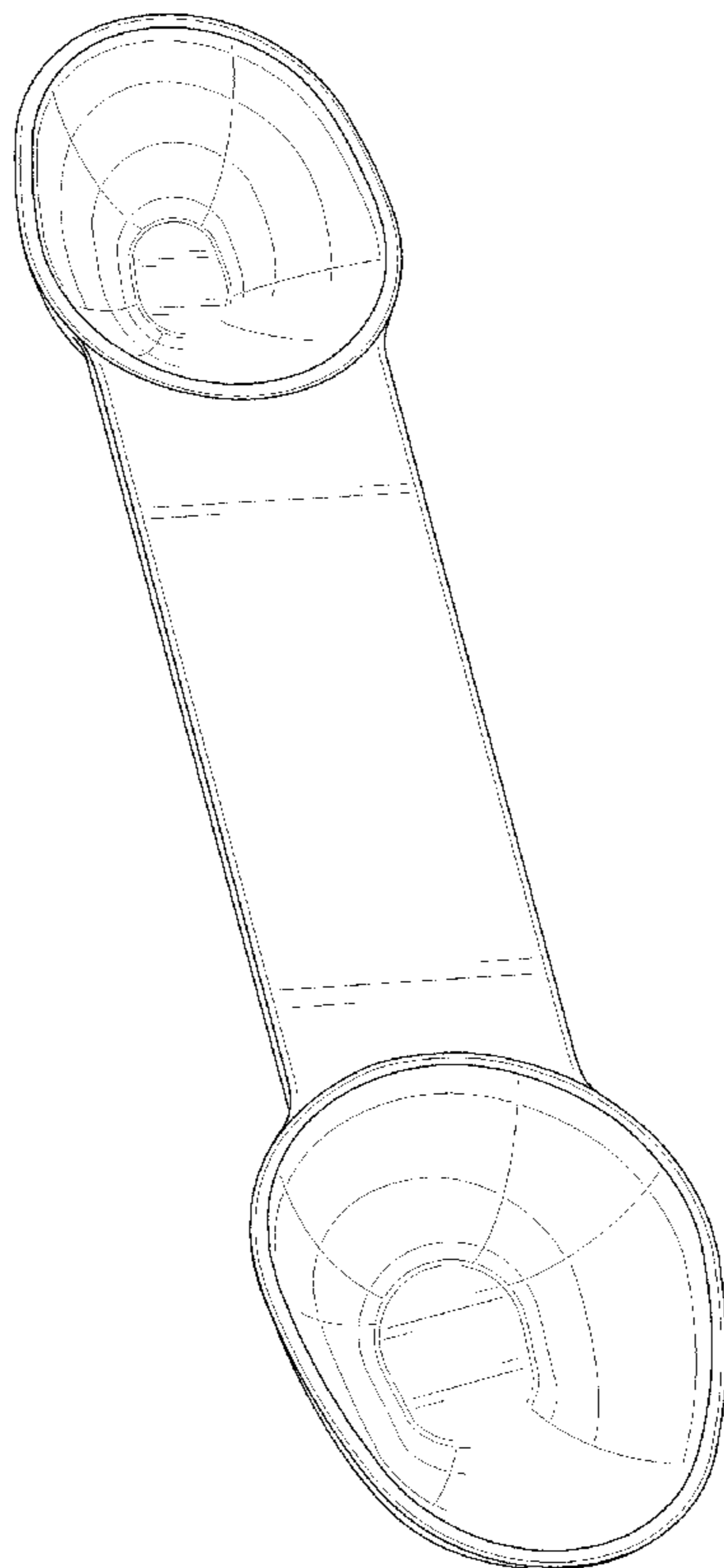
FIG. 4 is a left side view thereof;

FIG. 5 is a right side view thereof;

FIG. 6 is a rear view thereof; and,

FIG. 7 is a front view thereof.

1 Claim, 4 Drawing Sheets



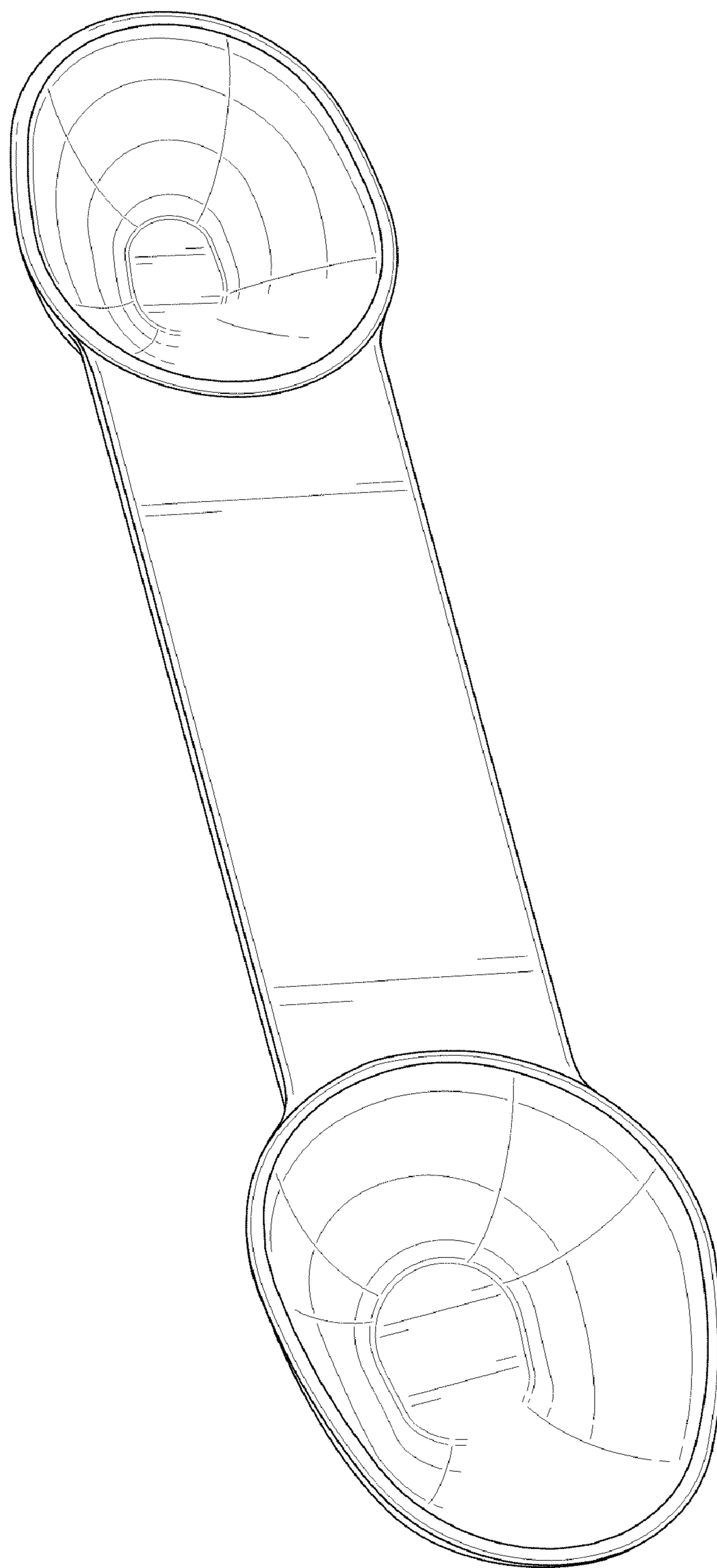


FIG. 1




FIG. 2

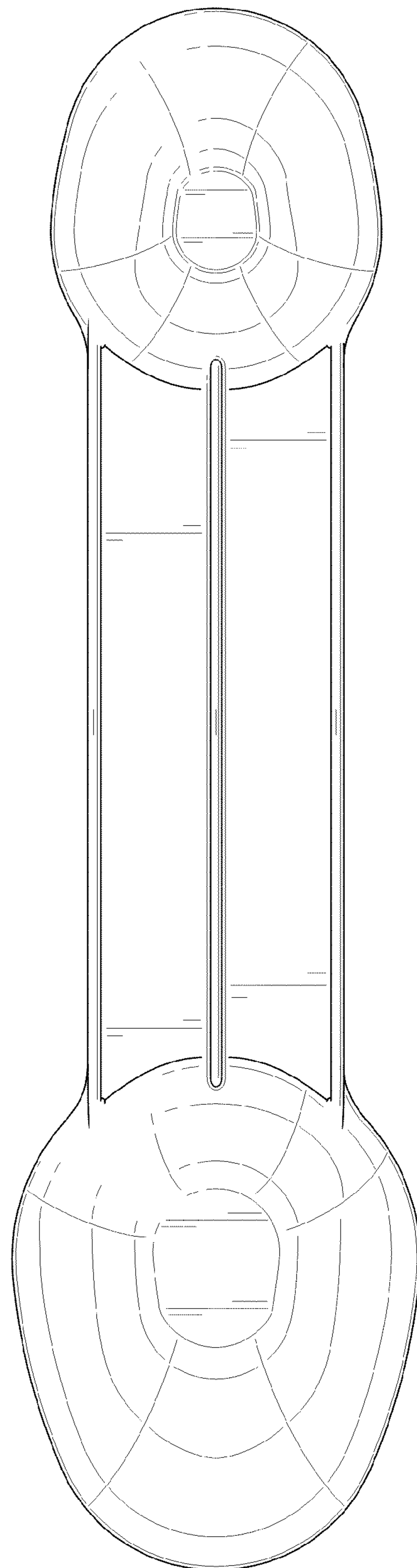


FIG. 3

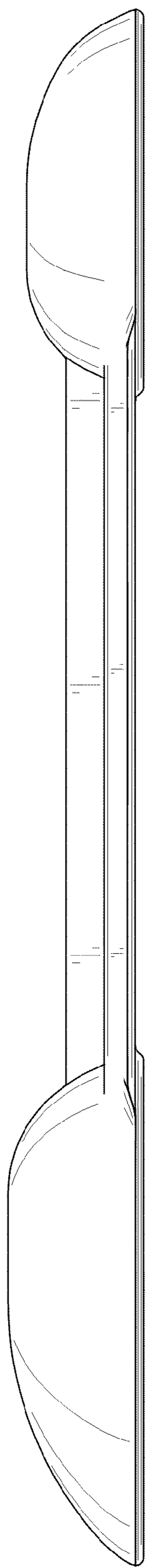


FIG. 4

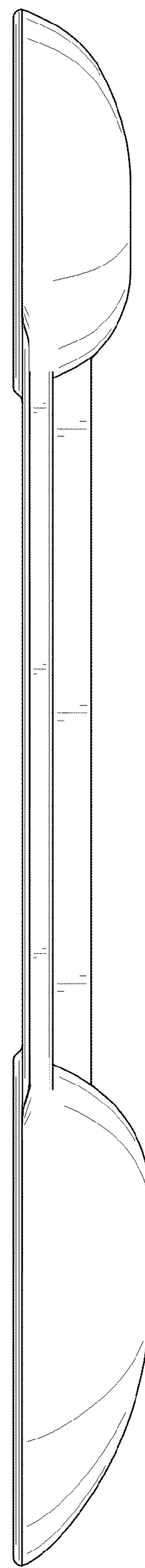


FIG. 5

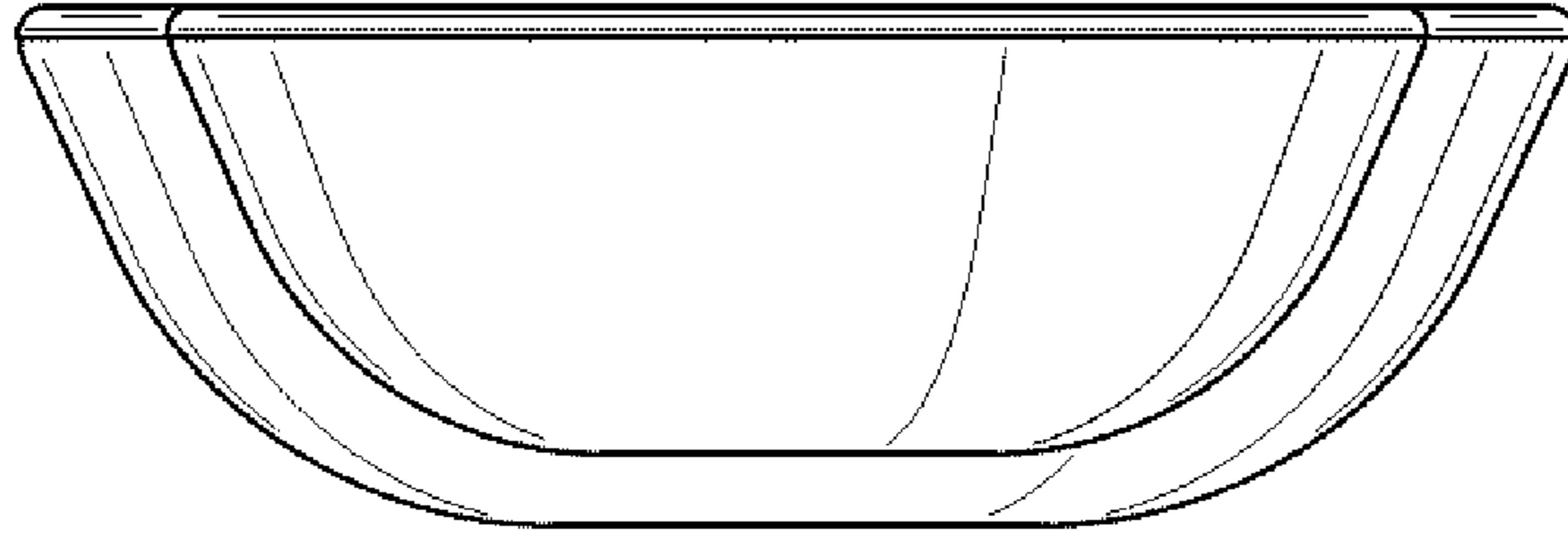


FIG. 6

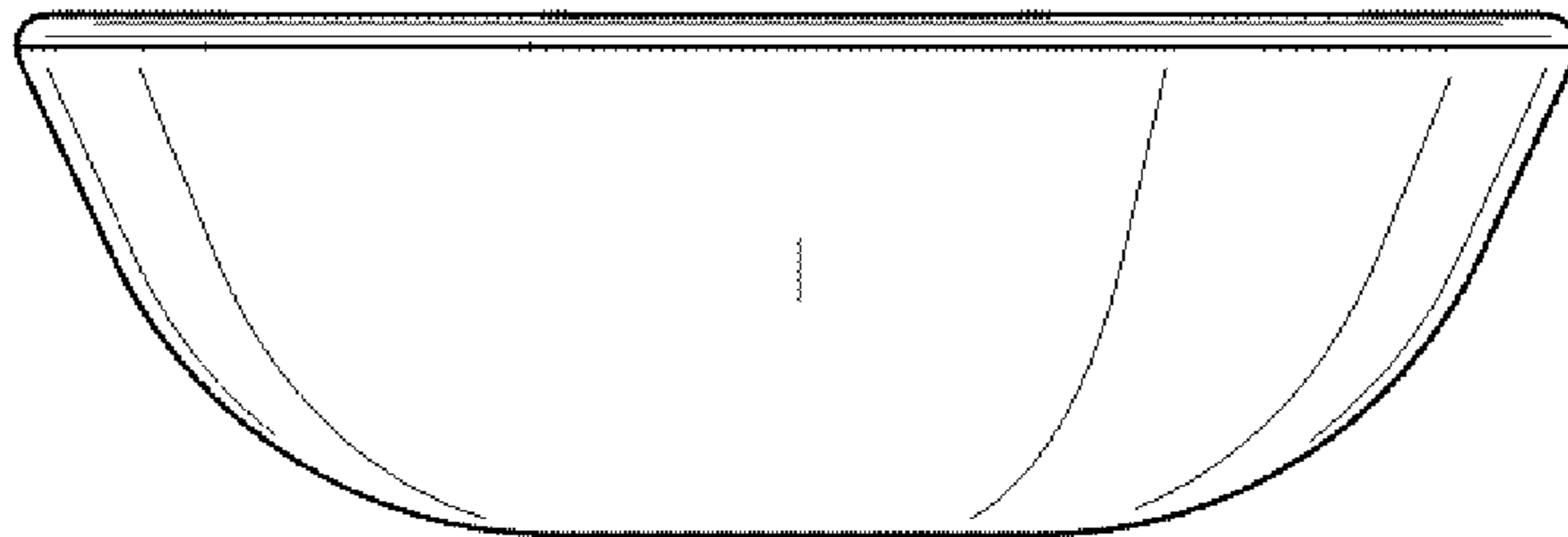


FIG. 7