



US00D648837S

(12) **United States Design Patent**
Sulzer

(10) **Patent No.:** **US D648,837 S**

(45) **Date of Patent:** **** Nov. 15, 2011**

(54) **SHOWER TENT**

(76) **Inventor:** **Christopher James Sulzer**, St Louis
Park, MN (US)

(**) **Term:** **14 Years**

(21) **Appl. No.:** **29/382,336**

(22) **Filed:** **Jan. 1, 2011**

(51) **LOC (9) Cl.** **23-02**

(52) **U.S. Cl.** **D23/283**

(58) **Field of Classification Search** D23/283,
D23/303-305; 4/596; D21/834, 837-838

See application file for complete search history.

(56) **References Cited**

U.S. PATENT DOCUMENTS

1,710,675	A *	4/1929	Lilleso-Petersen	D21/838
1,844,038	A *	2/1932	Hooker	4/599
2,540,411	A *	2/1951	Wright	4/599
3,590,398	A *	7/1971	Jetter	4/599
D221,770	S *	9/1971	LeBlanc et al.	D23/283
4,453,280	A	6/1984	Greenleaf		
4,838,293	A	6/1989	Novak		
D313,830	S	1/1991	Foust		
5,205,001	A *	4/1993	O'Connell	4/599
5,311,620	A	5/1994	Ratje		
5,416,933	A *	5/1995	Bernard	4/599
5,439,018	A	8/1995	Tsai		
5,446,930	A	9/1995	Clark		
5,469,587	A	11/1995	Demeny		
5,564,138	A	10/1996	Simpson		
D388,838	S *	1/1998	Hudson, Jr.	D23/283
5,790,992	A *	8/1998	Ray	4/599
5,937,452	A	8/1999	Brewer		
5,970,536	A	10/1999	Suarez		
5,974,597	A *	11/1999	Conwell	4/432

D444,215	S	6/2001	Schanz et al.		
D469,145	S	1/2003	Underwood		
6,718,565	B1 *	4/2004	Cruz	4/599
D550,803	S	9/2007	Brumbach et al.		
D600,301	S *	9/2009	Krausse	D21/837

OTHER PUBLICATIONS

Manufacturer: Paha Que Wilderness, Inc. Product: Tepee Shower & Outhouse with Aluminum Poles http://www.pahaque.com/Merchant2/merchant.mvc?Screen=CTGY&Store_Code=PQWO&Category_Code=tepee 13125 Danielson St. Suite 105 Poway, California 92064.

Manufacturer: Stansport Product: Cabana Privacy Shelter Item: 747-82 http://www.stansport.com/v2/product.php?product_id=640 2801 East 12th Street Los Angeles, California 90023.

* cited by examiner

Primary Examiner — Robert Delehanty

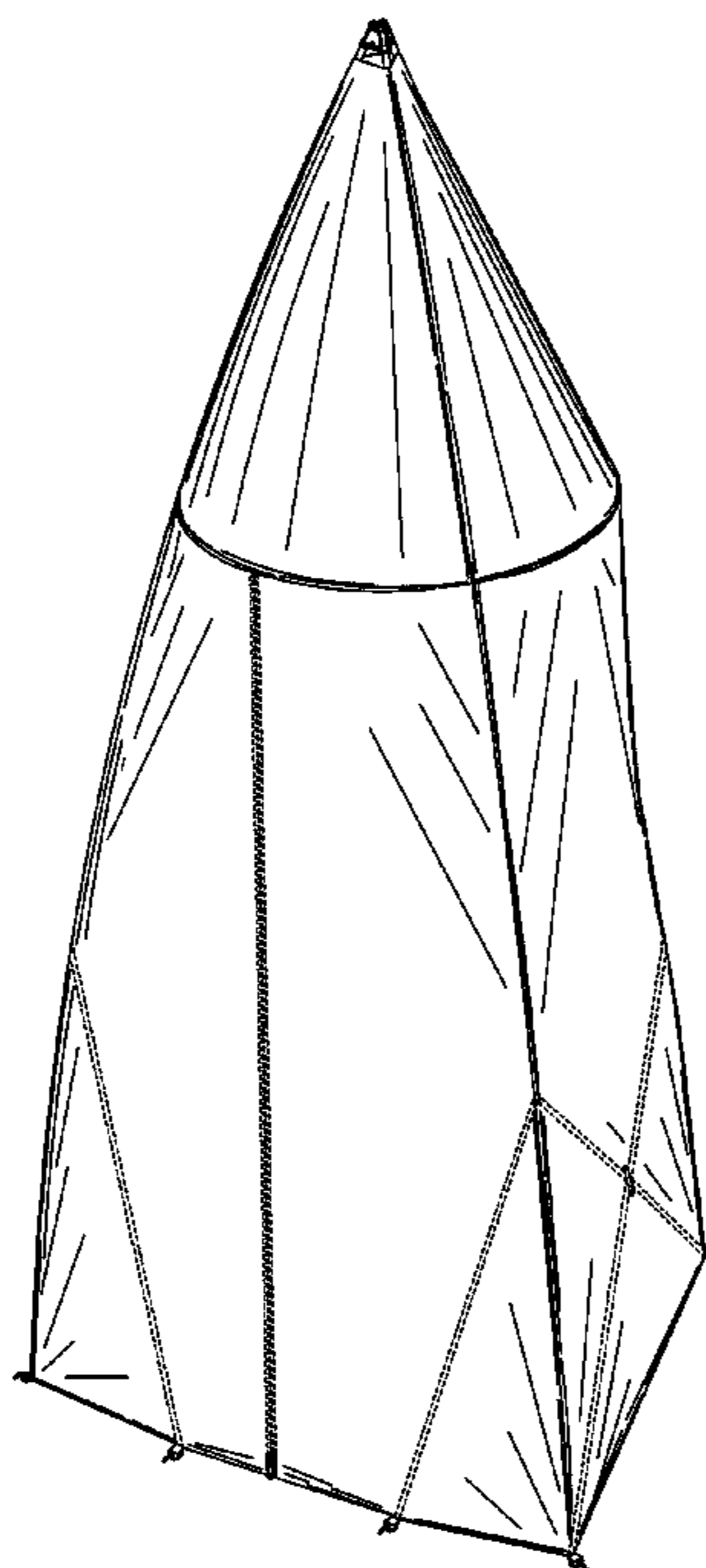
(57) **CLAIM**

The ornamental design for a shower tent, as shown and described.

DESCRIPTION

FIG. 1 is a front, perspective view of the shower tent.
FIG. 2 is a front view of the shower tent.
FIG. 3 is a right side view of the shower tent; the left side view being a mirror image thereof.
FIG. 4 is a rear view of the shower tent; and,
FIG. 5 is a top view of the shower tent.
Features illustrated with dotted lines are not considered features of the invention being claimed, but rather illustrate an exemplary environment for the claimed features illustrated with solid lines.

1 Claim, 5 Drawing Sheets



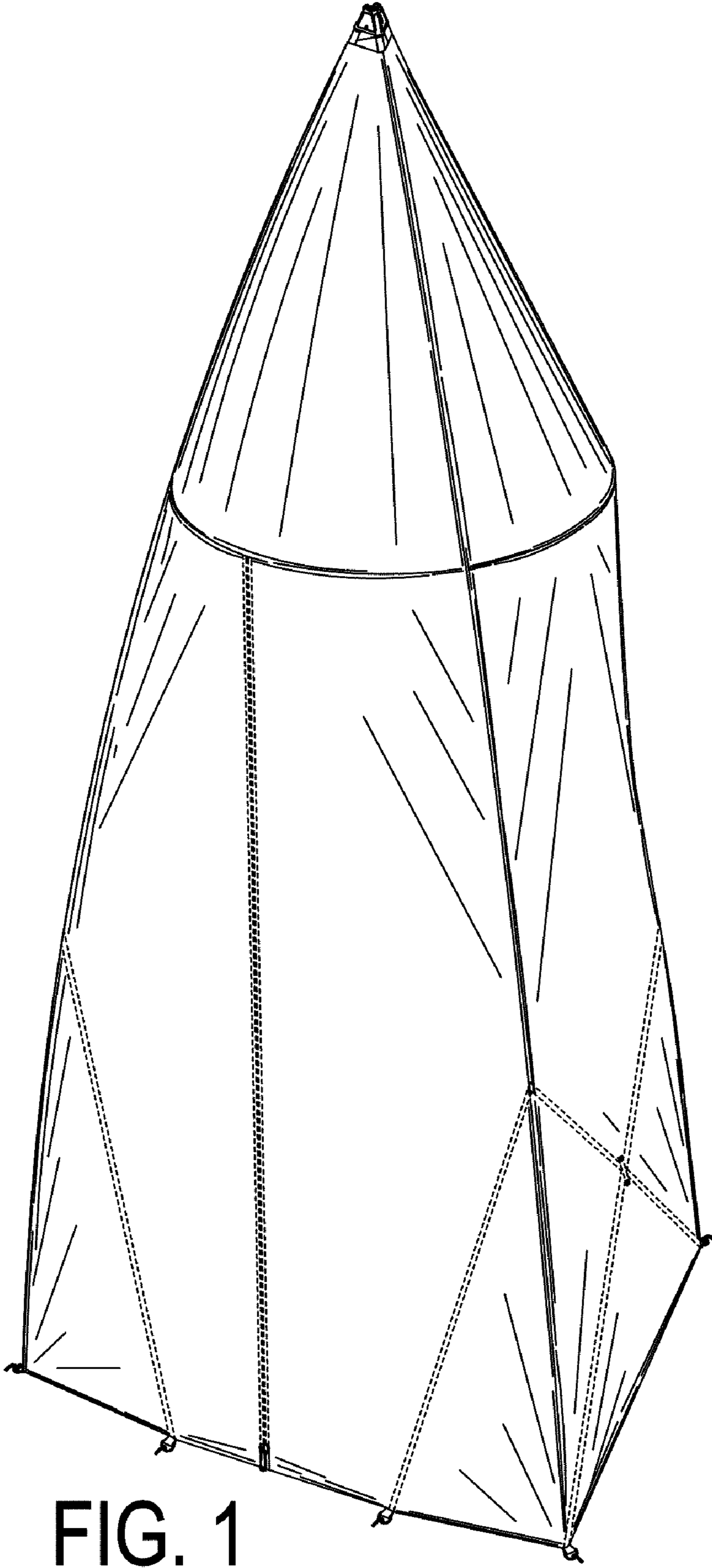


FIG. 1

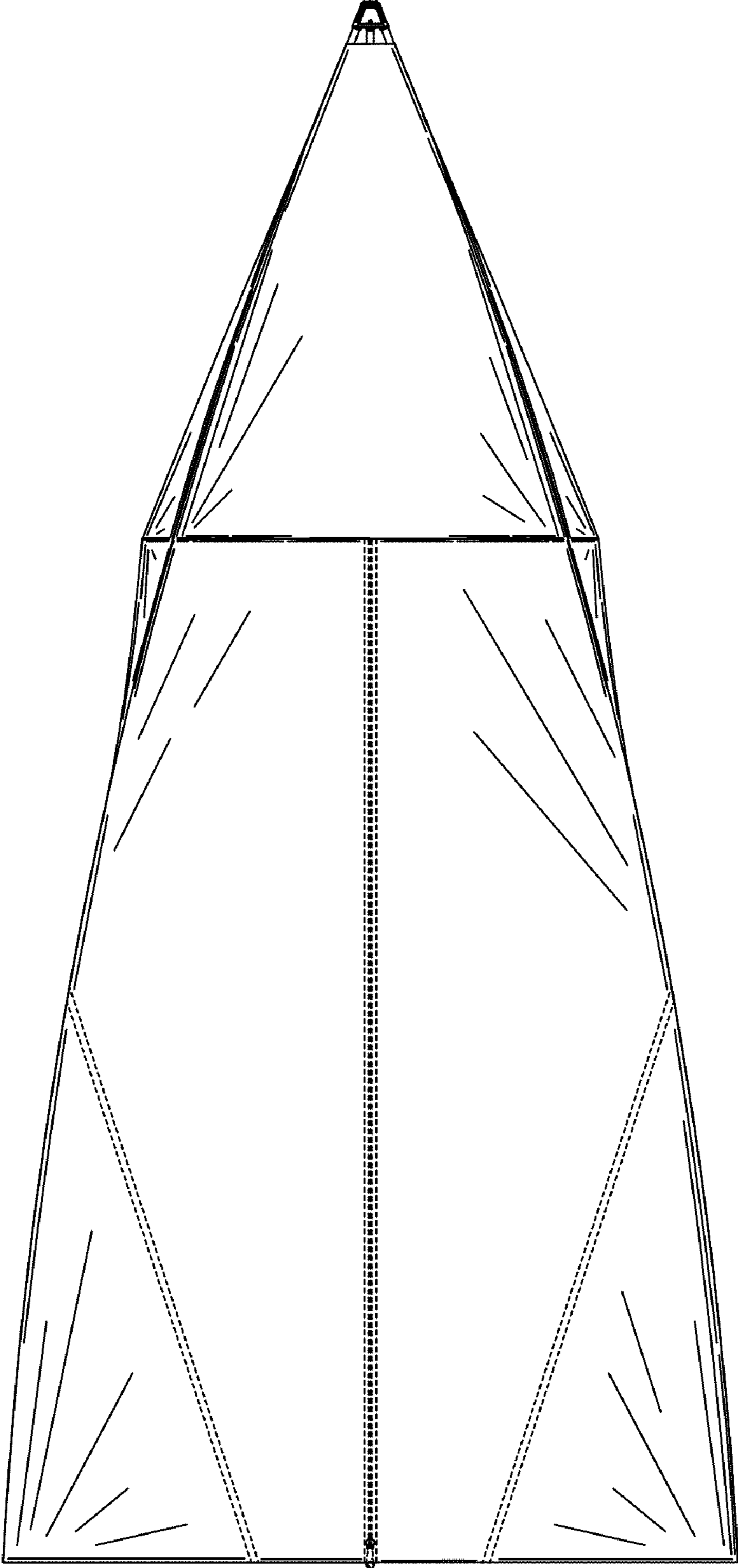


FIG. 2

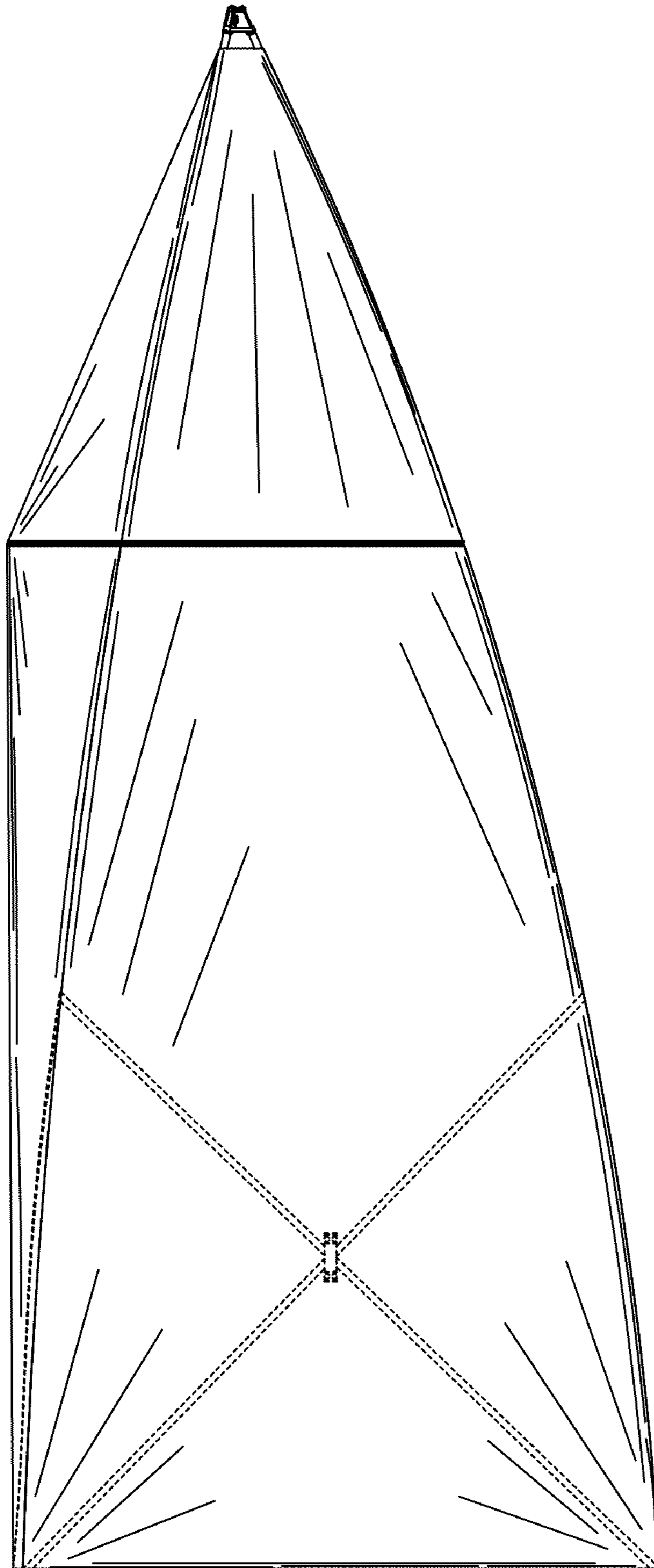


FIG. 3

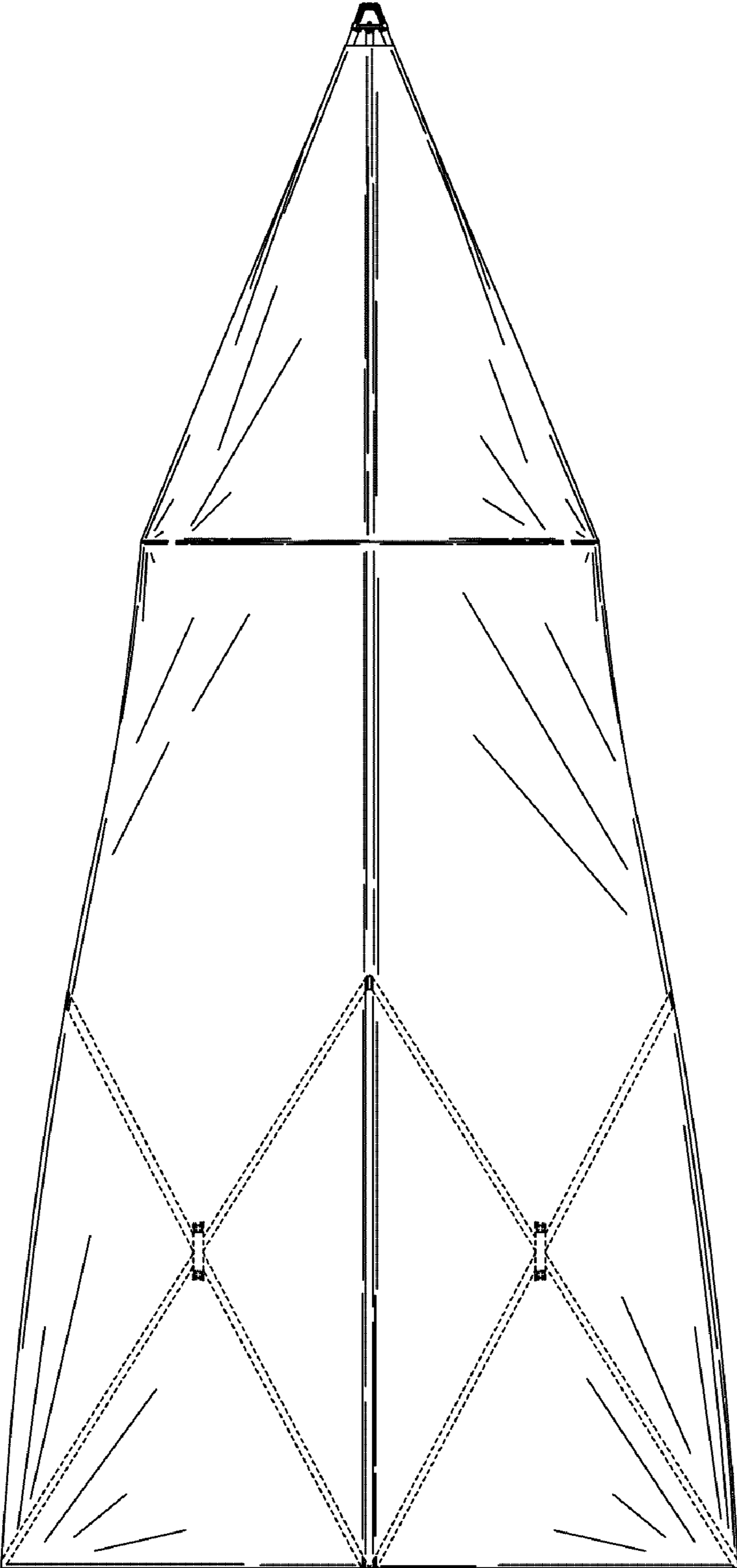


FIG. 4

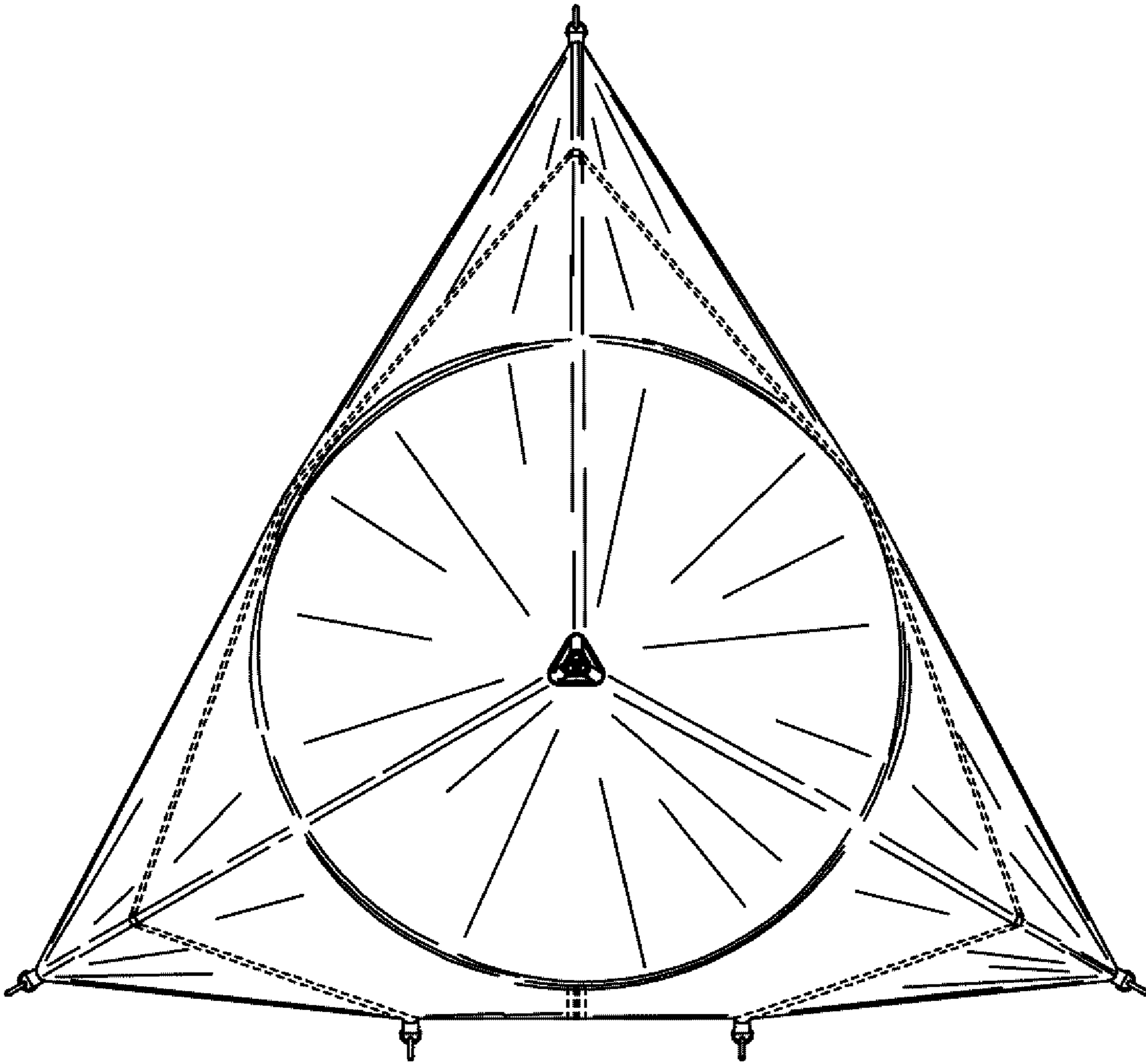


FIG. 5