



US00D648820S

(12) **United States Design Patent**  
**Rago**

(10) **Patent No.:** **US D648,820 S**

(45) **Date of Patent:** **\*\* \*Nov. 15, 2011**

(54) **SWIM BAIT FISHING LURE DESIGN**

(75) Inventor: **Gerald S. Rago**, Bishop, CA (US)

(73) Assignee: **Gerald Steve Rago**, Bishop, CA (US)

(\*) Notice: This patent is subject to a terminal disclaimer.

(\*\*) Term: **14 Years**

(21) Appl. No.: **29/363,272**

(22) Filed: **Jun. 7, 2010**

(51) **LOC (9) Cl.** ..... **22-05**

(52) **U.S. Cl.** ..... **D22/131**

(58) **Field of Classification Search** ..... D22/126-133;  
43/42.28, 42.35, 42.45, 42.39, 42.47, 42.46,  
43/42.48

See application file for complete search history.

(56) **References Cited**

**U.S. PATENT DOCUMENTS**

D232,549 S *	8/1974	Vidler .....	D22/133
D470,564 S *	2/2003	Schlueter .....	D22/131
D522,607 S *	6/2006	King .....	D22/133
D542,882 S *	5/2007	Scott .....	D22/133

\* cited by examiner

*Primary Examiner* — Catheri Oliver

(74) *Attorney, Agent, or Firm* — Richard T. Ogawa; Ogawa P.C.

(57) **CLAIM**

I claim the ornamental design for swim bait fishing lure design, as shown and described.

**DESCRIPTION**

FIG. 1 is a top view of a swim bait fishing lure design according to an embodiment of my design;

FIG. 2 is a side view of a portion of the design shown in FIG. 1;

FIG. 3 is a bottom view of a portion of the design shown in FIG. 1;

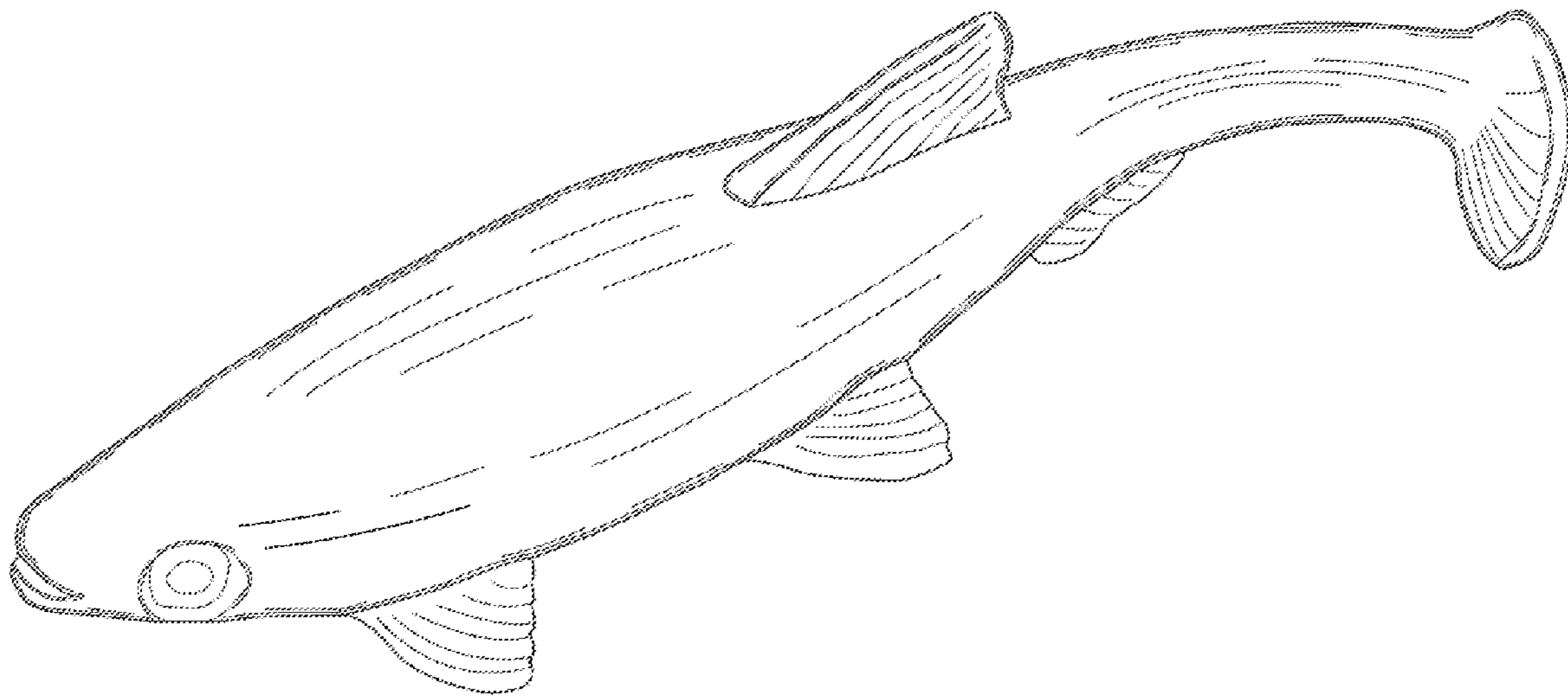
FIG. 4 is a front view of the design shown in FIG. 1;

FIG. 5 is a rear view of the design shown in FIG. 1; and,

FIG. 6 is a perspective view of the design of FIG. 1.

The broken lines in the drawings depict parts of the portion of fish bait design that are not part of the claim. The broken lines and the structures and features they depict form no part of the claimed design.

**1 Claim, 6 Drawing Sheets**



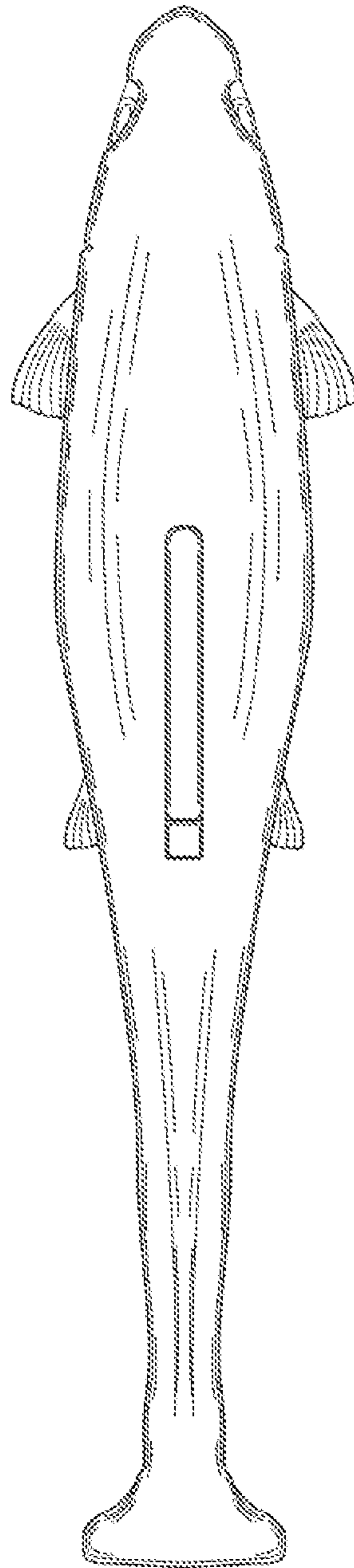


FIG. 1

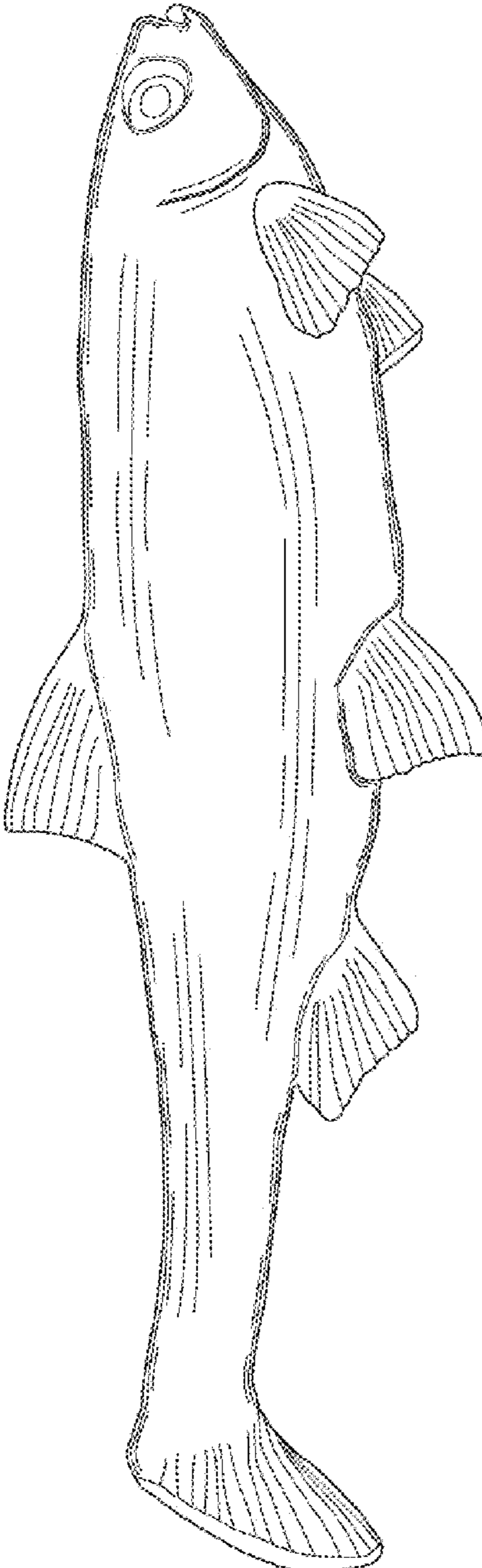


FIG. 2

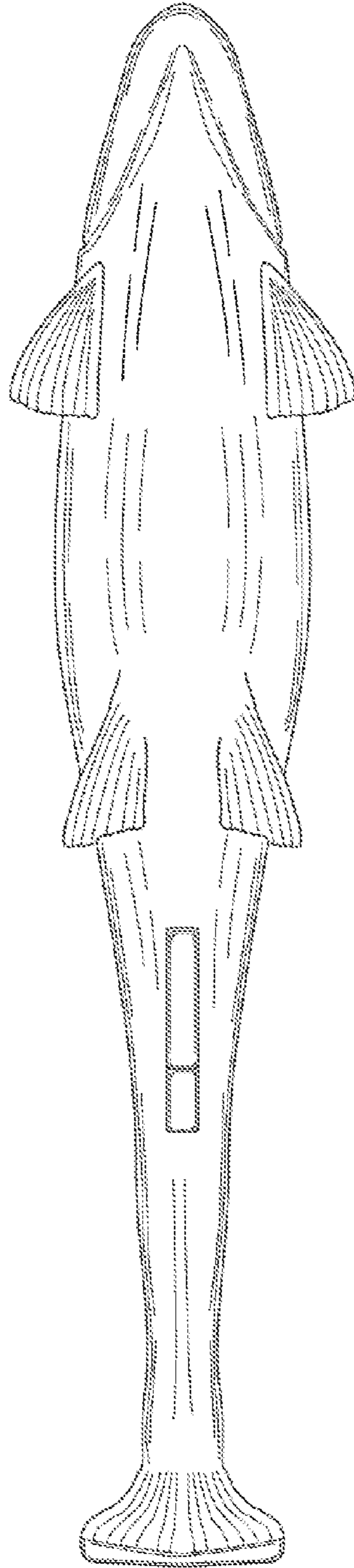


FIG. 3

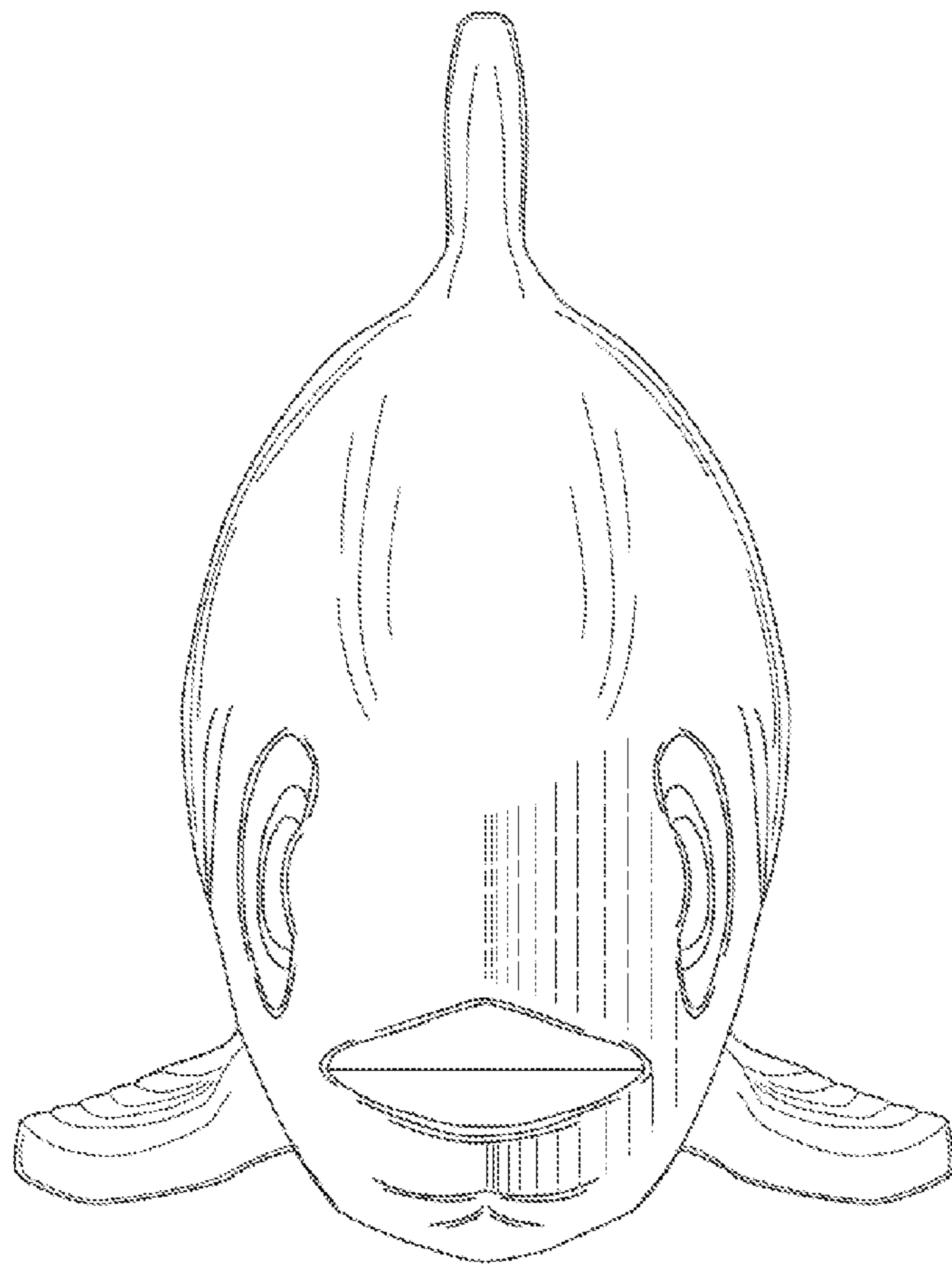


FIG. 4

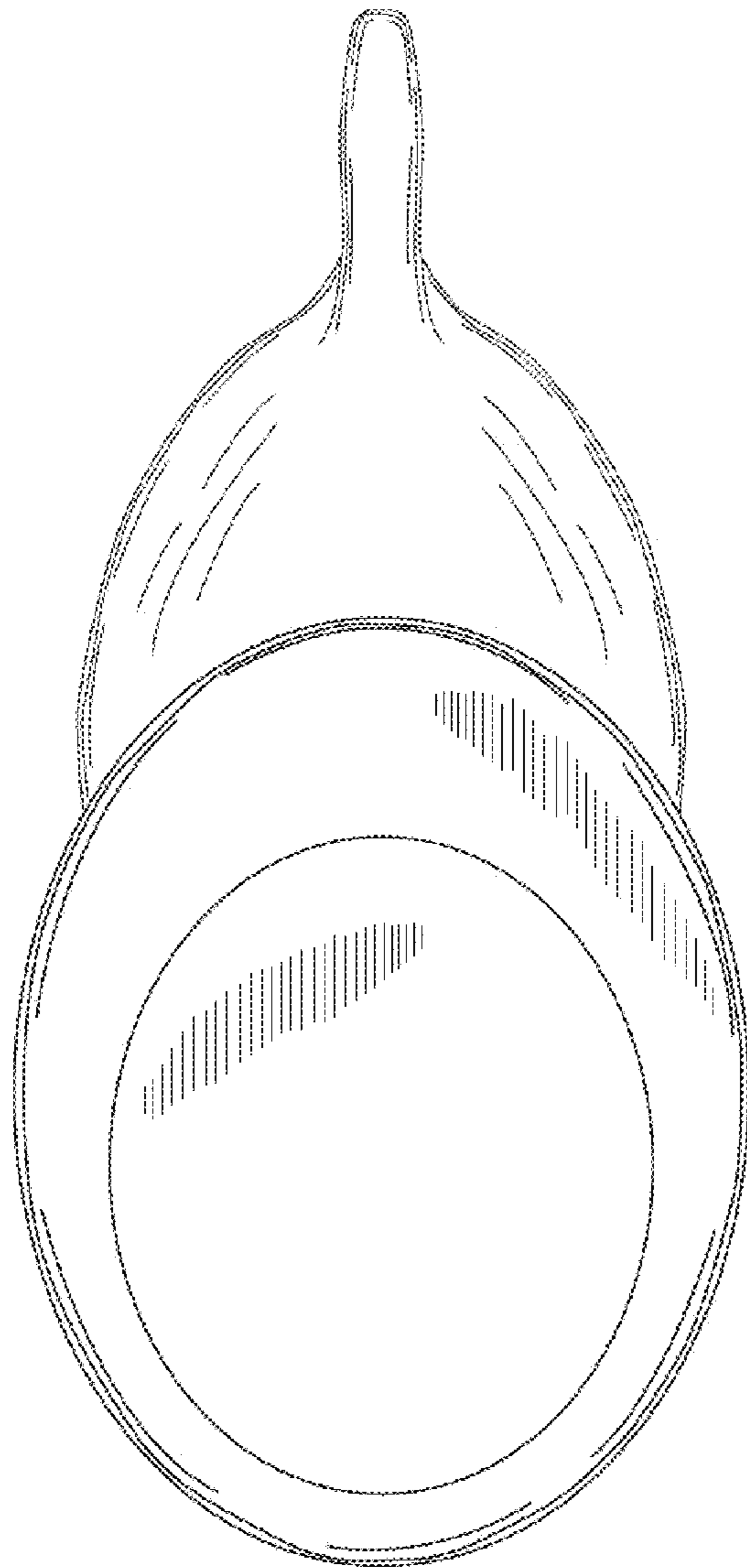


FIG. 5




FIG. 6