

US00D648805S

(12) **United States Design Patent**
Venetucci

(10) **Patent No.:** **US D648,805 S**

(45) **Date of Patent:** **** Nov. 15, 2011**

(54) **SIGN DISPLAY CARRIER**

(75) Inventor: **Patricia A. Venetucci**, Hawthorn Woods, IL (US)

(73) Assignee: **Florida Plastics International, Inc.**, Evergreen Park, IL (US)

(**) Term: **14 Years**

(21) Appl. No.: **29/390,280**

(22) Filed: **Apr. 22, 2011**

(51) **LOC (9) Cl.** **20-02**

(52) **U.S. Cl.** **D20/43; D20/42**

(58) **Field of Classification Search** D20/10, D20/19, 22, 27, 41-44, 99; 40/5, 6, 538, 40/541, 611.06, 617, 625, 634, 642.01, 642.02, 40/647-649, 651-653, 658, 661, 661.08, 40/662, 671; D6/635; D9/444; D10/109.1, D10/109.2; 206/466; 224/191
See application file for complete search history.

(56) **References Cited**

U.S. PATENT DOCUMENTS

1,683,645	A *	9/1928	Abbey	40/651
1,718,236	A *	6/1929	James	40/634
4,549,658	A *	10/1985	Sfikas	206/466
4,679,341	A *	7/1987	Goldman	40/611.06
D356,832	S *	3/1995	Maxwell-Trumble et al.	D20/22

D369,501	S *	5/1996	Gnant	D6/635
5,743,449	A *	4/1998	McBride	224/191
D625,185	S *	10/2010	Clark	D9/444
7,882,650	B2 *	2/2011	Elvin	40/6
2003/0213156	A1 *	11/2003	Gregory	40/661
2004/0231216	A1 *	11/2004	Lundberg	40/661

* cited by examiner

Primary Examiner — Mary Ann Calabrese

(74) *Attorney, Agent, or Firm* — Fay Sharpe LLP; Brian E. Turung

(57) **CLAIM**

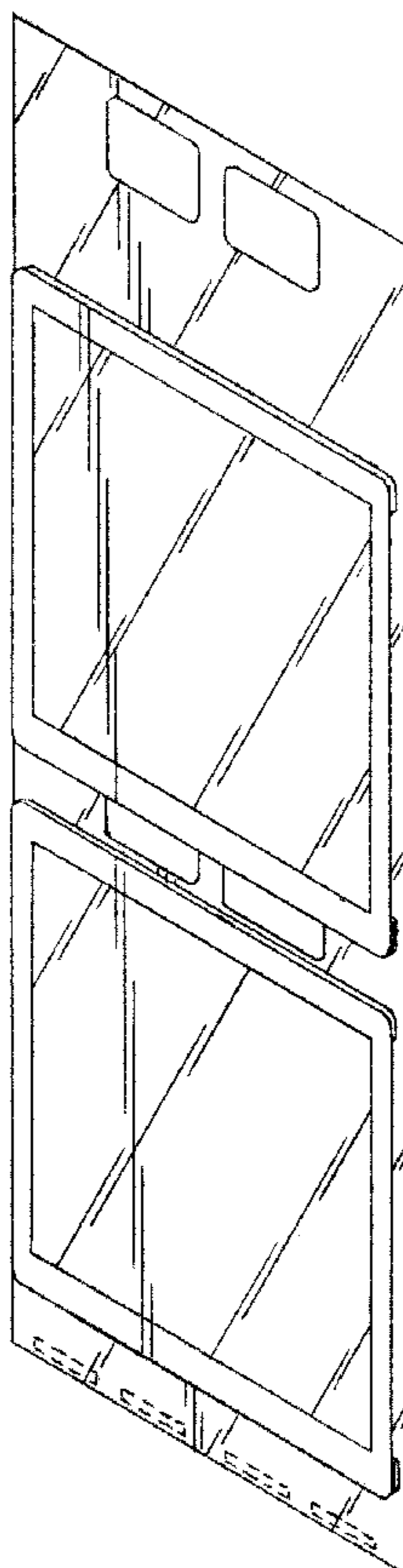
The ornamental design for a sign display carrier, as shown and described.

DESCRIPTION

FIG. 1 is a front elevation view of an sign display carrier showing my new design;
FIG. 2 is a top plan view of the sign display carrier of FIG. 1;
FIG. 3 is a side view of the sign display carrier of FIG. 1;
FIG. 4 is a top end view of the sign display carrier of FIG. 1;
FIG. 5 is a bottom end view of the sign display carrier of FIG. 1; and,
FIG. 6 is a bottom plan view of the sign display carrier of FIG. 1.

In the drawings, the broken lines represent features that form no part of the claimed design.

1 Claim, 3 Drawing Sheets



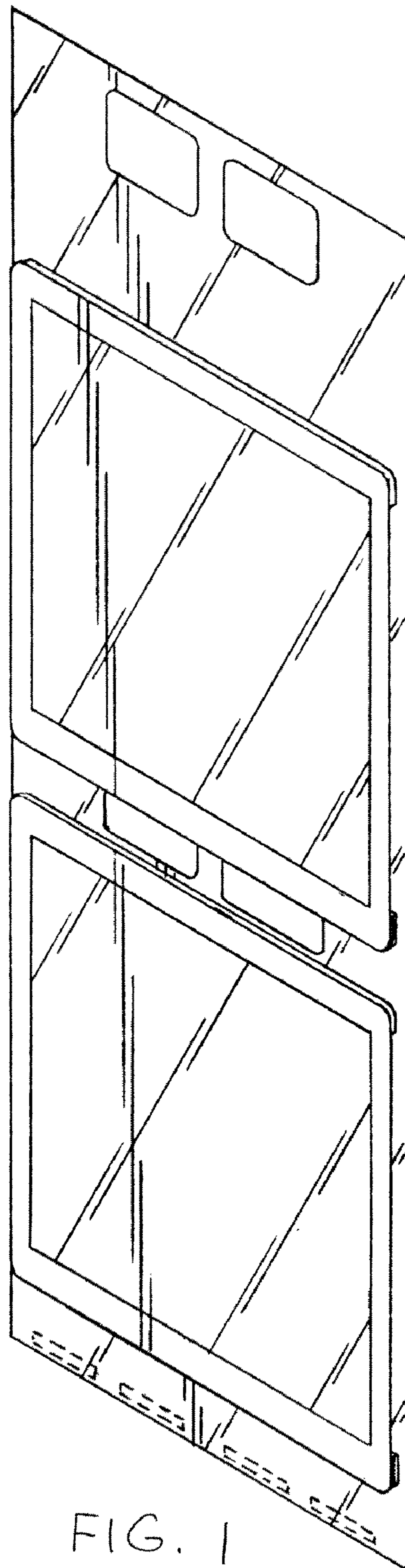


FIG. 1

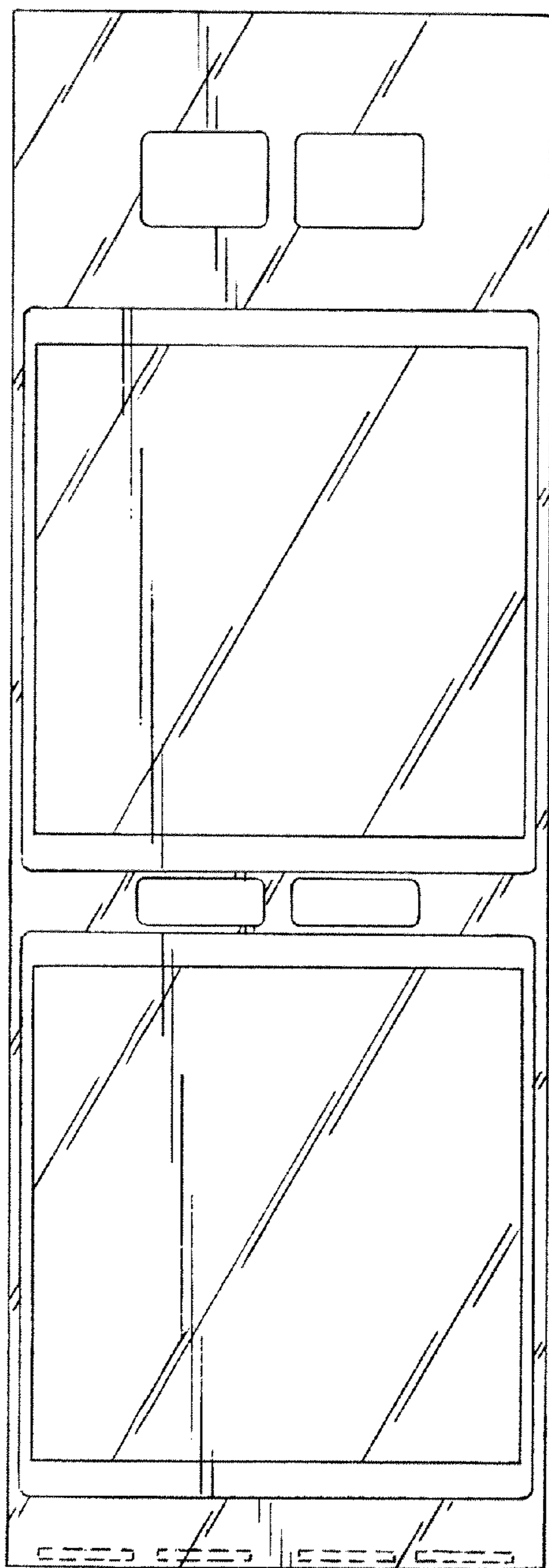


FIG. 2



FIG. 3




FIG. 4




FIG. 5

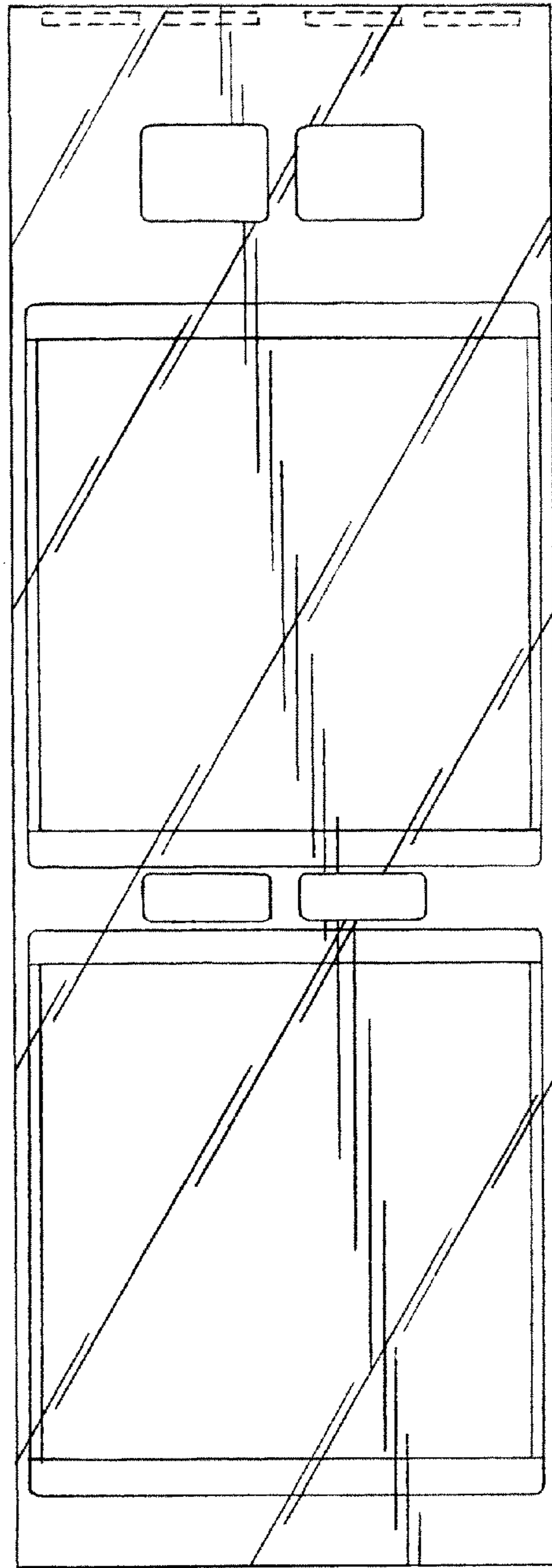


FIG. 6