



US00D648795S

(12) **United States Design Patent**  
**Casciotti et al.**

(10) **Patent No.:** **US D648,795 S**

(45) **Date of Patent:** **\*\* Nov. 15, 2011**

(54) **WRITING INSTRUMENT**

(75) Inventors: **David M Casciotti**, Amsterdam, NY (US); **Joseph E Achzet**, Gloversville, NY (US); **Jing Mahler**, Glenville, NY (US)

(73) Assignee: **Holland USA, Inc.**, North Mankato, MN (US)

(\*\*) Term: **14 Years**

(21) Appl. No.: **29/381,240**

(22) Filed: **Dec. 16, 2010**

(51) **LOC (9) Cl.** ..... **19-06**

(52) **U.S. Cl.** ..... **D19/54**

(58) **Field of Classification Search** ..... D19/35, D19/36, 41-51, 54-58; 24/11 R, 11 F, 11 P; 401/52, 99, 100, 192, 195, 196; D14/411  
See application file for complete search history.

(56) **References Cited**

**U.S. PATENT DOCUMENTS**

D323,186 S *	1/1992	Clark et al.	.....	D19/48
D345,577 S *	3/1994	Hohner	.....	D19/48
D485,575 S *	1/2004	Lovell	.....	D19/51
D488,509 S *	4/2004	Pellissa Beneyto	.....	D19/51
D497,642 S *	10/2004	Lovell	.....	D19/51
D499,141 S *	11/2004	Chevalier	.....	D19/48
D507,019 S *	7/2005	Lovell	.....	D19/51
D518,102 S *	3/2006	Lovell	.....	D19/51

D531,666 S *	11/2006	Volk	.....	D19/50
D540,387 S *	4/2007	Losel	.....	D19/51
D567,854 S *	4/2008	Hamilton et al.	.....	D19/49
D569,429 S *	5/2008	Anand	.....	D19/49
D573,642 S *	7/2008	Loesel	.....	D19/50
D598,955 S *	8/2009	Briggl	.....	D19/50
D603,900 S *	11/2009	Jin	.....	D19/54
D621,876 S *	8/2010	Gerules	.....	D19/50
D626,997 S *	11/2010	Gerules	.....	D19/50
D642,616 S *	8/2011	Kui	.....	D19/36

\* cited by examiner

*Primary Examiner* — Elizabeth Albert

(74) *Attorney, Agent, or Firm* — Dicke, Billig, Czaja PLLC

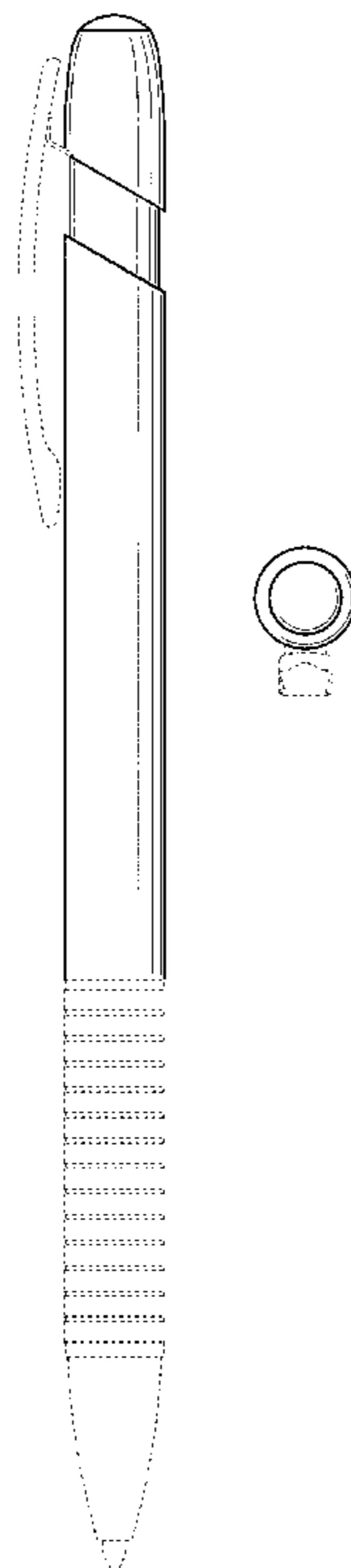
(57) **CLAIM**


We claim the ornamental design for a writing instrument, as shown and described.

**DESCRIPTION**


FIG. 1 is a perspective view of a writing instrument showing our new design; FIG. 2 is a front view of the same writing instrument; FIG. 3 is a back view of the same writing instrument; FIG. 4 is a left side view of the same writing instrument, the right side view being a mirror image of the left side view; FIG. 5 is a top view of the same writing instrument; and, FIG. 6 is a bottom view of the same writing instrument. The broken lines shown in the drawings illustrate features of the article to which the design is applied that form no part of the claim.

**1 Claim, 3 Drawing Sheets**






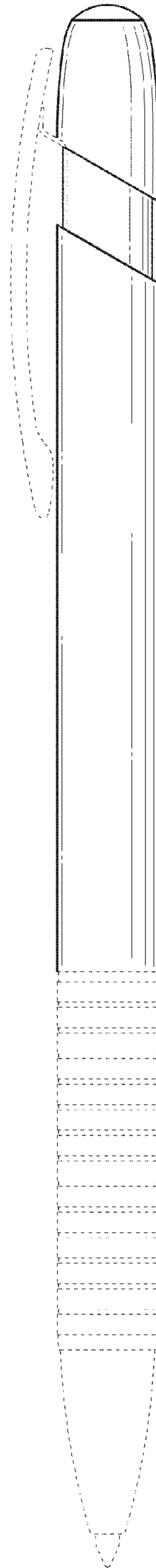
**Fig. 1**



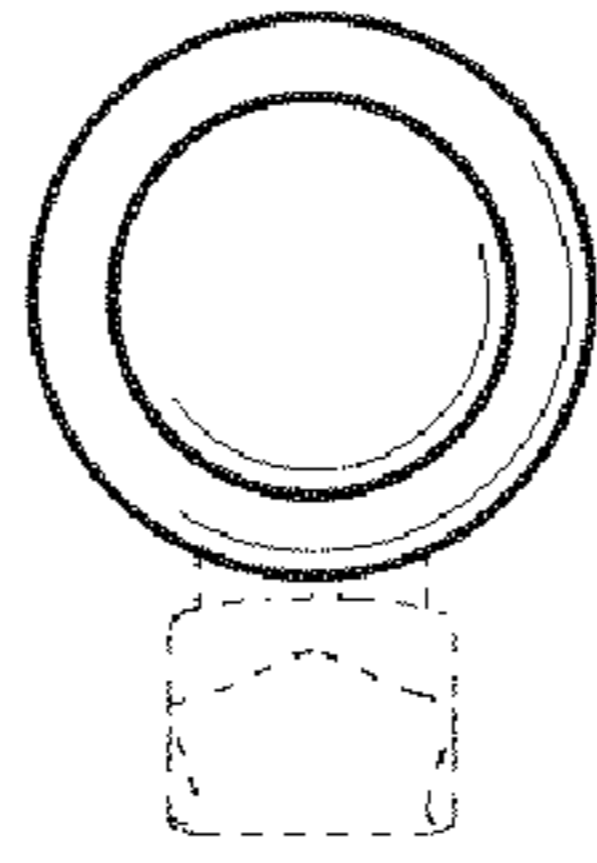
**Fig. 2**



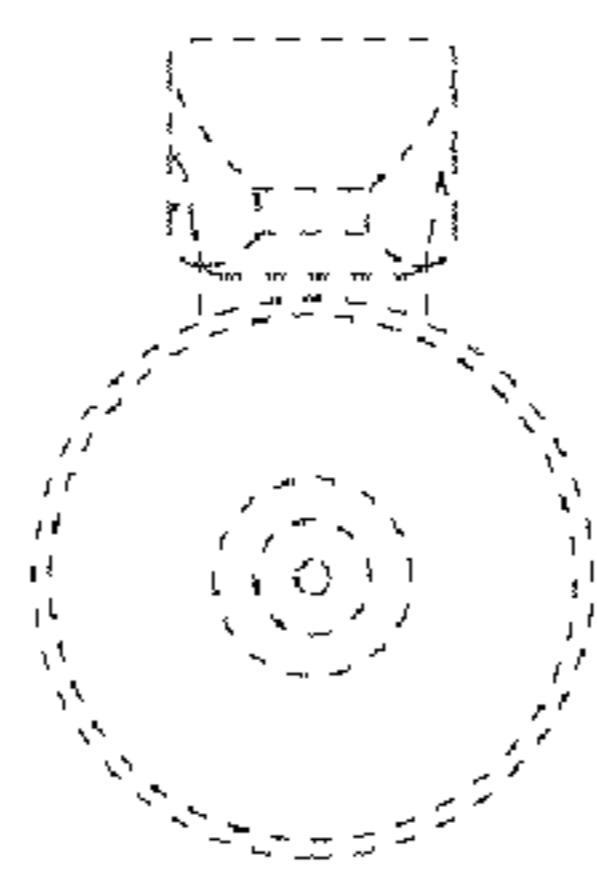
**Fig. 3**



**Fig. 4**



**Fig. 5**



**Fig. 6**