



US00D648791S

(12) **United States Design Patent**
Li

(10) **Patent No.:** **US D648,791 S**

(45) **Date of Patent:** **** Nov. 15, 2011**

(54) **PEN**

(75) **Inventor:** **Bin Li, Ningbo (CN)**

(73) **Assignee:** **Beifa Group Co., Ltd., Ningbo (CN)**

(**) **Term:** **14 Years**

(21) **Appl. No.:** **29/382,823**

(22) **Filed:** **Jan. 7, 2011**

(30) **Foreign Application Priority Data**

Jul. 9, 2010 (CN) 2010 3 0243477

(51) **LOC (9) Cl.** **19-06**

(52) **U.S. Cl.** **D19/50**

(58) **Field of Classification Search** D19/35,
D19/36, 41-51, 54-58; 24/11 R, 11 F, 11 P;
401/52, 99, 100, 192, 195, 196; D14/411

See application file for complete search history.

(56) **References Cited**

U.S. PATENT DOCUMENTS

D104,542 S	5/1937	Pearce	
D433,704 S	11/2000	Kouda	
D441,015 S	4/2001	Izushima	
D463,822 S	10/2002	Keda	
D478,626 S	8/2003	Stropkay	
D488,188 S	4/2004	Keda	
D523,081 S	6/2006	Pellissa Beneyto	
D546,882 S *	7/2007	Qiu	D19/50
D567,288 S *	4/2008	Keil	D19/50
D571,400 S	6/2008	Anand	
D572,761 S *	7/2008	Zhang	D19/50
D575,821 S *	8/2008	Tan	D19/50
D587,752 S	3/2009	Shimizu	
D589,088 S *	3/2009	Li	D19/50
D589,559 S	3/2009	Slomp	
D594,060 S *	6/2009	Uchida et al.	D19/49
D595,353 S *	6/2009	Li	D19/48

D601,197 S *	9/2009	Zhang	D19/48
D611,538 S	3/2010	Zhou	
D622,771 S *	8/2010	Casciotti et al.	D19/55
D628,643 S	12/2010	Li	
D631,913 S *	2/2011	Li	D19/48
D641,407 S *	7/2011	Li	D19/50
D641,788 S *	7/2011	Rolion et al.	D19/50
D642,616 S *	8/2011	Kui	D19/36

OTHER PUBLICATIONS

Chen, B., "Marker," U.S. Appl. No. 29/384,503, filed Jan. 31, 2011.
Liang, W., "Marker," U.S. Appl. No. 29/386,816, filed Mar. 4, 2011.
Yuan, F., "Pen," U.S. Appl. No. 29/383,702, filed Jan. 20, 2011.
Yuan, F., "Pen," U.S. Appl. No. 29/383,704, filed Jan. 20, 2011.
Zhang, B., "Pen," U.S. Appl. No. 29/386,559, filed Mar. 2, 2011.

* cited by examiner

Primary Examiner — Elizabeth Albert

(74) *Attorney, Agent, or Firm* — Christensen O'Connor Johnson Kindness PLLC

(57) **CLAIM**

The ornamental design for a pen, as shown and described.

DESCRIPTION

FIG. 1 is an upper front left perspective view of a pen showing my new design;

FIG. 2 is a front elevation view thereof;

FIG. 3 is a rear elevation view thereof;

FIG. 4 is a left side elevation view thereof;

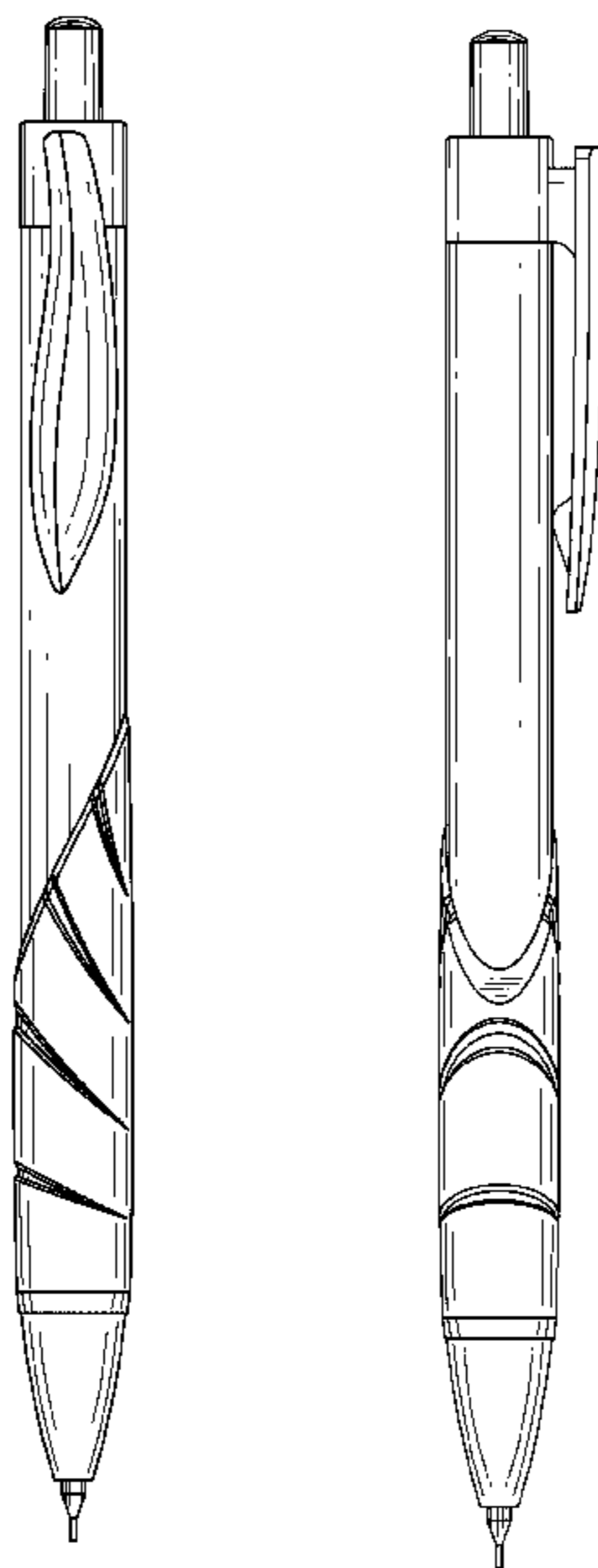
FIG. 5 is a right side elevation view thereof;

FIG. 6 is an enlarged top plan view thereof; and,

FIG. 7 is an enlarged bottom plan view thereof.

The broken lines showing a portion of the top of the push button in FIGS. 1 and 6 are included for the purpose of illustrating environment and form no part of the claimed design.

1 Claim, 4 Drawing Sheets



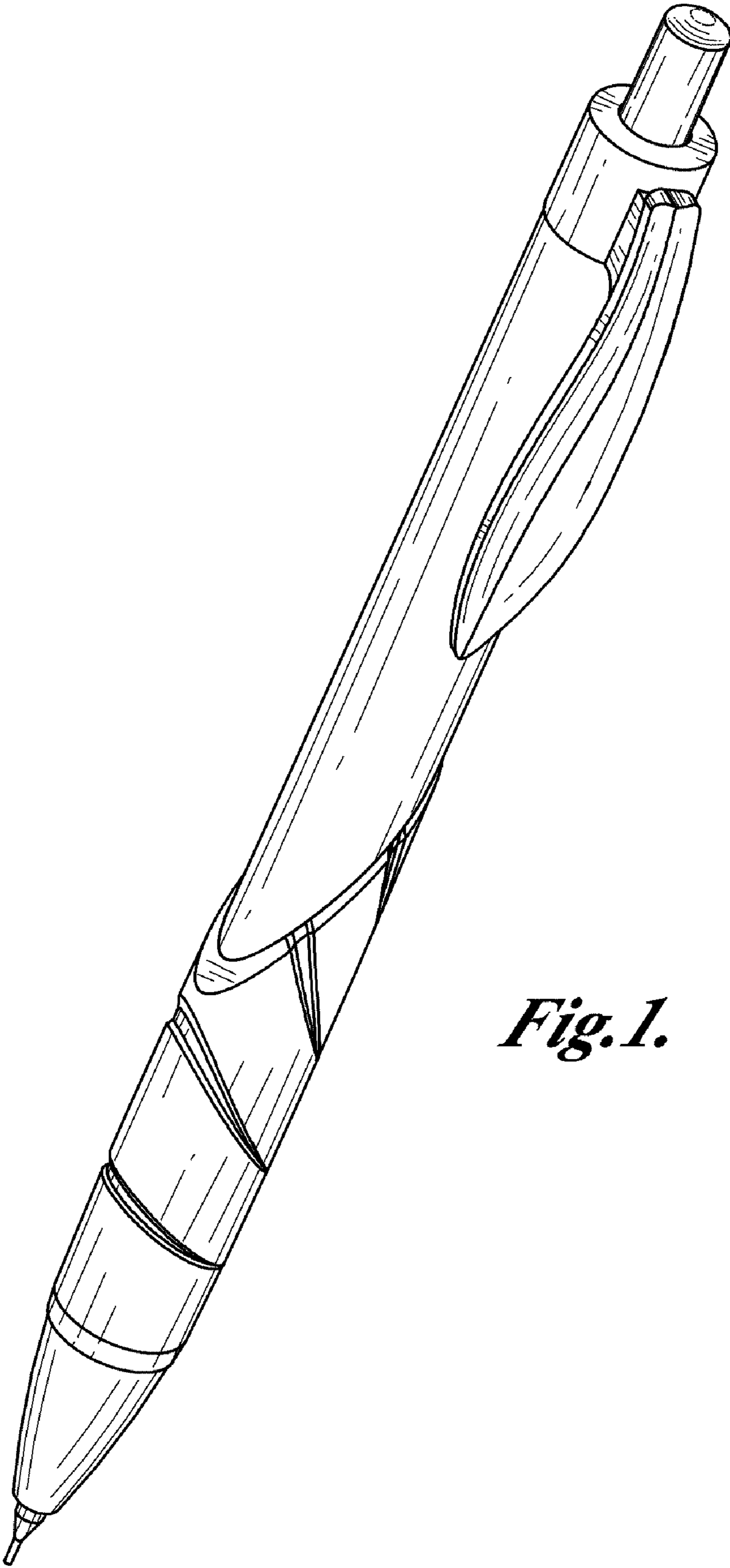


Fig. 1.

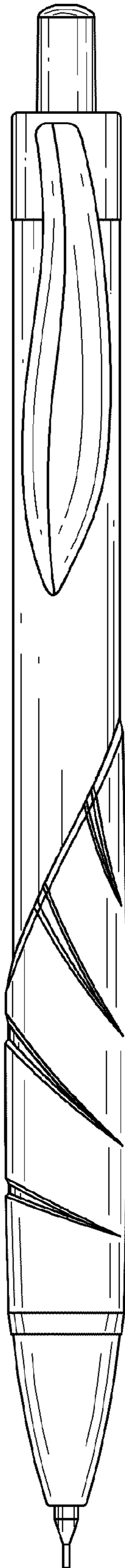


Fig. 2.

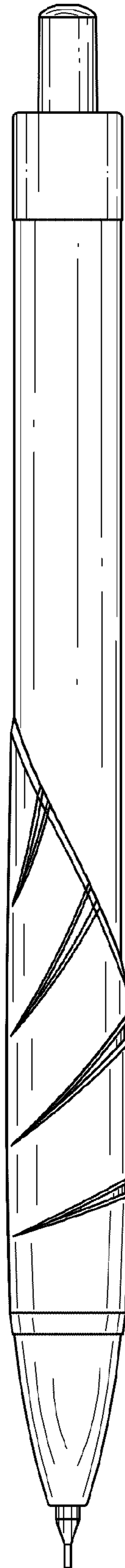


Fig. 3.

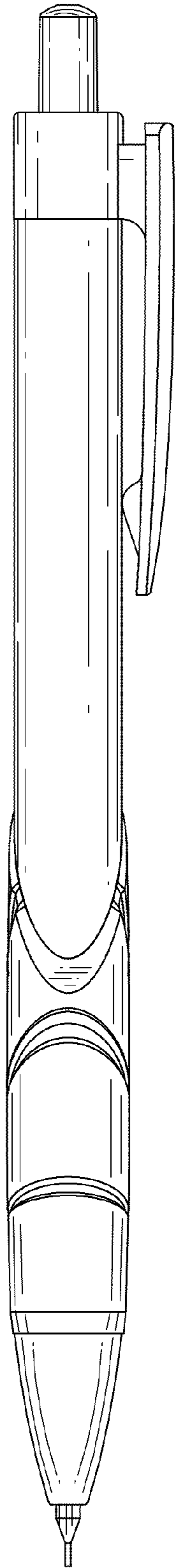


Fig. 4.

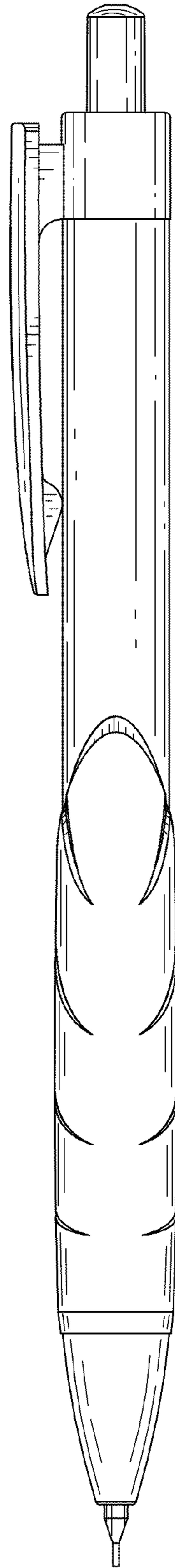


Fig. 5.

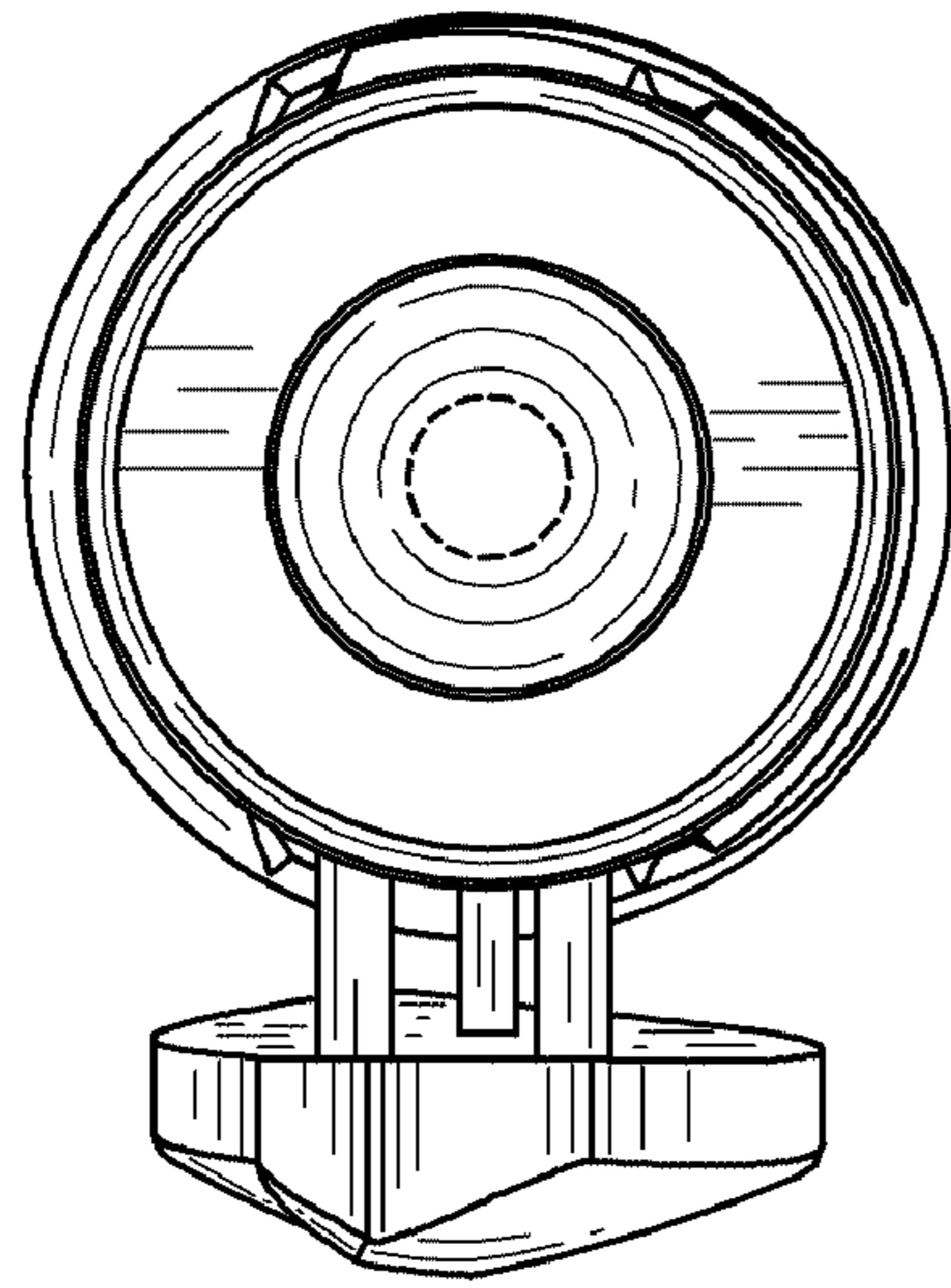


Fig. 6.

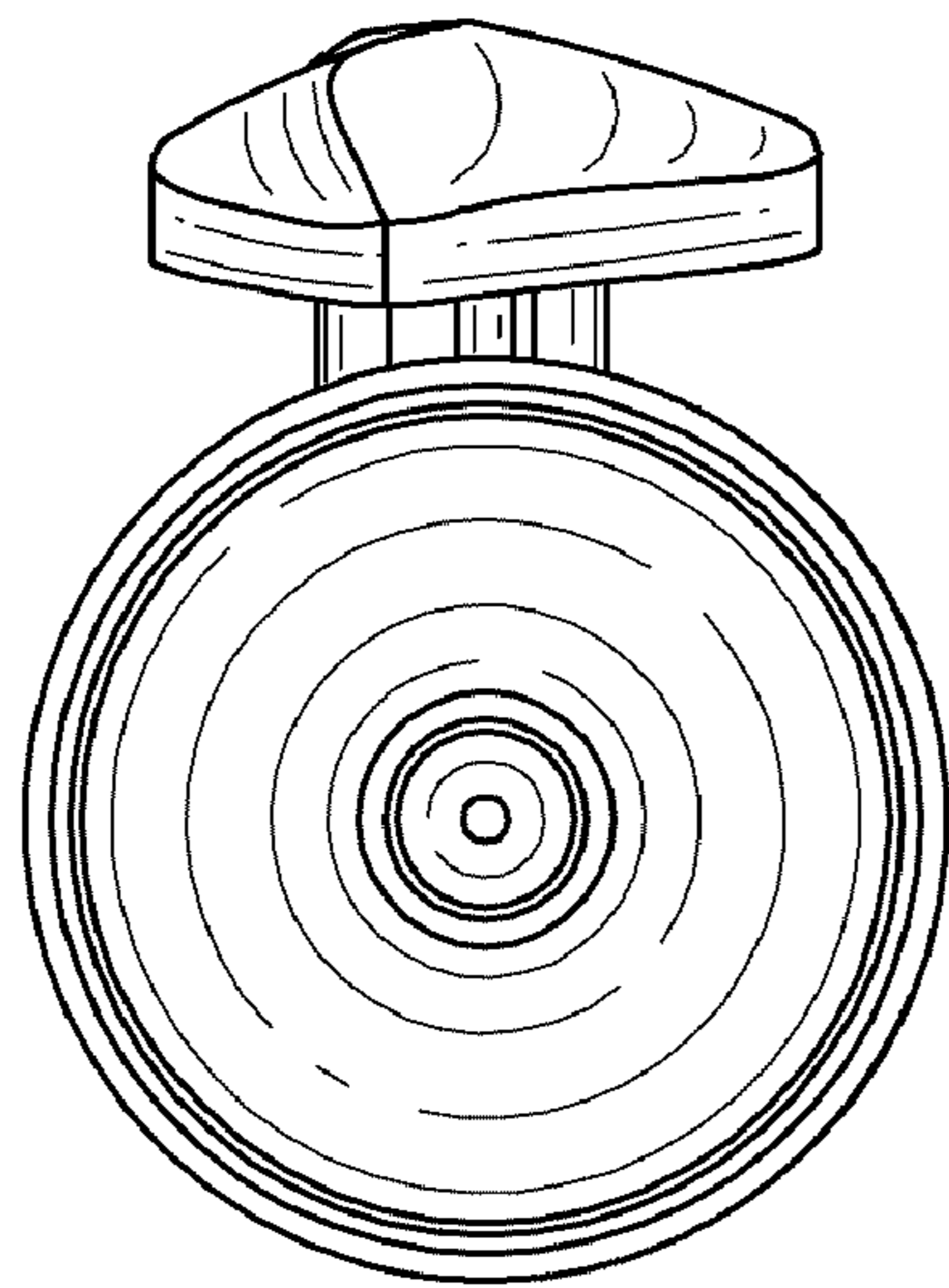


Fig. 7.