



US00D648787S

(12) **United States Design Patent**
Dewberry

(10) **Patent No.:** **US D648,787 S**

(45) **Date of Patent:** **** Nov. 15, 2011**

(54) **PEN AND CAP THEREFORE**

(76) **Inventor:** **Rob Dewberry**, Madison, AL (US)

(**) **Term:** **14 Years**

(21) **Appl. No.:** **29/369,267**

(22) **Filed:** **Sep. 3, 2010**

(51) **LOC (9) Cl.** **19-06**

(52) **U.S. Cl.** **D19/36; D19/42**

(58) **Field of Classification Search** D8/82,
D8/85, 86, 87; D14/411, 431; D19/35.36,
D19/41, 42, 43, 44, 45, 46, 47, 48, 49, 50,
D19/51, 54, 55, 56, 57; 7/165, 167; 24/11 F,
24/11 P, 11 R; 401/34, 52, 99, 100, 104,
401/105, 106, 107, 108, 109, 131, 192, 195,
401/196

See application file for complete search history.

(56) **References Cited**

U.S. PATENT DOCUMENTS

1,144,210	A *	6/1915	Kincaid	362/120
2,242,873	A *	5/1941	Thompson	81/439
2,506,922	A *	5/1950	Hansen	81/444
2,632,489	A *	3/1953	Johnson	81/177.4
2,678,578	A *	5/1954	Bonanno	81/436
D192,309	S *	2/1962	Ross	D8/104
3,138,044	A *	6/1964	Olexson	408/200
3,452,373	A *	7/1969	Vosbikian et al.	7/138
D266,007	S *	8/1982	Salinger	D19/42
D271,049	S *	10/1983	Du Cret	D28/7
D273,143	S *	3/1984	Jankewitz	D28/57
D305,723	S *	1/1990	Wilson	D8/82
D336,659	S *	6/1993	Lin	D19/36
D408,592	S *	4/1999	Litton	D28/76
D474,560	S *	5/2003	Lin	D27/142
D524,098	S *	7/2006	Minutillo et al.	D7/395
D596,473	S *	7/2009	McKenzie	D8/85

OTHER PUBLICATIONS

The Write Tool PenCap, [on-line], [retrieved from the Internet on Jun. 19, 2011]; URL: <<http://gisolutionsinc.org/newsreleases.html>>. (1 page).*

The Write Tool PenCap, [on-line]; displayed at the 53rd annual Minnesota Inventors Congress invention expo, held Jun. 11-12, 2010; [retrieved from the Internet Jun. 19, 2011]; <<http://www.minnesotainventorscongress.org/invention-idea-show/virtual-idea-show/2010-2/>>. (2 pertinent pages of original 28-page document).*

* cited by examiner

Primary Examiner — Karen E Eldridge Powers

(74) *Attorney, Agent, or Firm* — QuickPatents, Inc.; Kevin Prince

(57) **CLAIM**

What is claimed is the ornamental design for a pen and cap therefore, as shown and described.

DESCRIPTION

FIG. 1 is a perspective view of a pen and cap therefore, showing the new design;

FIG. 2 is an exploded perspective view thereof, illustrating the pen and cap as mutually separated;

FIG. 3 is a front elevational view thereof, the rear elevational view being a mirror image thereof;

FIG. 4 is a left-side elevational view thereof, the right-side elevational view being a mirror image thereof;

FIG. 5 is an exploded front elevational view thereof, the exploded rear elevational view being a mirror image thereof;

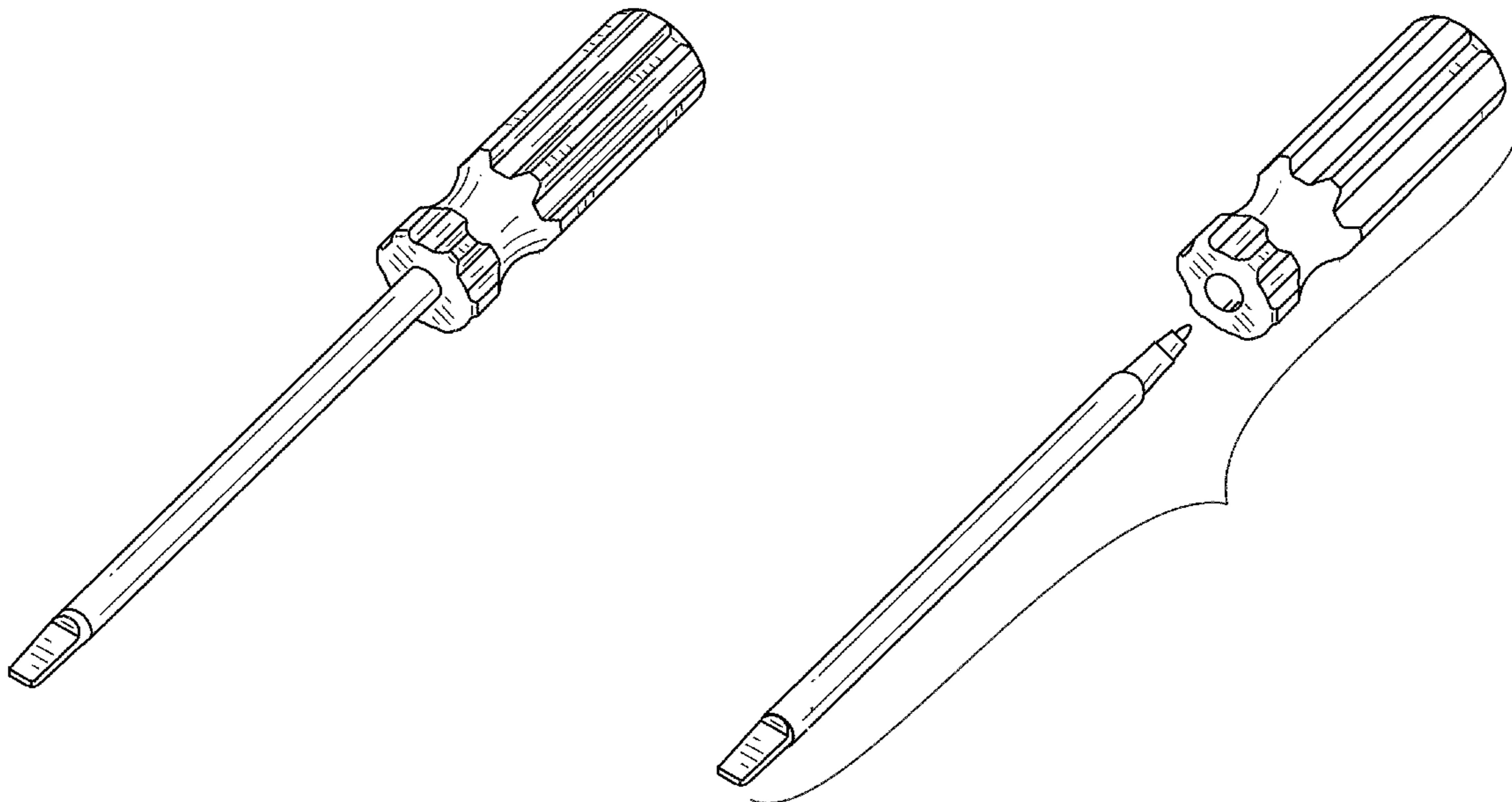
FIG. 6 is a top plan view thereof;

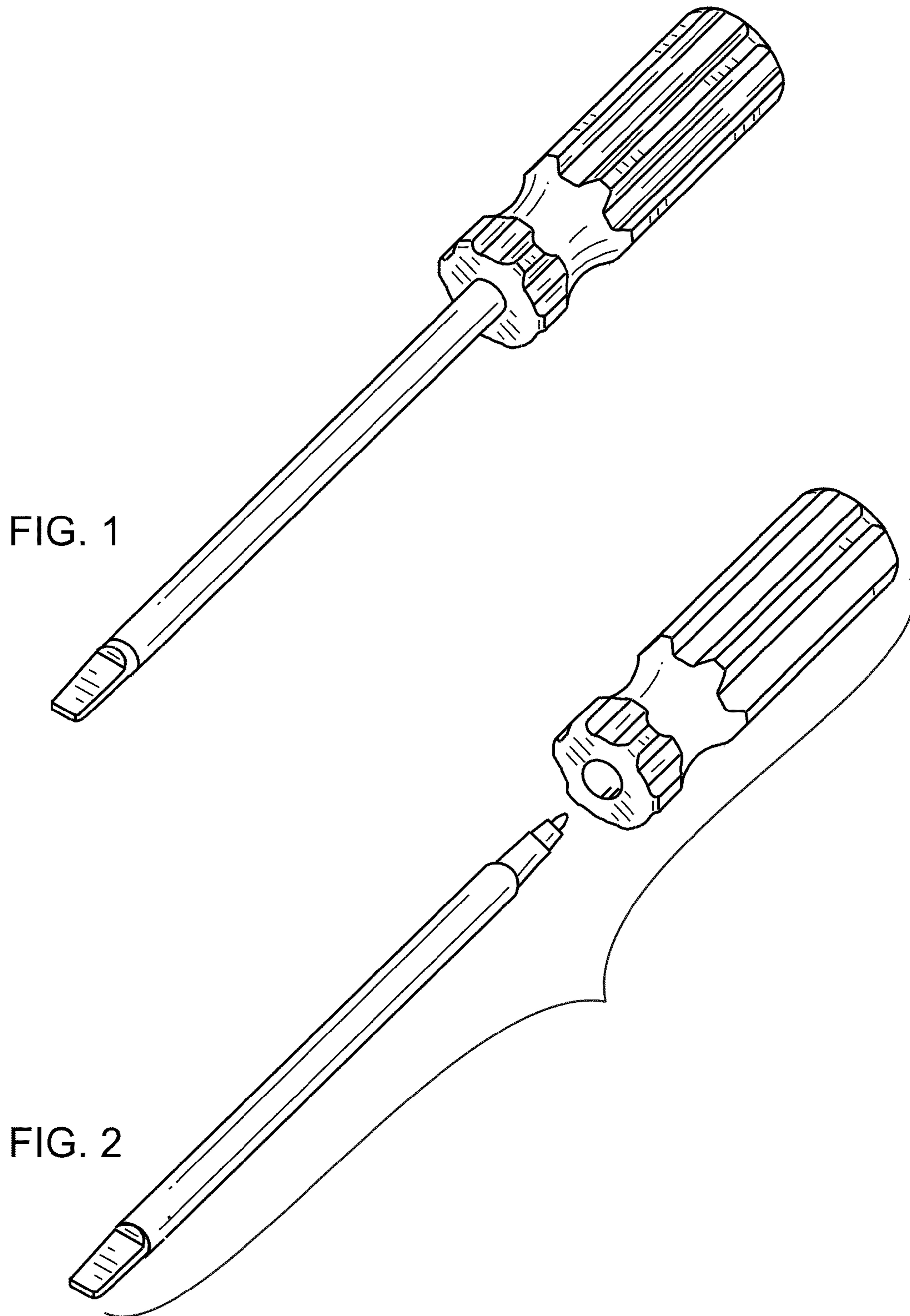
FIG. 7 is a bottom plan view thereof;

FIG. 8 is a bottom plan view of the cap of the design, the pen removed for clarity of illustration; and,

FIG. 9 is a top plan view of the pen of the design, the cap removed for clarity of illustration.

1 Claim, 3 Drawing Sheets





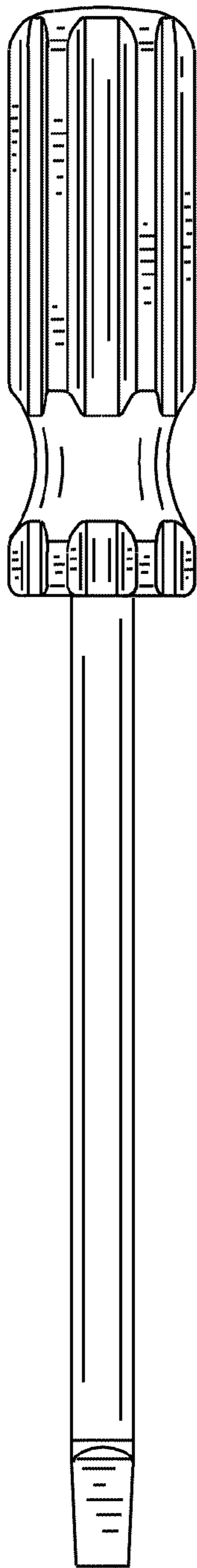


FIG. 3

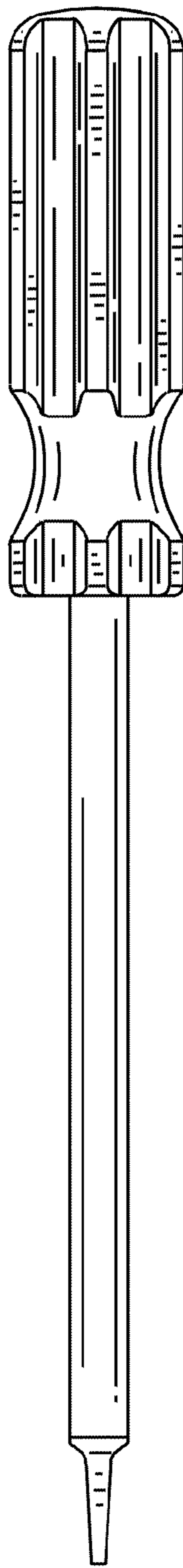


FIG. 4

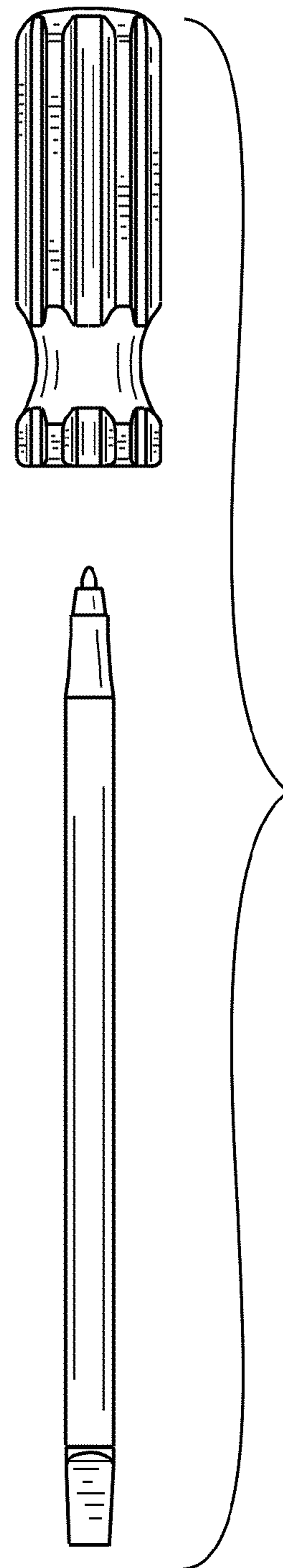


FIG. 5

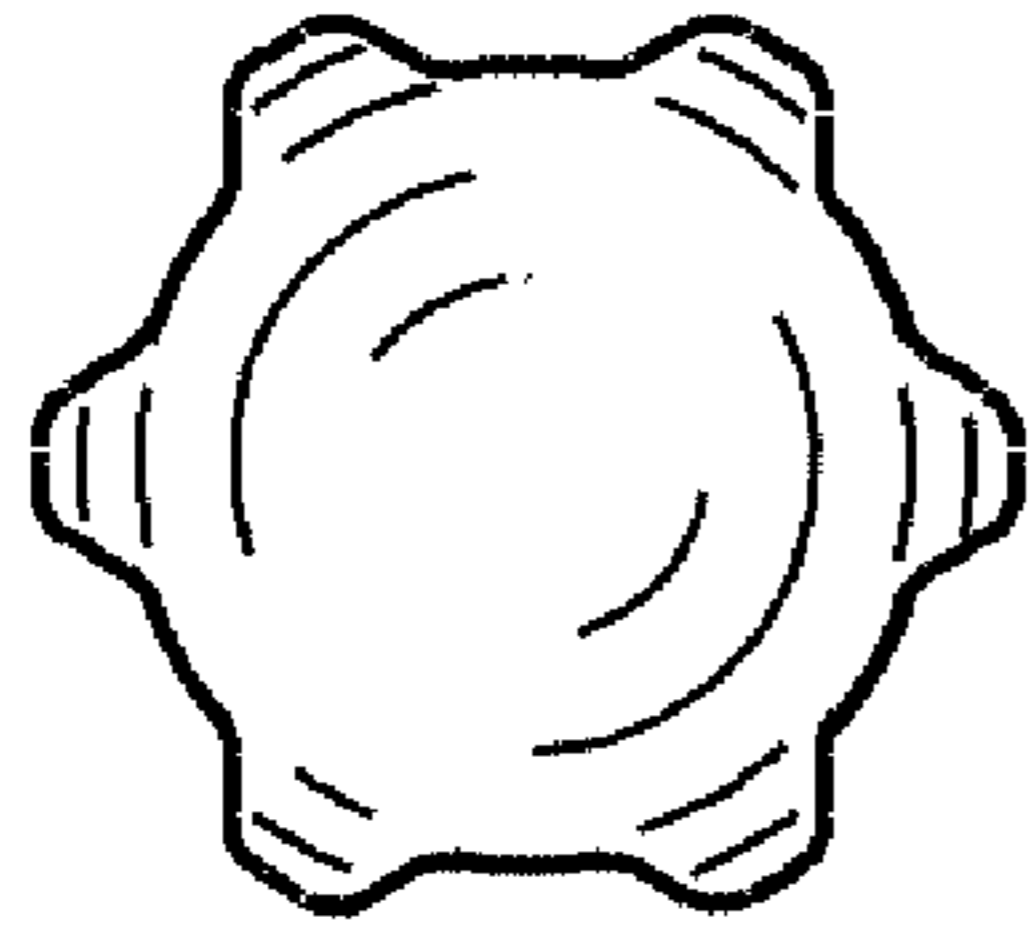


FIG. 6

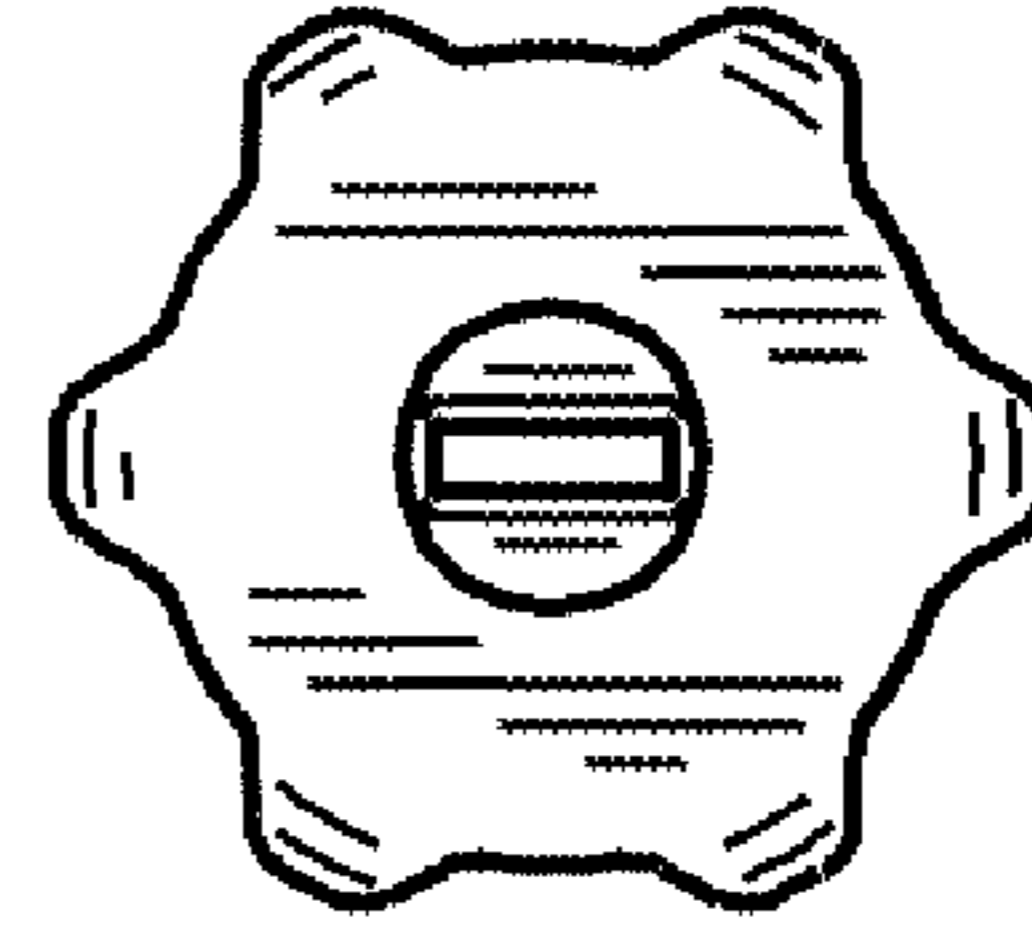


FIG. 7

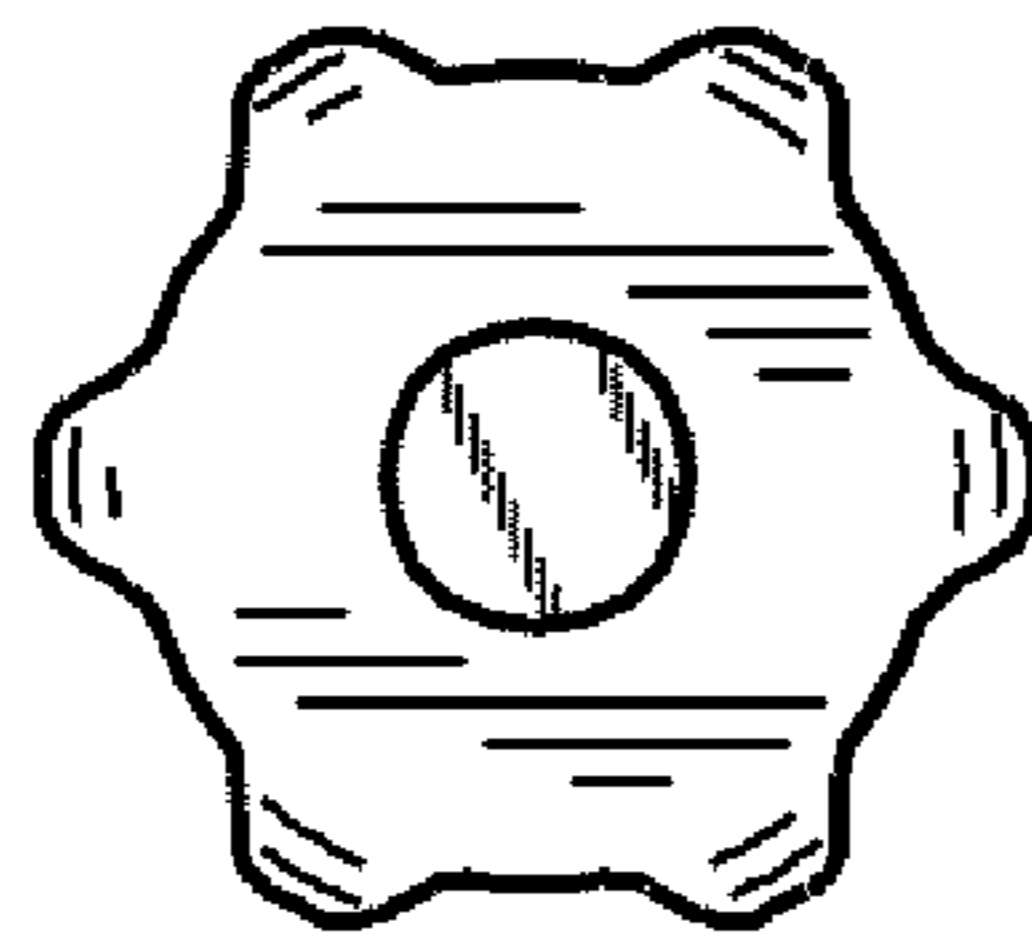


FIG. 8



FIG. 9