



US00D648783S

(12) **United States Design Patent**
Mathea

(10) **Patent No.:** **US D648,783 S**

(45) **Date of Patent:** **** Nov. 15, 2011**

(54) **COLOR PRINTER**

(76) **Inventor:** **Hans Mathea,**
Eggenstein-Leopoldshafen (DE)

(**) **Term:** **14 Years**

(21) **Appl. No.:** **29/370,186**

(22) **Filed:** **Jun. 14, 2010**

(51) **LOC (9) Cl.** **18-02**

(52) **U.S. Cl.** **D18/53**

(58) **Field of Classification Search** D18/36,
D18/38-40, 50, 53, 54, 56, 57; D14/303,
D14/301, 308; D15/122, 127; 399/1-7,
399/16, 75, 81, 107, 130, 155, 361, 365,
399/381-383, 388; 400/611-629, 600, 691-694,
400/613.1-613.4; 271/3.14, 8.1, 226, 278;
358/1.1, 1.9, 3.01; 101/126, 129, 131, 287;
355/97, 98; D6/470

See application file for complete search history.

(56) **References Cited**

U.S. PATENT DOCUMENTS

D125,292 S *	2/1941	Shell	D6/436
2,741,101 A *	4/1956	Trulaske	62/443
D210,425 S *	3/1968	Jerabek	D18/39
D221,662 S *	8/1971	Dunham, Jr. et al.	D18/53
D232,189 S *	7/1974	Goffredo et al.	D15/122
D241,160 S *	8/1976	Gurian et al.	D15/122
D258,131 S *	2/1981	Genaro et al.	D14/472
D294,785 S *	3/1988	Dickson	D6/421
D297,141 S *	8/1988	Goodlander	D18/59

D360,893 S *	8/1995	Quedenfeld et al.	D18/53
D366,061 S *	1/1996	Likins et al.	D18/57
D422,289 S *	4/2000	Mariotta et al.	D15/127
D480,417 S *	10/2003	Nakayama et al.	D18/53
D494,988 S *	8/2004	Tanaka et al.	D15/199
D542,311 S *	5/2007	Inaba et al.	D15/127
D613,319 S *	4/2010	Okamoto et al.	D15/145
D619,166 S *	7/2010	Ishizawa et al.	D18/53
D619,649 S *	7/2010	Chen	D18/57
D623,685 S *	9/2010	Tsukuda et al.	D18/53
D633,115 S *	2/2011	Brown et al.	D15/127
D640,737 S *	6/2011	Tsuruta et al.	D18/53
2011/0206439 A1 *	8/2011	Takahashi	400/611

* cited by examiner

Primary Examiner — Jeffrey D Asch

(74) *Attorney, Agent, or Firm* — Klaus J. Bach

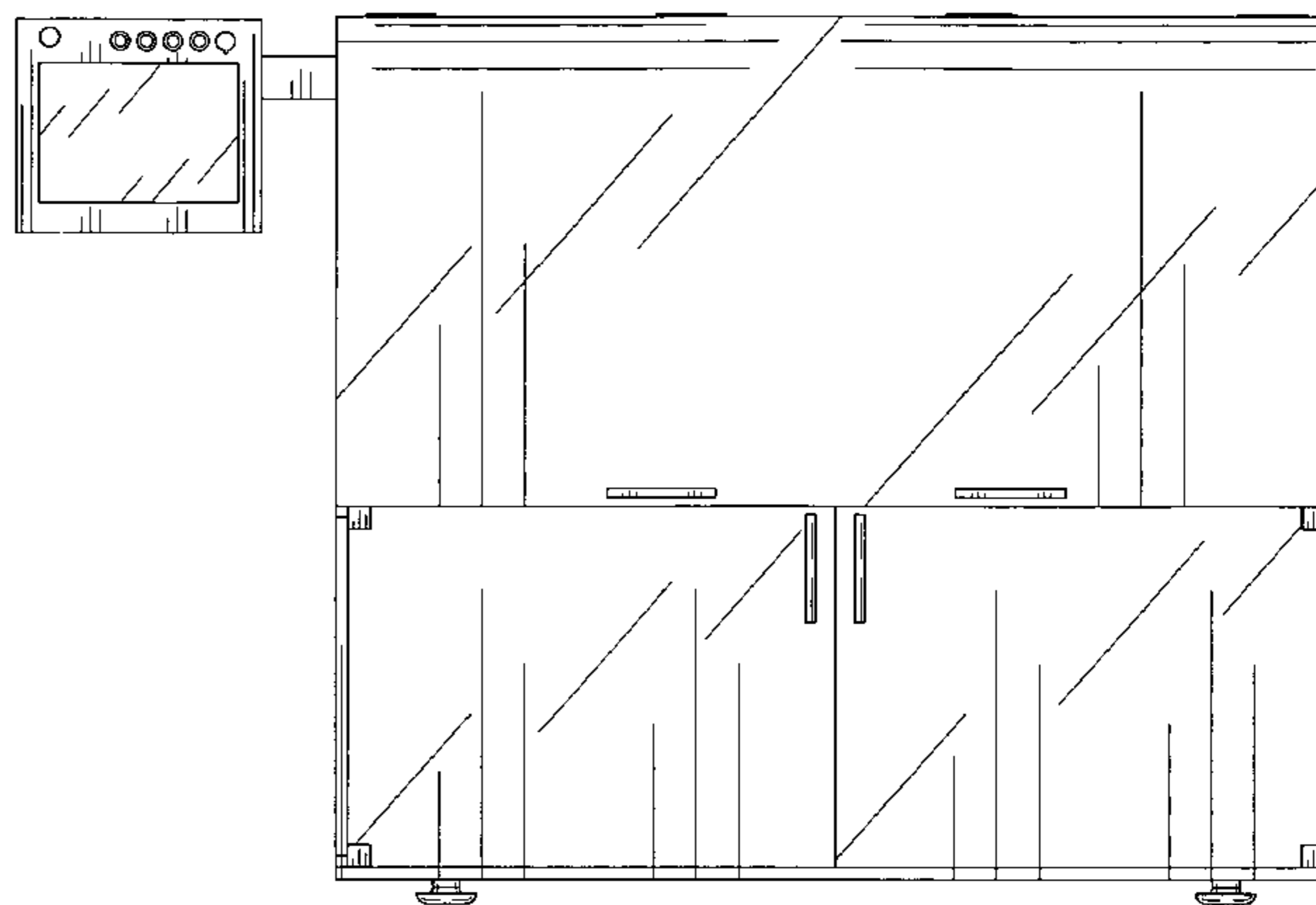
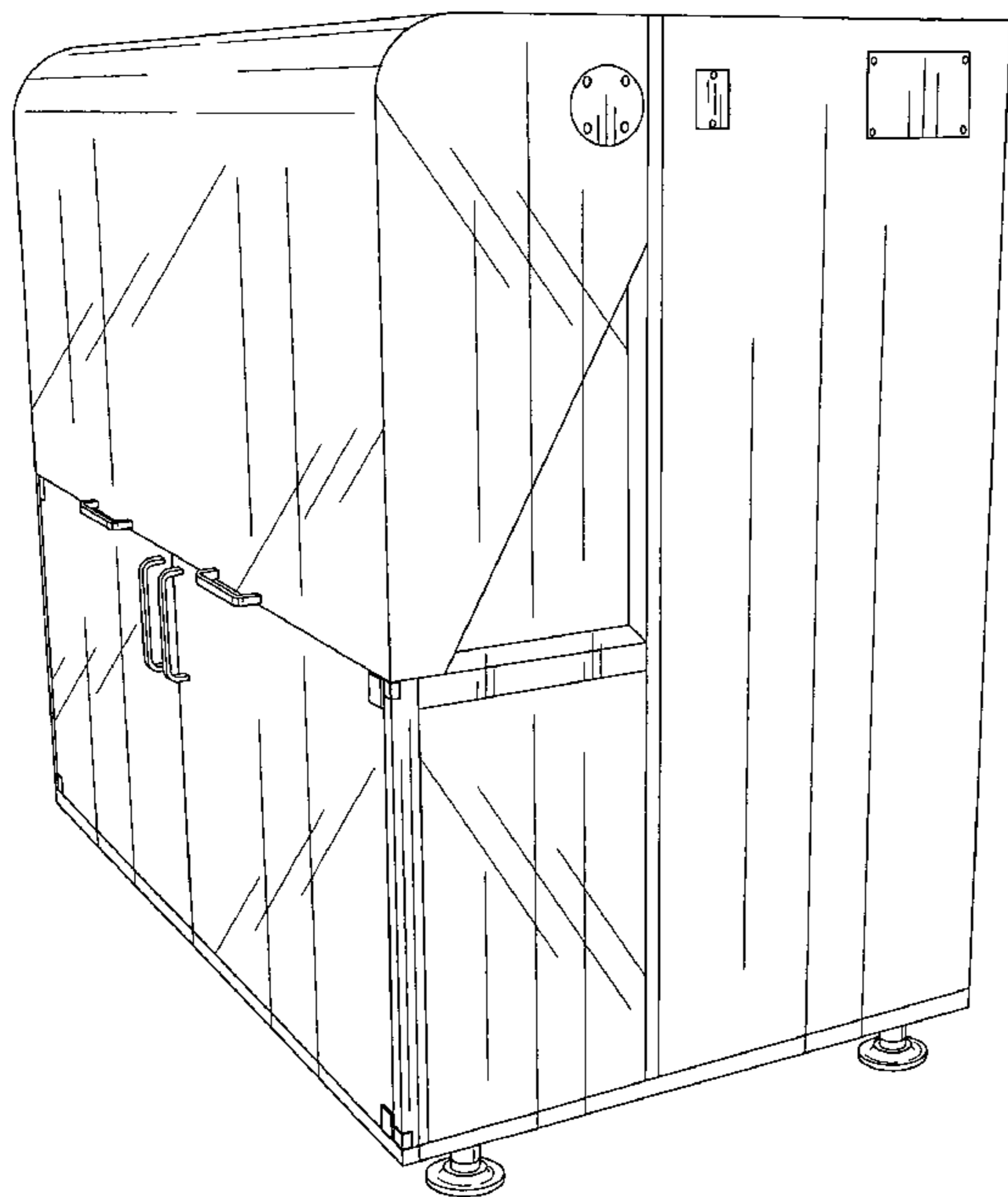
(57) **CLAIM**

The ornamental design for a color printer, as shown and described.

DESCRIPTION

FIG. 1 is a perspective view of a color printer;
FIG. 2 is a front view of the color printer shown in FIG. 1,
FIG. 3 is a rear view of the color printer shown in FIG. 2,
FIG. 4 is a left side view of the color printer shown in FIG. 2,
FIG. 5 is a right view of the color printer shown in FIG. 2,
FIG. 6 is a top view of the color printer shown in FIG. 2; and,
FIG. 7 is a bottom view of the color printer shown in FIG. 2.
The color printer has front doors and a front pivot cover as well as front side walls which all consist of transparent plexi-glass.

1 Claim, 4 Drawing Sheets




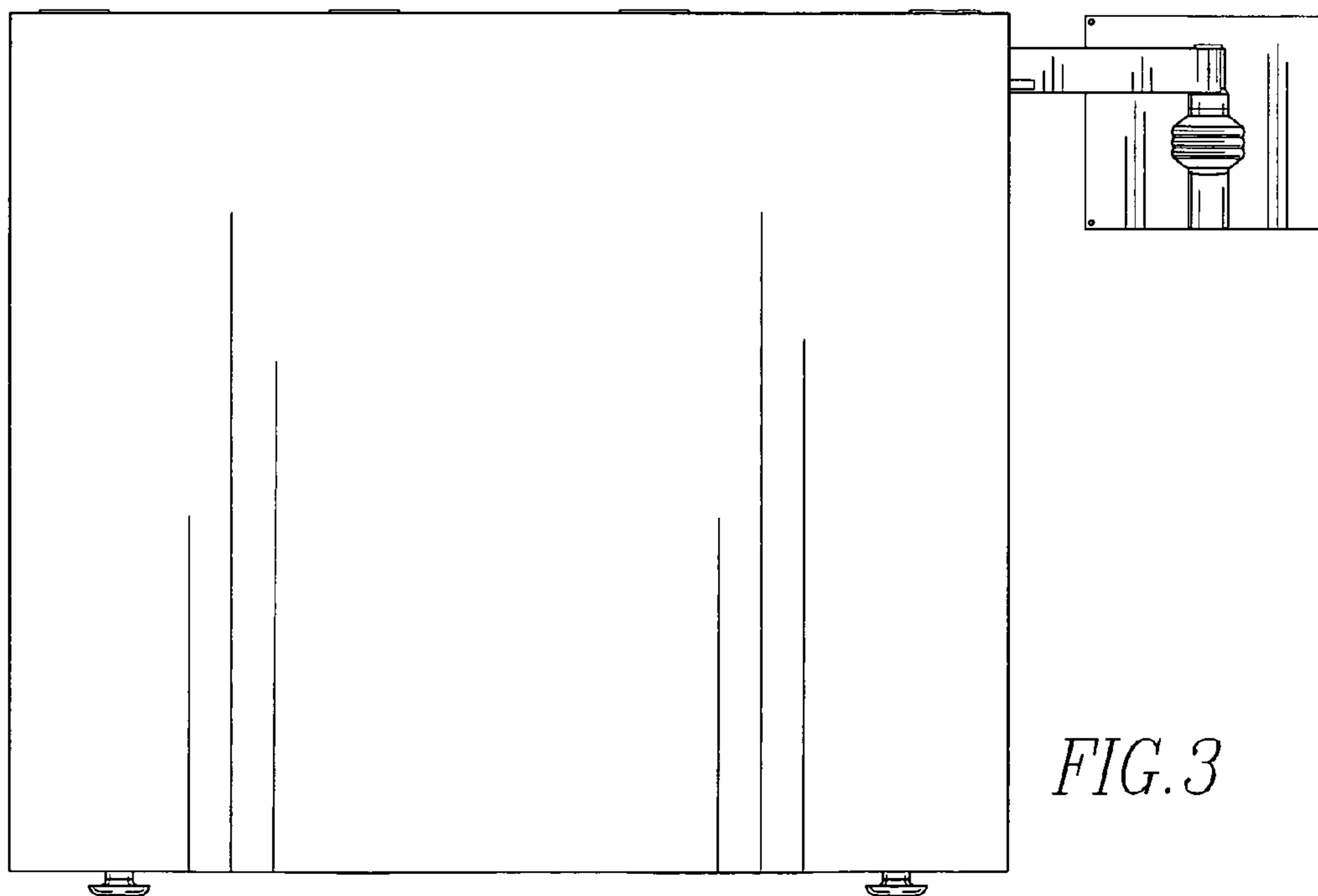
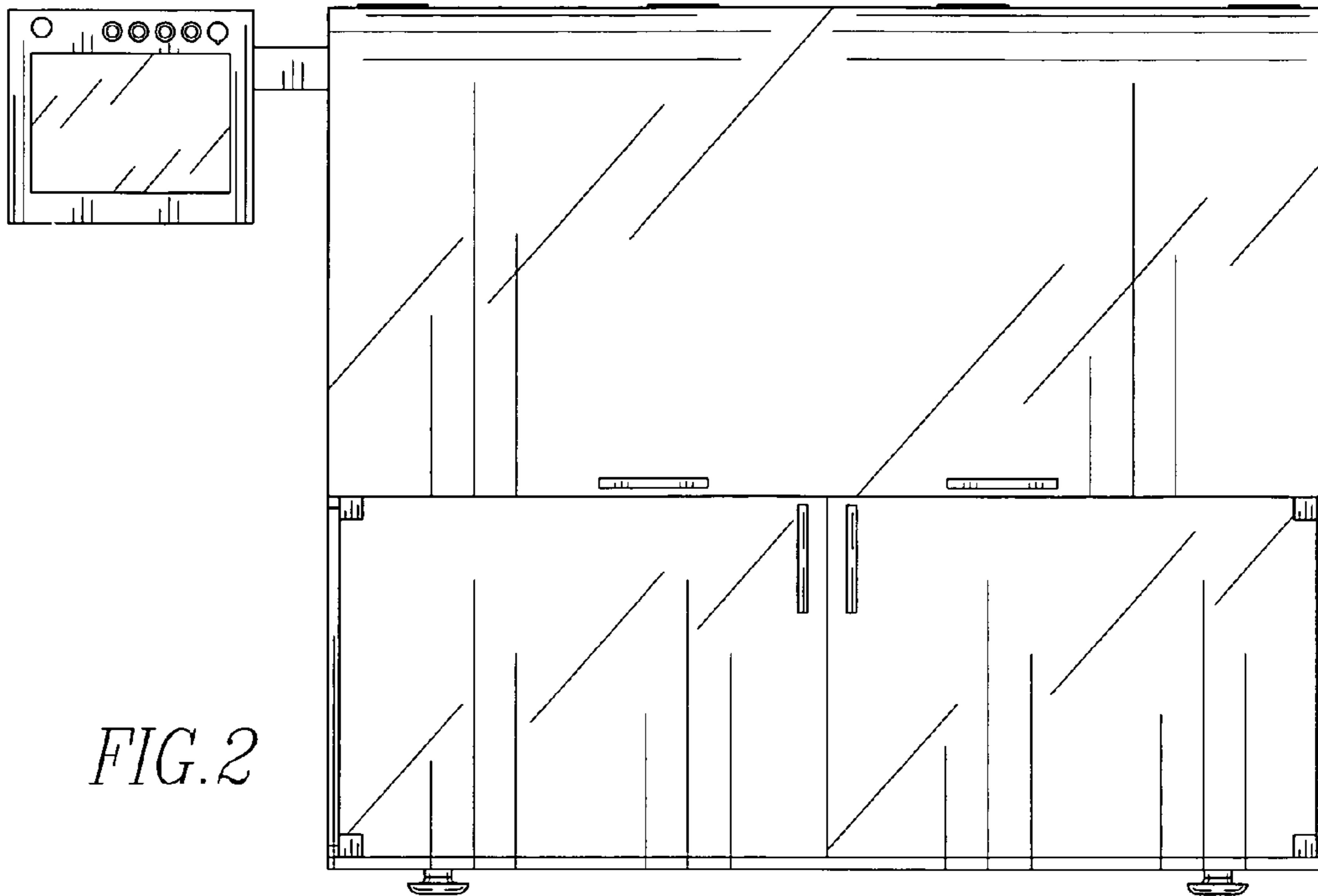


FIG. 1



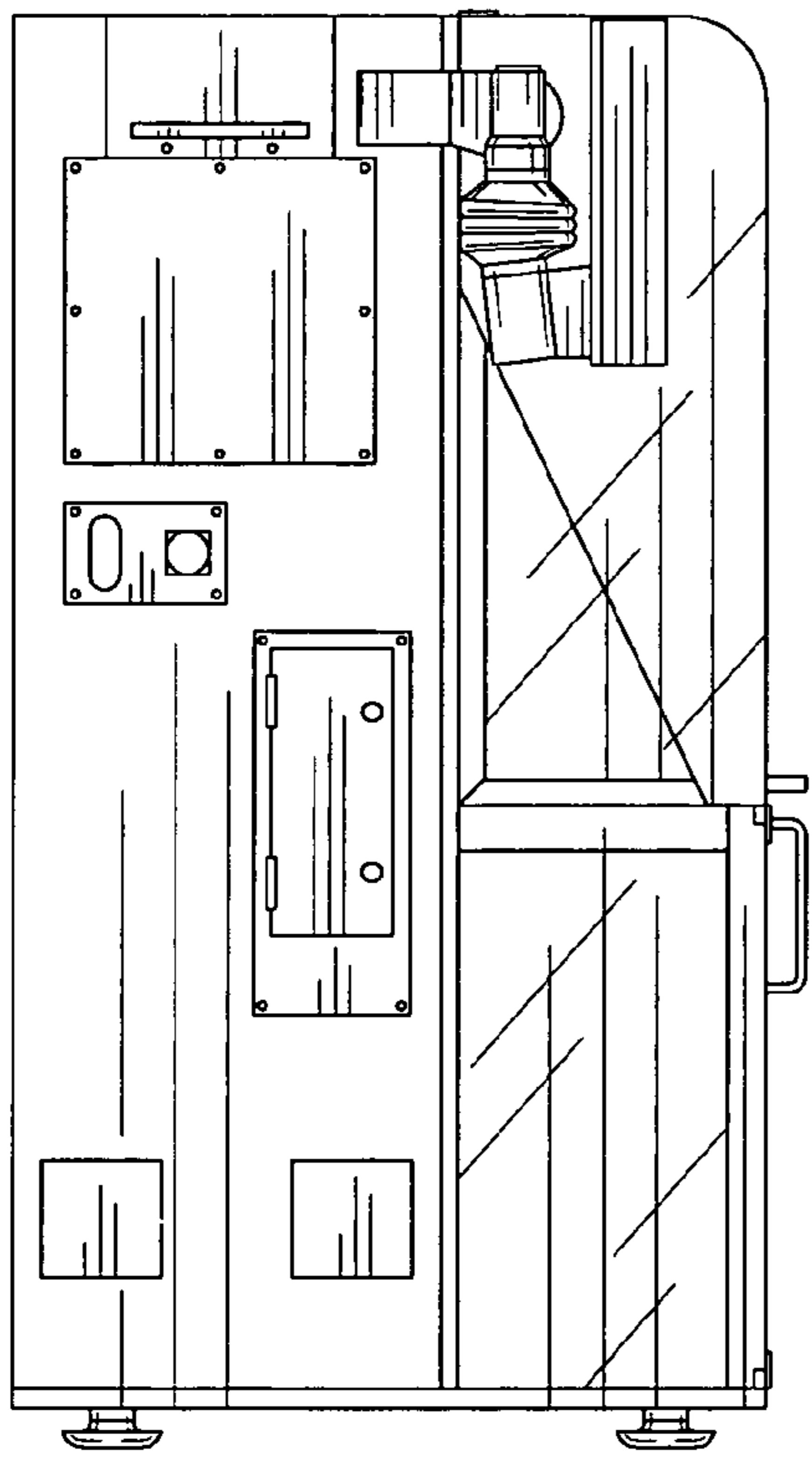


FIG. 4

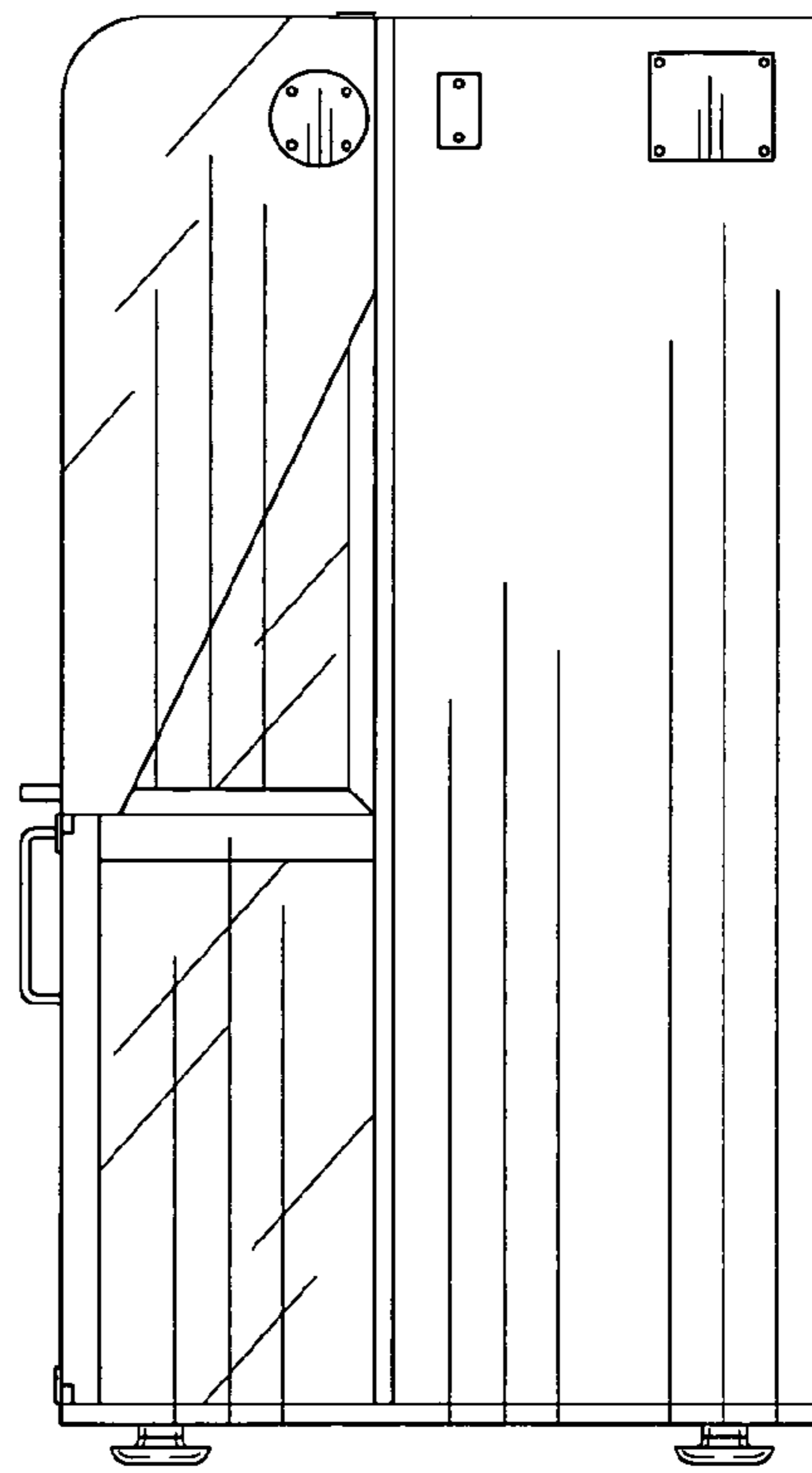


FIG. 5

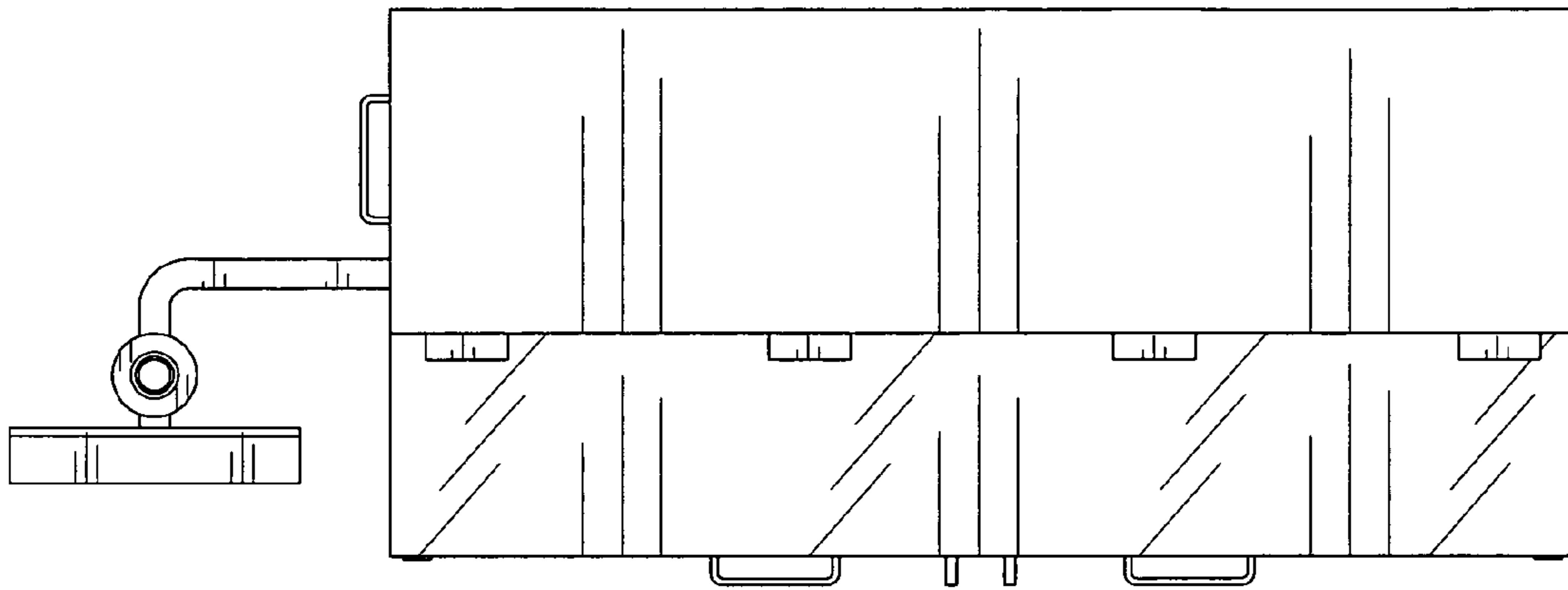


FIG. 6

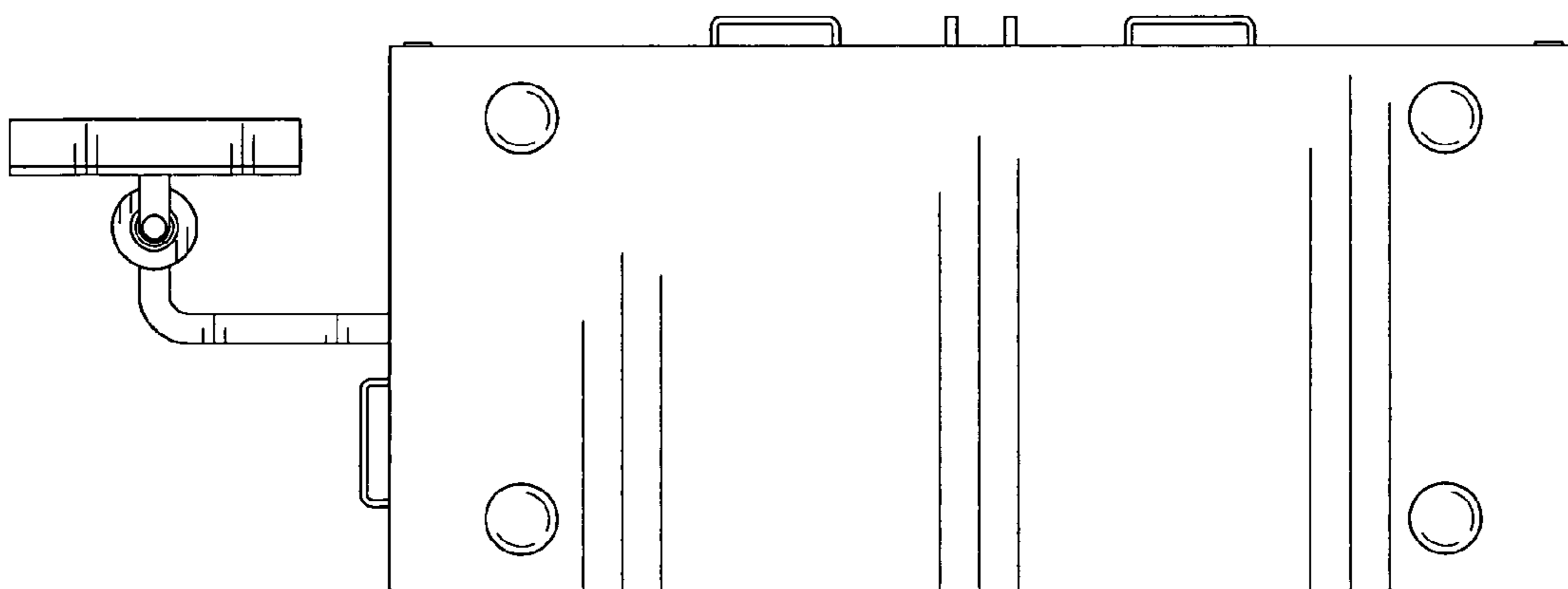


FIG. 7