



US00D648774S

(12) **United States Design Patent**
Pulito et al.

(10) **Patent No.:** **US D648,774 S**
(45) **Date of Patent:** **** Nov. 15, 2011**

(54) **WICKING BAR FOR SAFETY EYEWEAR**

(75) Inventors: **Brett Pulito**, Blackstone, MA (US);
Jason Gleason, West Greenwich, RI
(US); **Ray Curci**, Smithfield, RI (US)

(73) Assignee: **Sperian Eye & Face Protection, Inc.**,
Smithfield, RI (US)

(**) Term: **14 Years**

(21) Appl. No.: **29/344,356**

(22) Filed: **Sep. 28, 2009**

(51) **LOC (9) Cl.** **16-06**

(52) **U.S. Cl.** **D16/331; D16/315**

(58) **Field of Classification Search** D16/101,
D16/300-342; D29/109-110; D24/110.2;
351/41, 44, 51-52, 62, 158, 92, 103-123,
351/140, 153, 45-46; 2/426-432, 447-449,
2/441, 434-437, 13, 15; D21/483, 659-661

See application file for complete search history.

(56) **References Cited**

U.S. PATENT DOCUMENTS

2,393,837	A	1/1946	Swanson	
2,496,969	A	2/1950	Wentworth	
3,133,982	A *	5/1964	Janz	351/62
3,419,909	A	1/1969	Spain	
4,730,915	A	3/1988	Jannard	
4,934,807	A	6/1990	Bolle et al.	
4,955,087	A	9/1990	Perez et al.	
5,056,163	A	10/1991	Chou	
5,319,396	A *	6/1994	Cesarczyk	351/62
D354,502	S *	1/1995	Mekari	D16/334
5,495,303	A	2/1996	Kolentsi	
D391,598	S *	3/1998	Simioni	D16/326
5,740,556	A	4/1998	Brown	

(Continued)

FOREIGN PATENT DOCUMENTS

FR 2649497 A1 1/1991

OTHER PUBLICATIONS

Promopeddler.com, "http://www.promopeddler.com/safety_glasses/".

Primary Examiner — Raphael Barkai

(74) *Attorney, Agent, or Firm* — Barlow, Josephs & Holmes, Ltd.

(57) **CLAIM**

The ornamental design for a wicking bar for safety eyewear, as shown and described.

DESCRIPTION

FIG. 1 is a front perspective view of the wicking bar in accordance with the present invention, the dashed lines forming no part of the claimed design;

FIG. 2 is a front view thereof, the dashed lines forming no part of the claimed design;

FIG. 3 is a rear view thereof, the dashed lines forming no part of the claimed design;

FIG. 4 is a right view thereof, the dashed lines forming no part of the claimed design;

FIG. 5 is a left view thereof, the dashed lines forming no part of the claimed design;

FIG. 6 is a top view thereof, the dashed lines forming no part of the claimed design;

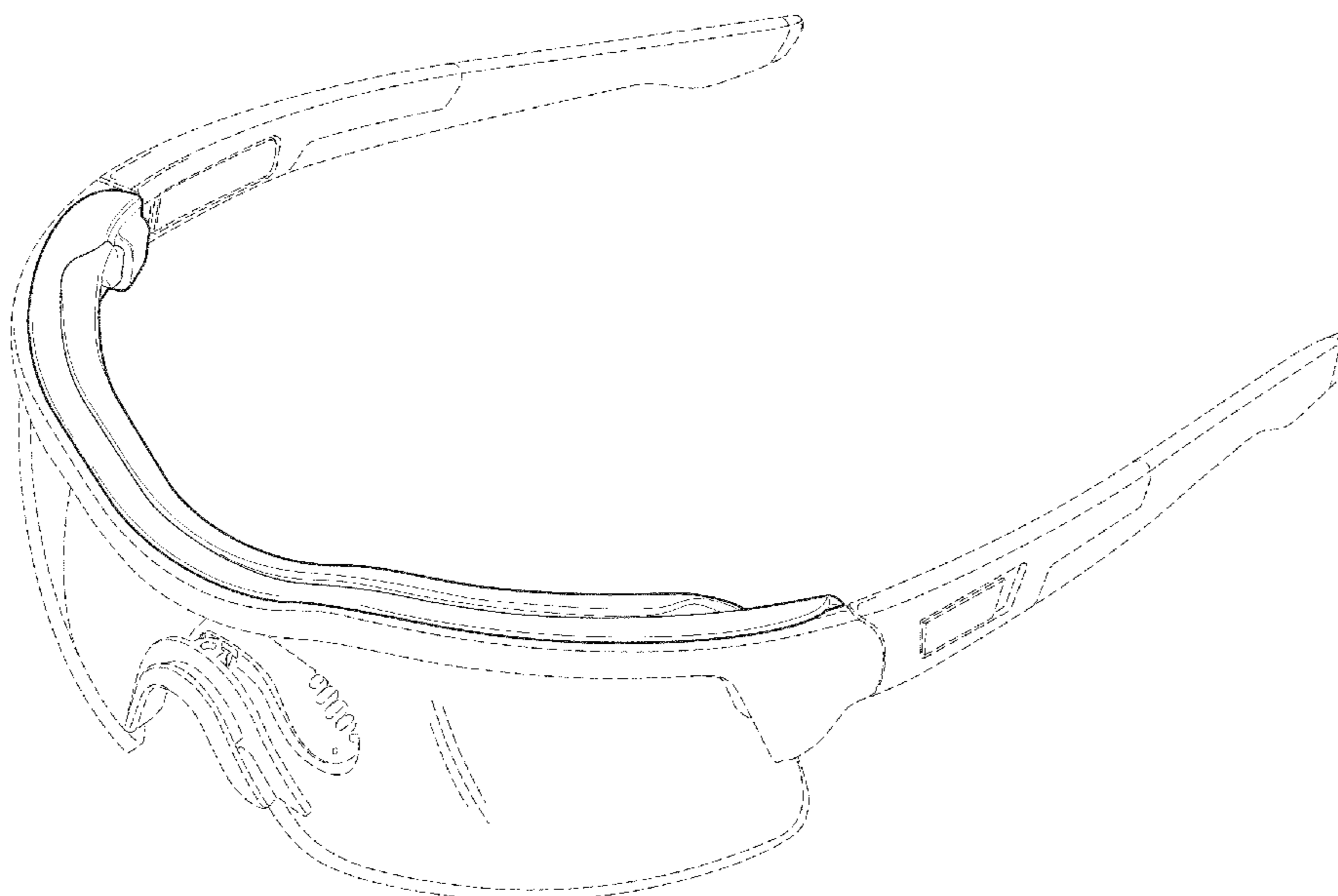
FIG. 7 is bottom view thereof, the dashed lines forming no part of the claimed design;

FIG. 8 is a front perspective view of the wicking bar shown attached to safety eyewear where the broken lines form no part of the present invention;

FIG. 9 is an exploded view of the wicking bar; and,

FIG. 10 is front perspective view of the wicking bar shown with an absorbent sleeve where the broken lines form no part of the present invention.

1 Claim, 10 Drawing Sheets



US D648,774 S

Page 2

U.S. PATENT DOCUMENTS

D414,197	S *	9/1999	Walton	D16/340	6,959,988	B1 *	11/2005	Sheldon	351/106
6,257,719	B1	7/2001	Pavlak			7,093,303	B2	8/2006	Thorson		
6,282,727	B1 *	9/2001	Lindahl	2/428	D551,281	S *	9/2007	Lee	D16/314
6,481,845	B1	11/2002	Gazzara			D565,638	S *	4/2008	Estrem	D16/340
D485,569	S *	1/2004	Hsu	D16/313	D565,640	S *	4/2008	Estrem	D16/340
6,896,365	B1 *	5/2005	Lin	351/62	2006/0066807	A1	3/2006	Jackson		

* cited by examiner

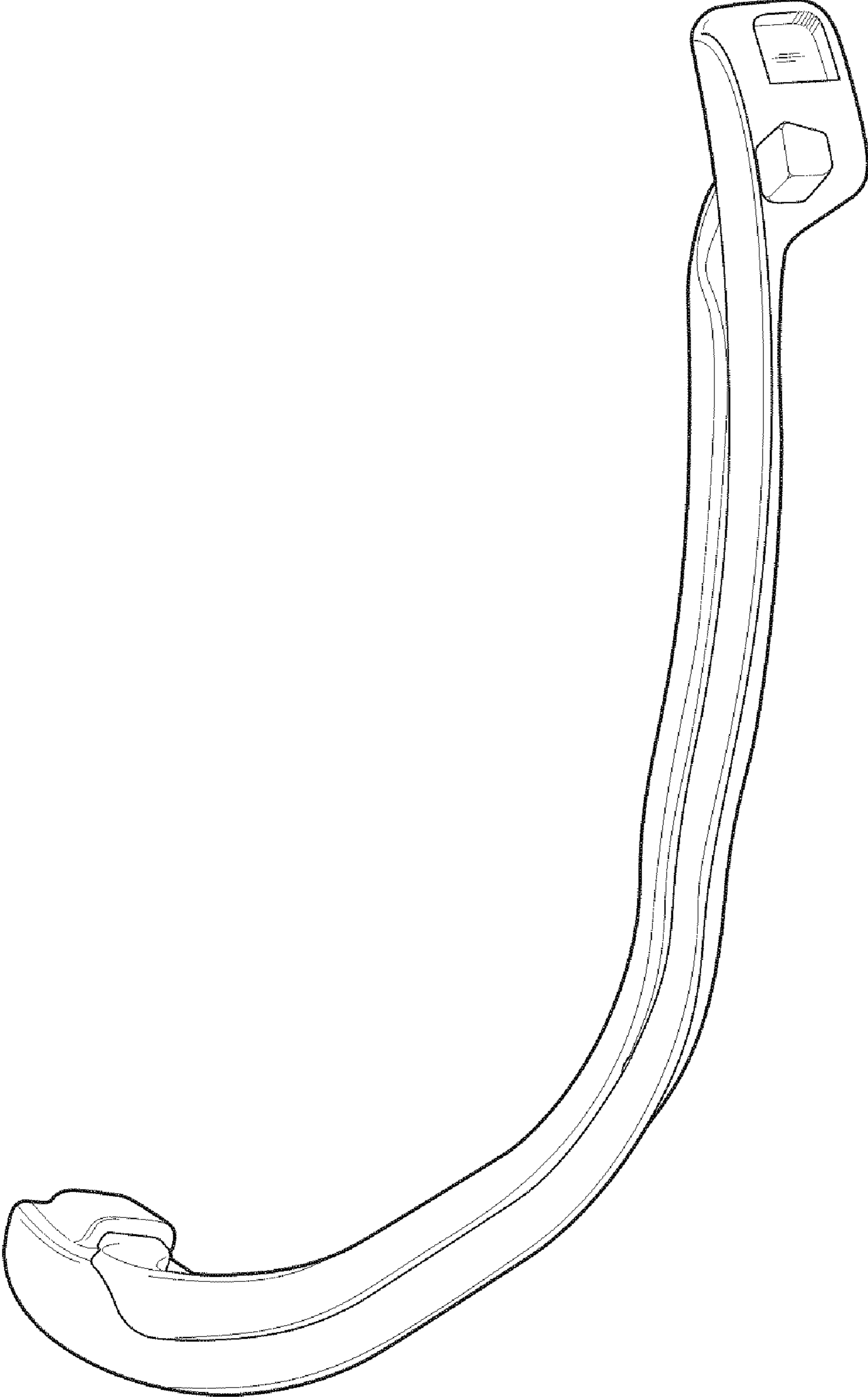


Fig. 1

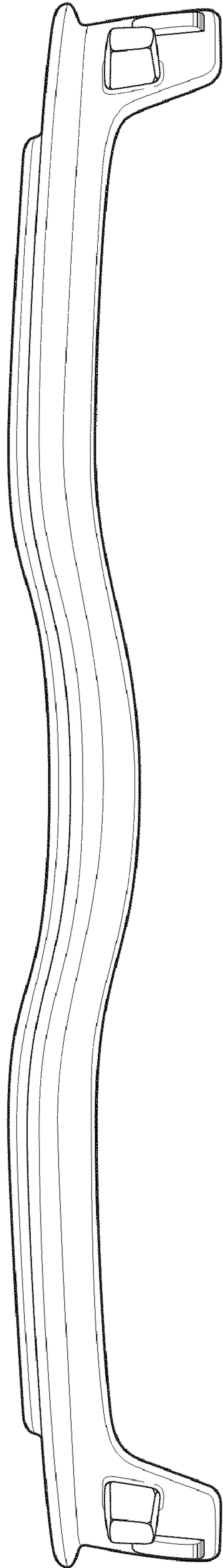


Fig. 2

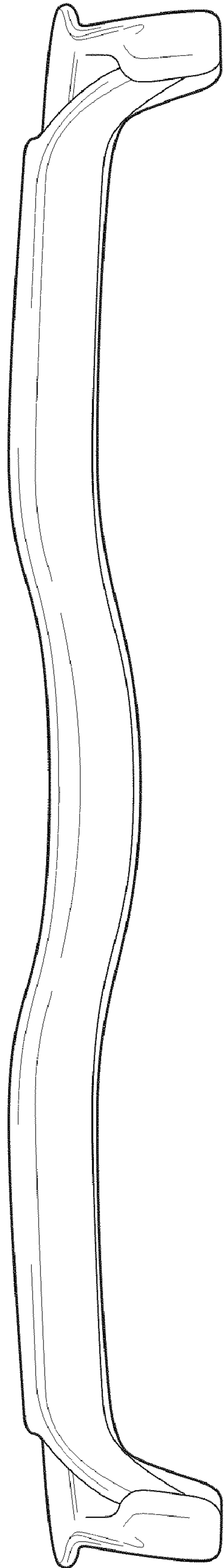


Fig. 3

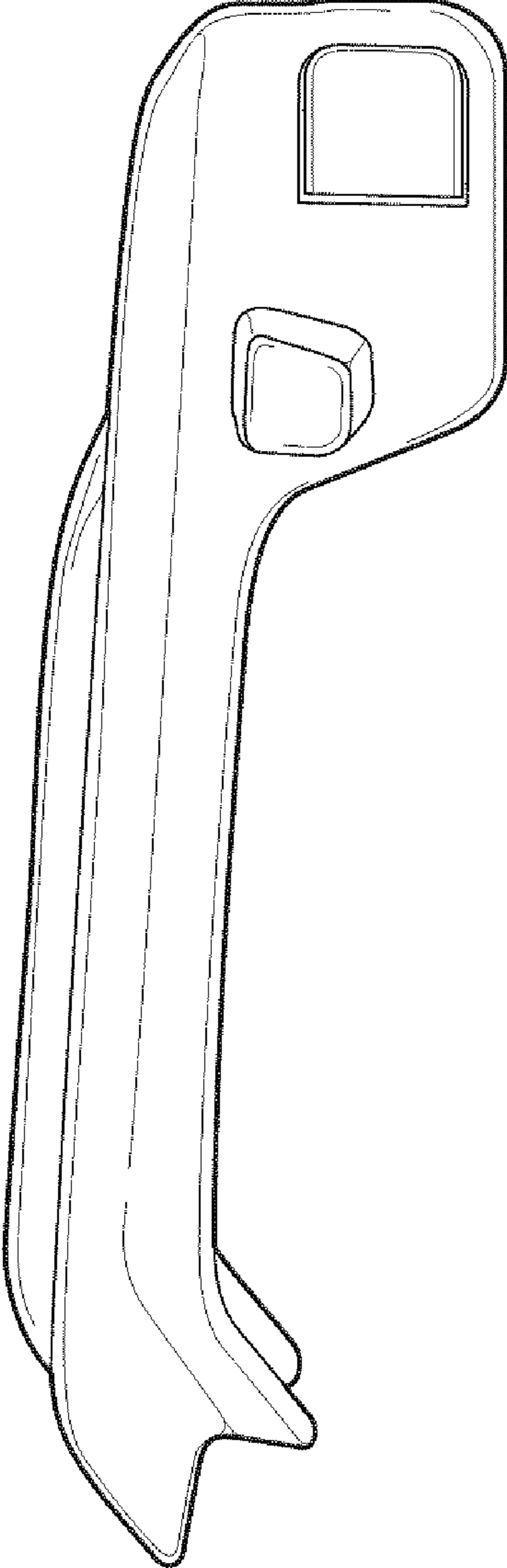


Fig. 4



Fig. 5




Fig. 6

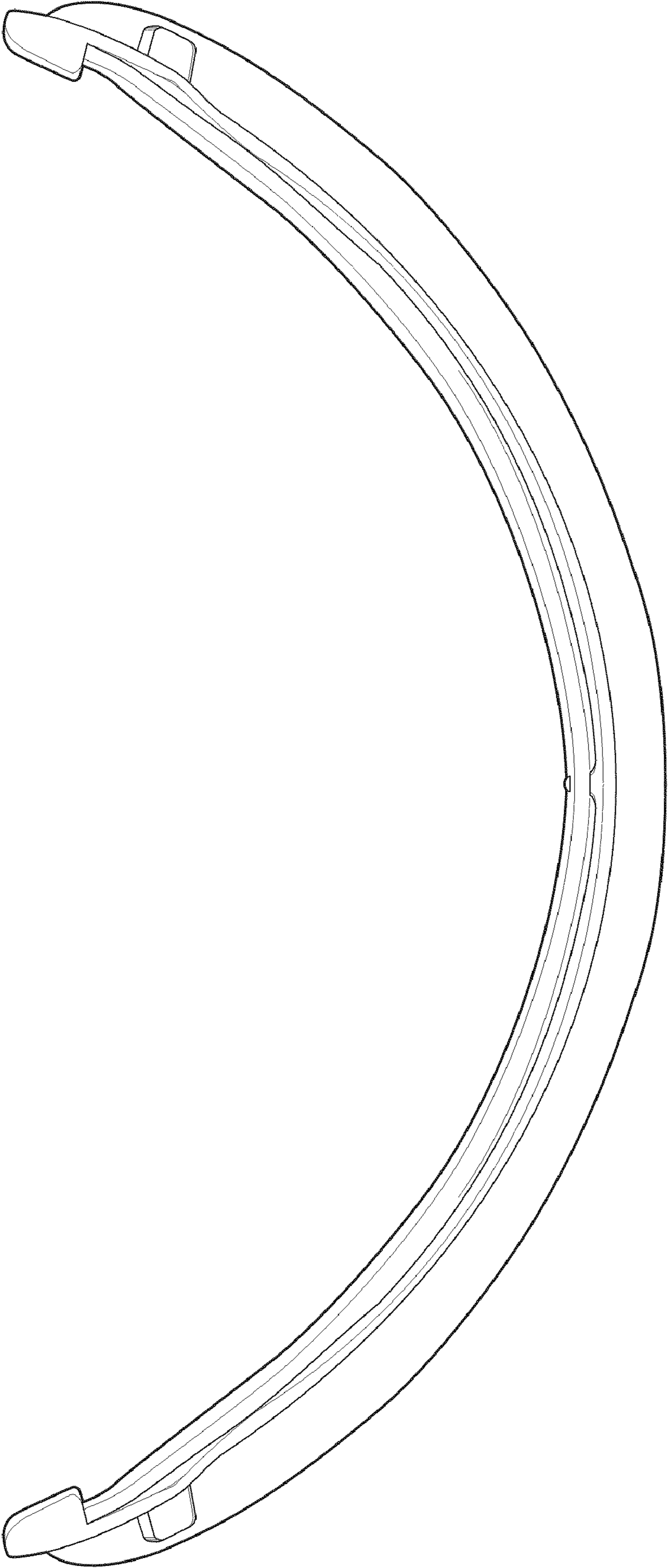


Fig. 7

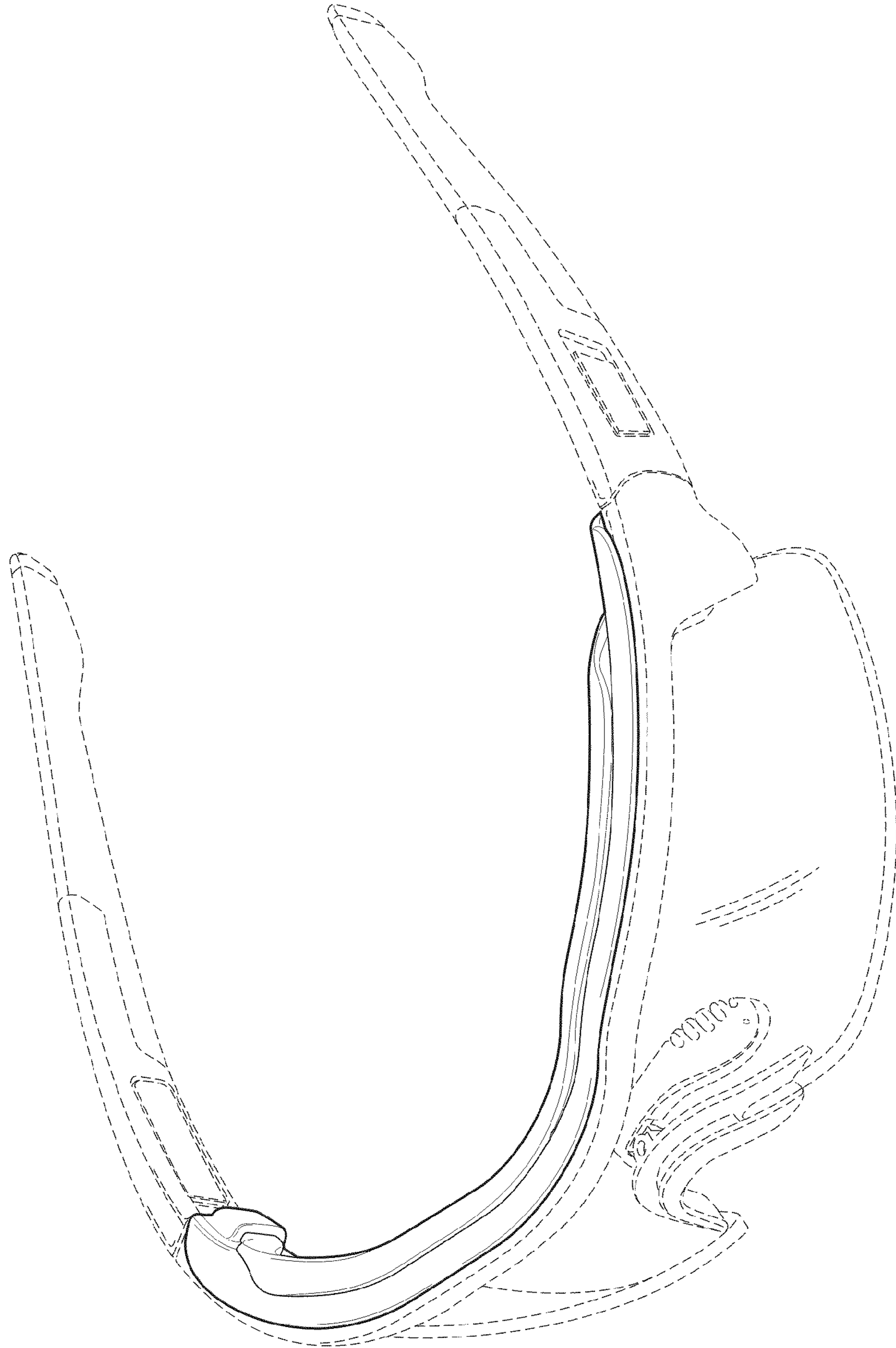


Fig. 8

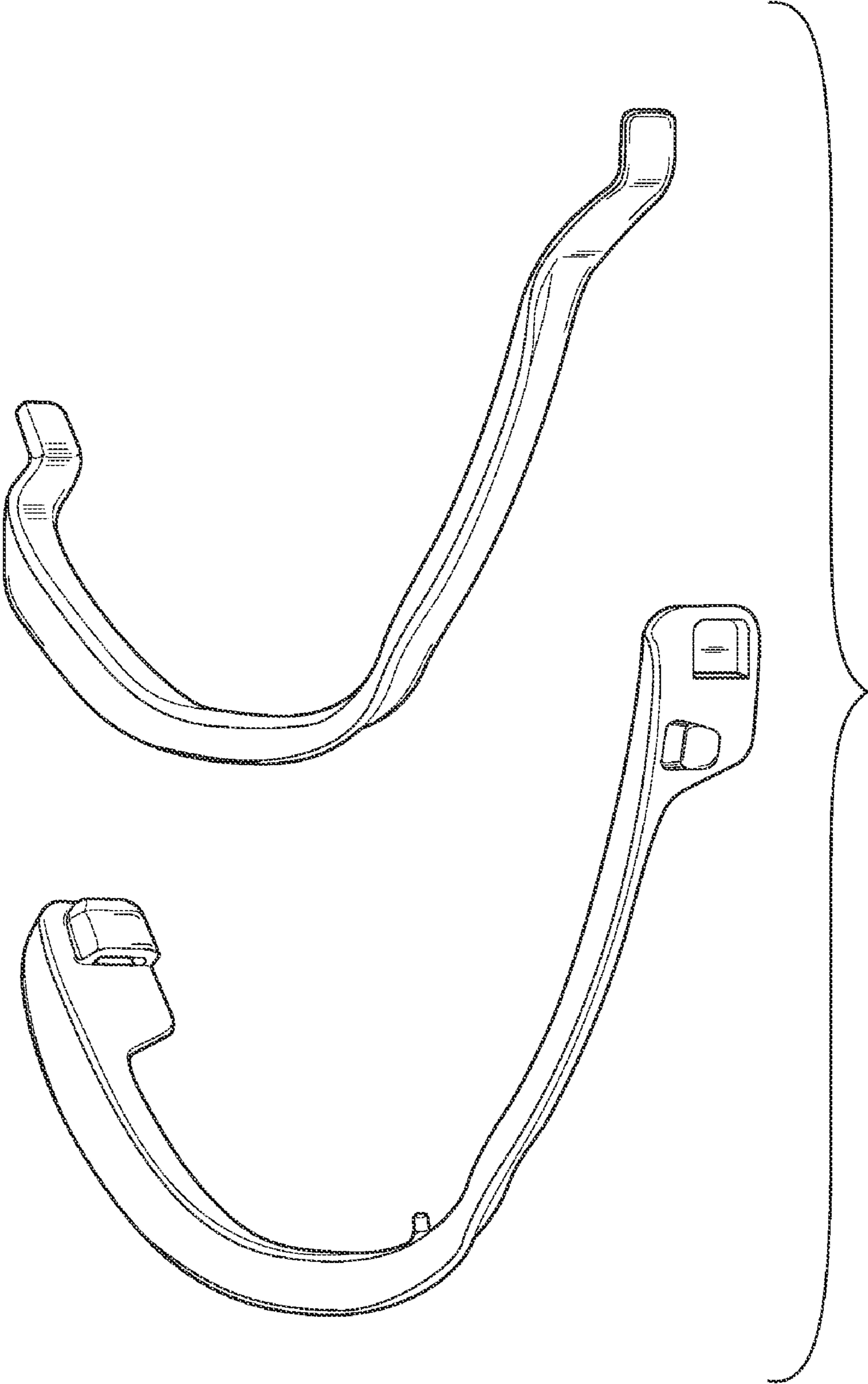


Fig. 9

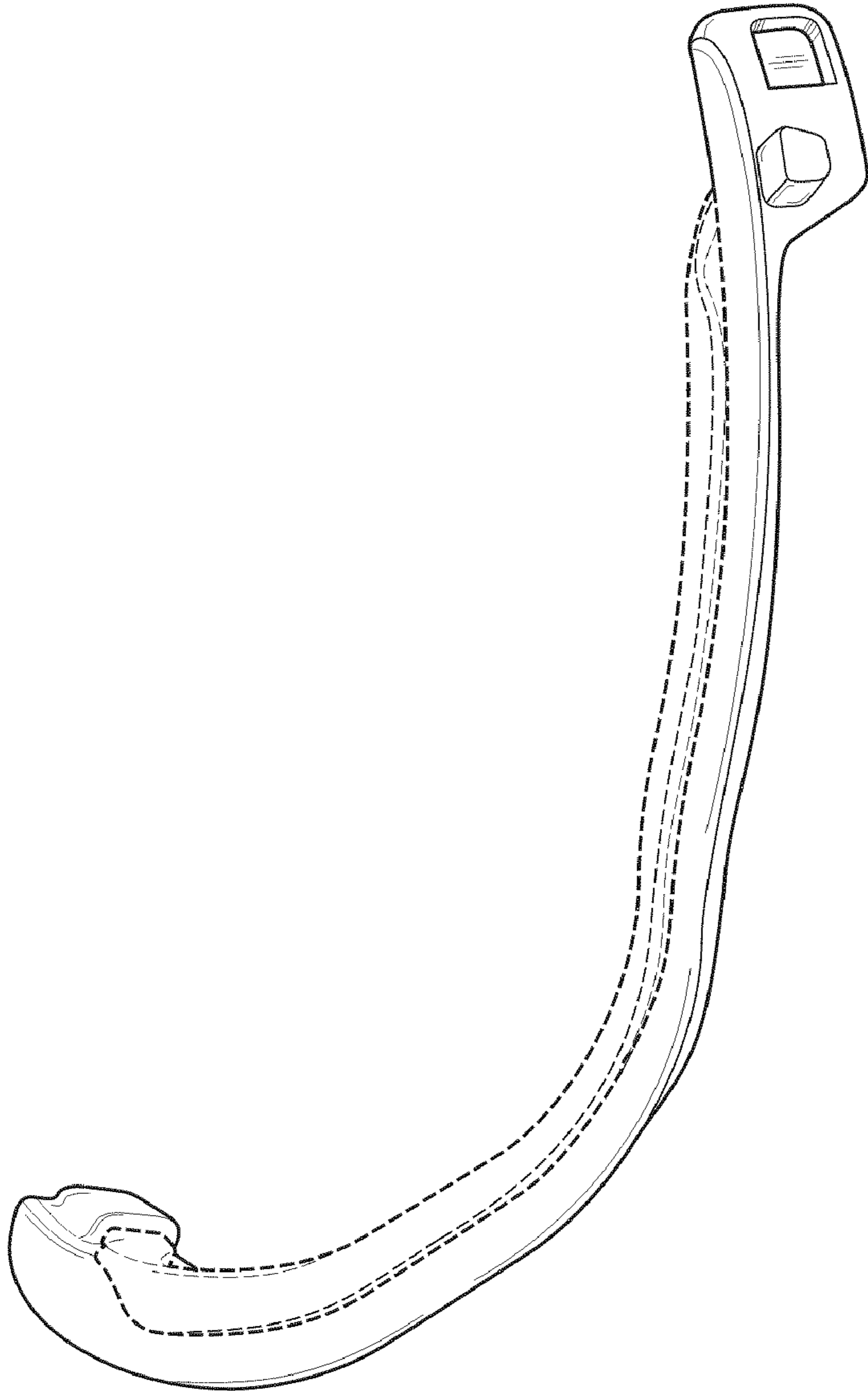


Fig. 10