



US00D648743S

(12) **United States Design Patent**
Chang

(10) **Patent No.:** **US D648,743 S**

(45) **Date of Patent:** **** Nov. 15, 2011**

(54) **MUSIC PLAYER**

(75) Inventor: **An-Chi Chang**, Taipei (TW)

(73) Assignees: **Silitek Electronic (Guangzhou) Co., Ltd.**, Guangzhou (CN); **Lite-On Technology Corporation**, Taipei (TW)

(**) Term: **14 Years**

(21) Appl. No.: **29/386,424**

(22) Filed: **Mar. 1, 2011**

(51) **LOC (9) Cl.** **14-03**

(52) **U.S. Cl.** **D14/496; D14/188; D14/170; D14/168**

(58) **Field of Classification Search** D14/496, D14/401, 435, 474, 483, 217, 137, 138, 160, D14/168, 356, 203.1-203.8, 507; 345/156, 345/169, 173-179, 905; 715/727-729, 864; 710/1, 5, 8; 713/1, 600; 455/1.1, 1.7, 73, 455/344-347, 93, 95, 3.01-3.06, 550.1, 573.1; 370/342-344; 369/1, 2, 6-12; 463/43-47; 273/148 B

See application file for complete search history.

(56) **References Cited**

U.S. PATENT DOCUMENTS

4,676,619 A * 6/1987 Woolley 396/432
D319,057 S * 8/1991 Oura D14/163

D328,744 S * 8/1992 Kojima D14/163
D341,140 S * 11/1993 Uehara D14/168
5,471,659 A * 11/1995 Wong 455/132
D381,983 S * 8/1997 Nagai D14/168
D440,957 S * 4/2001 Grinkus D14/170
6,328,570 B1 * 12/2001 Ng 434/307 A
D454,856 S * 3/2002 Kobayashi D14/168
D577,709 S * 9/2008 Skurdal D14/171
D583,358 S * 12/2008 Joseph D14/171
D622,258 S * 8/2010 Joseph D14/171
D622,260 S * 8/2010 Poandl D14/171

* cited by examiner

Primary Examiner — Prabhakar Deshmukh

(74) *Attorney, Agent, or Firm* — Li & Cai Intellectual Property (USA) Office

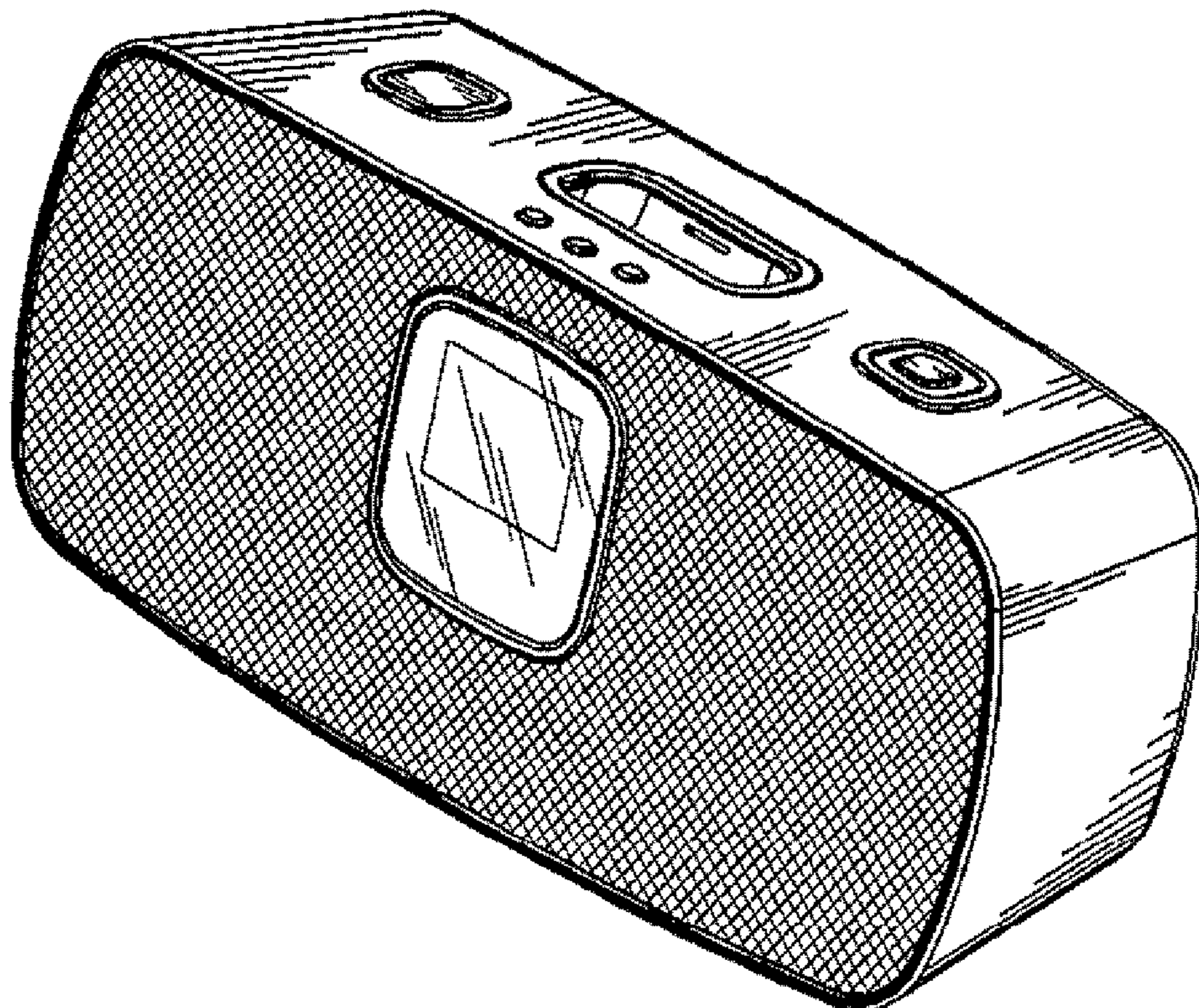
(57) **CLAIM**

The ornamental design for a “music player,” as shown and described.

DESCRIPTION

FIG. 1 is a perspective view of a “music player” showing my new design;
FIG. 2 is a front view thereof;
FIG. 3 is a rear view thereof;
FIG. 4 is a left side view thereof;
FIG. 5 is a right side view thereof;
FIG. 6 is a top view thereof; and,
FIG. 7 is a bottom view thereof.

1 Claim, 4 Drawing Sheets



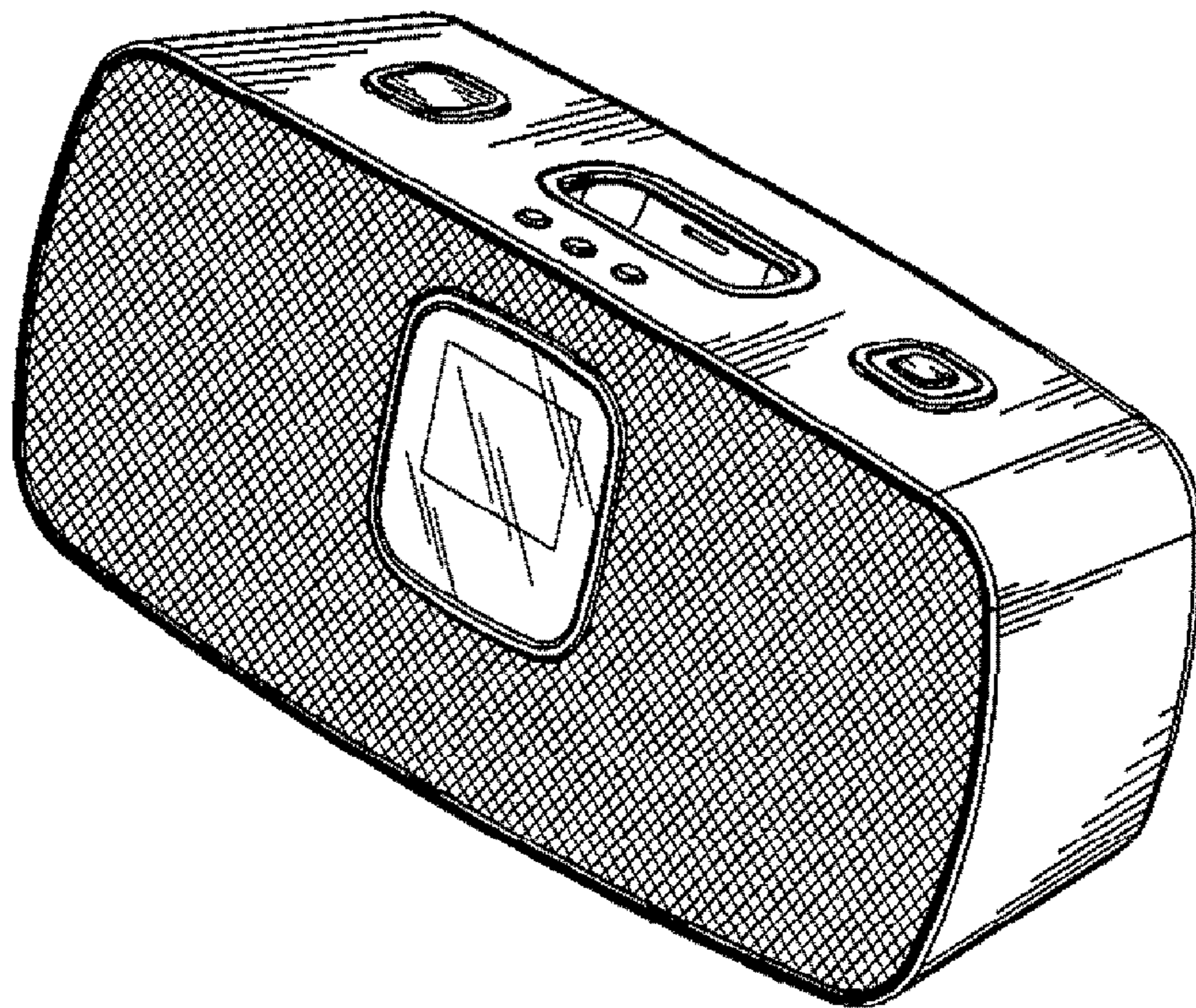


FIG. 1




FIG. 2

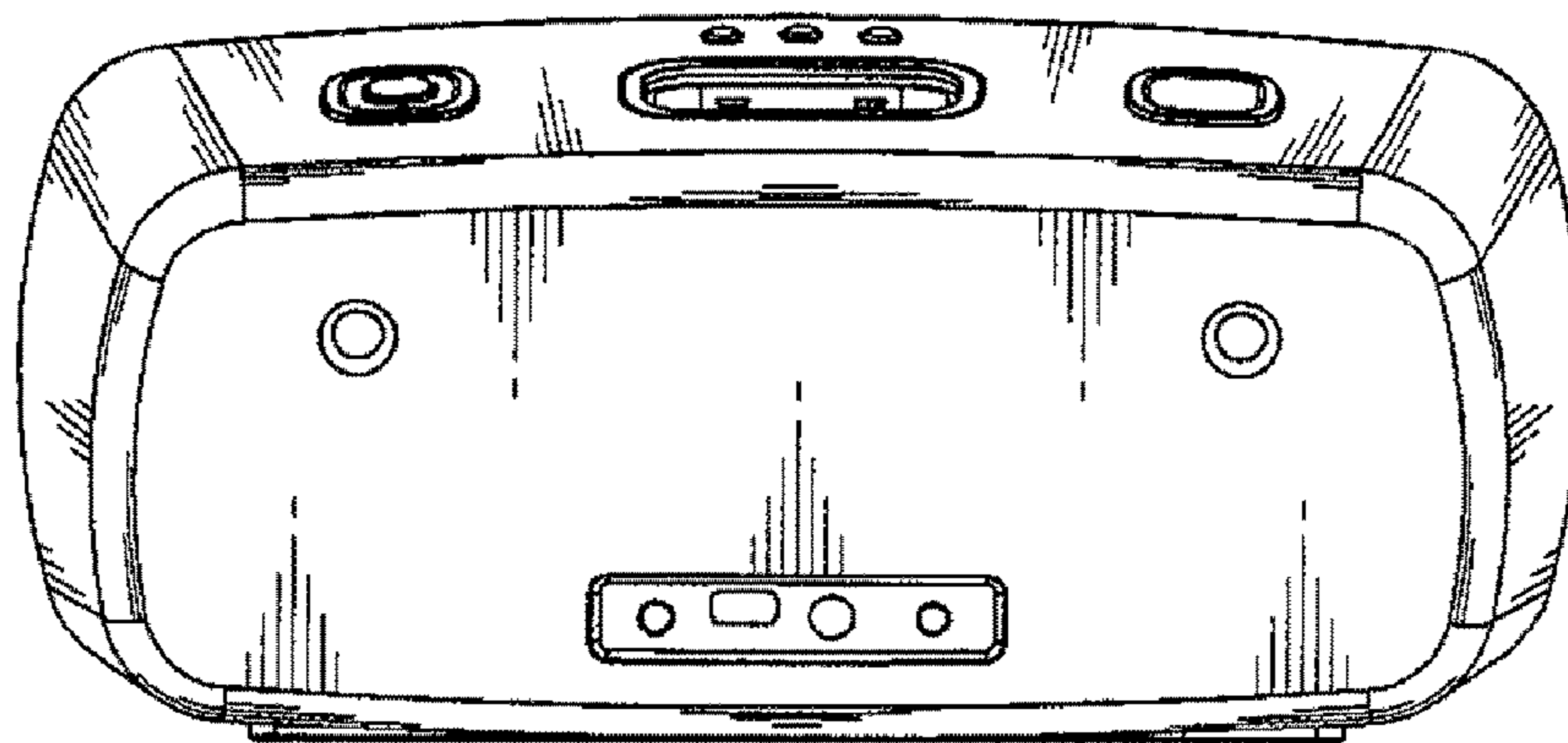


FIG. 3




FIG. 4




FIG. 5

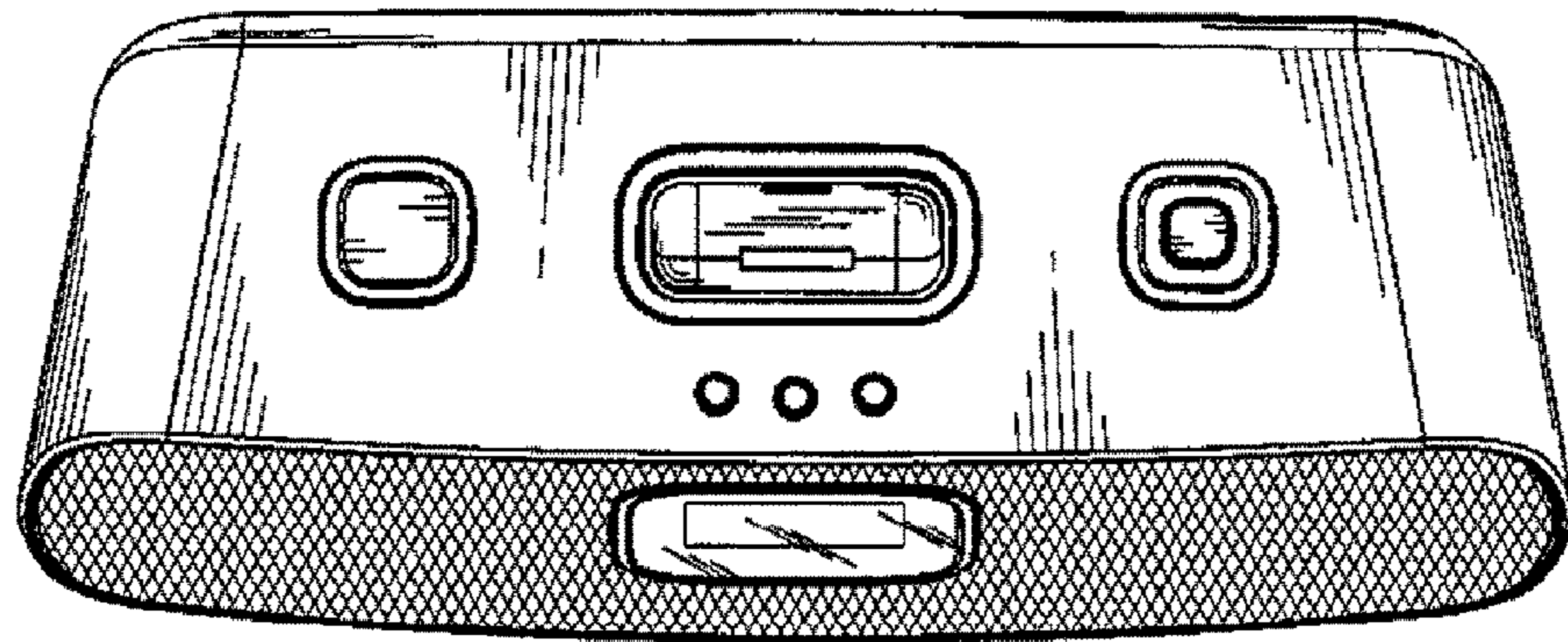


FIG. 6

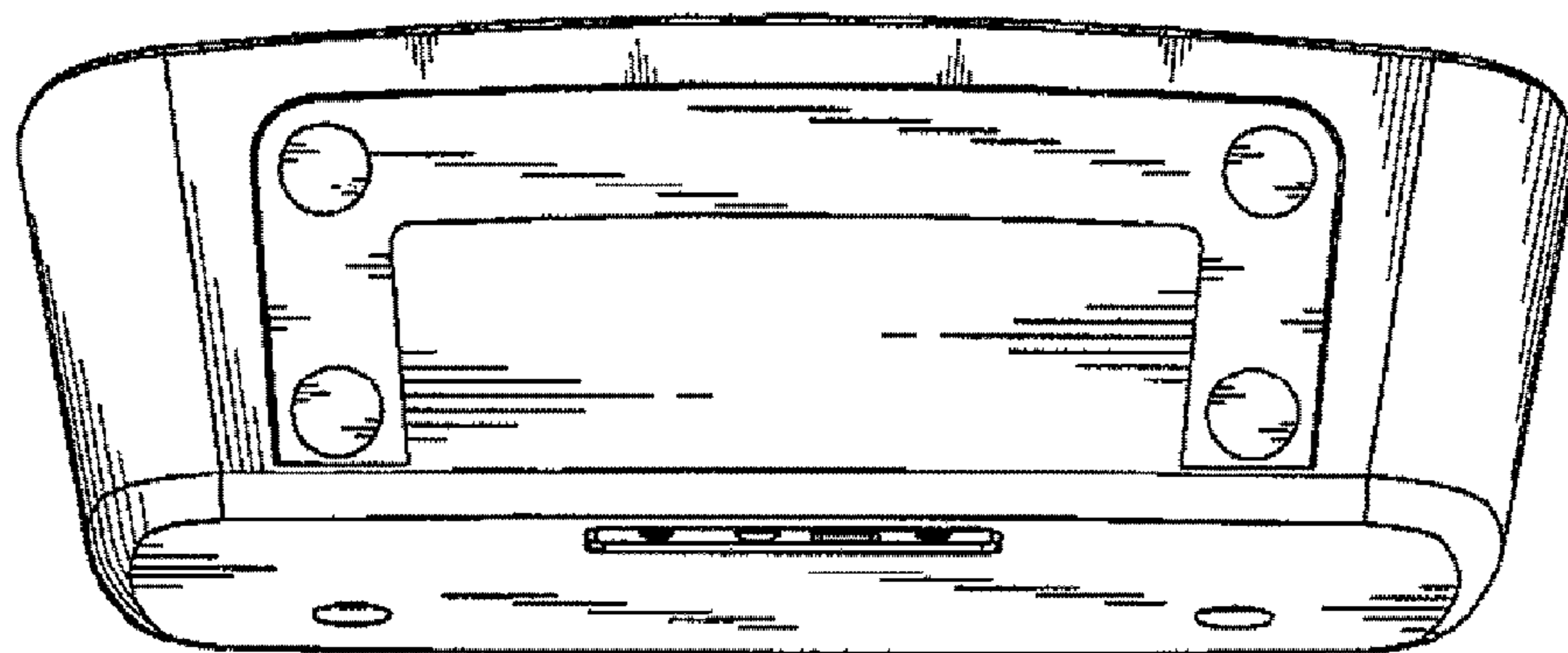


FIG. 7