



US00D648705S

(12) **United States Design Patent**
Hofer et al.

(10) **Patent No.:** **US D648,705 S**

(45) **Date of Patent:** **** Nov. 15, 2011**

(54) **HANDHELD ELECTRONIC DEVICE**

(75) Inventors: **Joseph Michael Hofer**, Kitchener (CA);
Todd Andrew Wood, Toronto (CA);
Ingve Holmung, Toronto (CA); **Di Tao**,
Toronto (CA); **Brian Dennis Paschke**,
Toronto (CA); **Alina Claudia Oprea**,
Waterloo (CA)

(73) Assignee: **Research In Motion Limited**, Waterloo,
Ontario (CA)

(**) Term: **14 Years**

(21) Appl. No.: **29/394,753**

(22) Filed: **Jun. 21, 2011**

Related U.S. Application Data

(63) Continuation of application No. 29/391,094, filed on
May 3, 2011.

(51) **LOC (9) Cl.** **14-03**

(52) **U.S. Cl.** **D14/203.7; D14/496; D14/203.3**

(58) **Field of Classification Search** D14/496,
D14/401, 435, 474, 483, 217, 137, 138, 160,
D14/168, 356, 203.1–203.8, 507; 345/156,
345/169, 173–179, 905; 715/727–729, 864;
710/1, 5, 8; 713/1, 600; 455/1.1, 1.7, 73,
455/344–347, 93, 95, 3.01–3.06, 550.1, 573.1;
370/342–344; 369/1, 2, 6–12; 463/43–47;
273/148 B

See application file for complete search history.

(56) **References Cited**

U.S. PATENT DOCUMENTS

D504,442	S	*	4/2005	Kim	D14/203.7
6,920,344	B2	*	7/2005	Jang	455/575.5
D516,083	S	*	2/2006	Kataoka	D14/203.7
7,258,449	B2	*	8/2007	Chong et al.	353/85
D558,787	S	*	1/2008	Yu et al.	D14/496
D558,834	S	*	1/2008	Au Yeung	D21/329
D561,198	S	*	2/2008	Zhang	D14/496
D565,599	S	*	4/2008	Jang et al.	D14/496
D567,254	S	*	4/2008	Lee	D14/496

* cited by examiner

Primary Examiner — Prabhakar Deshmukh

(57) **CLAIM**

We claim the ornamental design for a handheld electronic device, as shown and described.

DESCRIPTION

FIG. 1 is a front perspective view of a handheld electronic device;

FIG. 2 is a back perspective view of the handheld electronic device;

FIG. 3 is a front elevational view thereof;

FIG. 4 is a back elevational view thereof;

FIG. 5 is a right elevational view thereof;

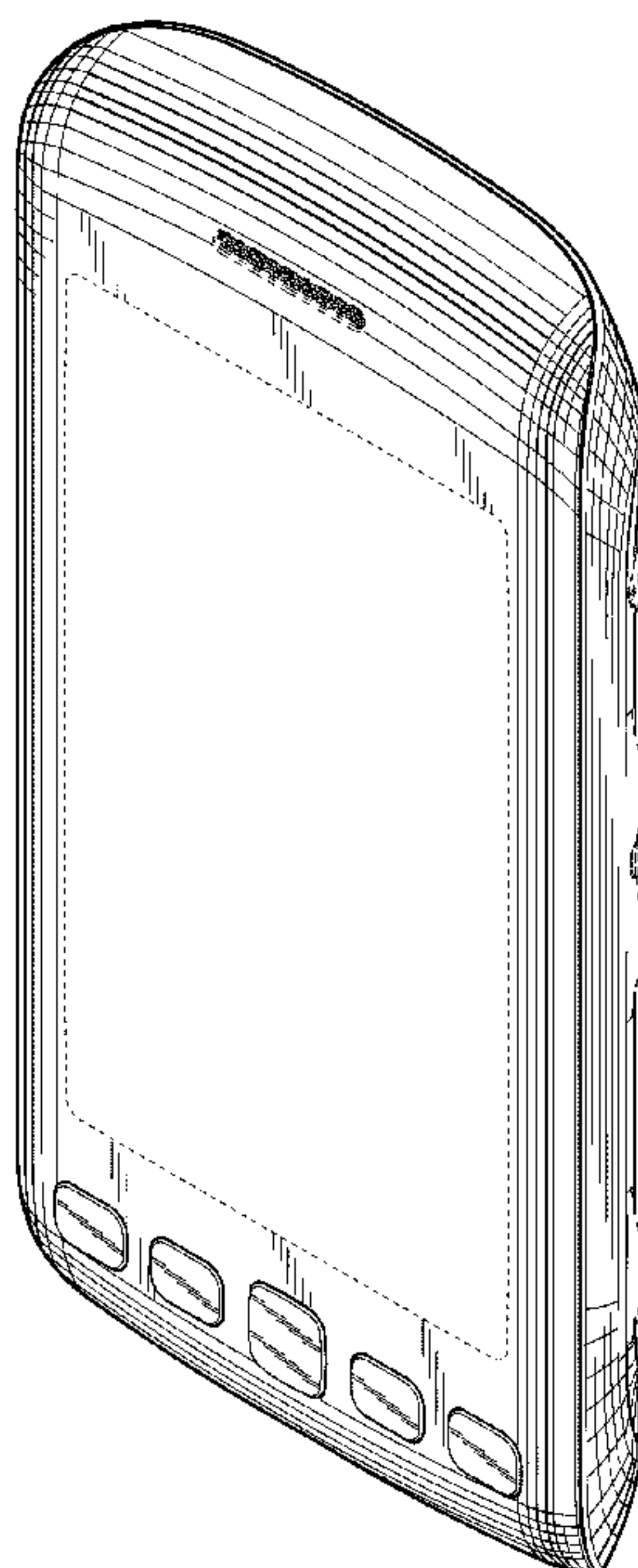
FIG. 6 is a left elevational view thereof;

FIG. 7 is a top plan view thereof; and,

FIG. 8 is a bottom plan view thereof.

The broken lines adjacent to the shade lines define the boundary of the design. Other broken lines illustrate the disclaimed portions of the design. None of the broken lines form part of the claimed design.

1 Claim, 6 Drawing Sheets



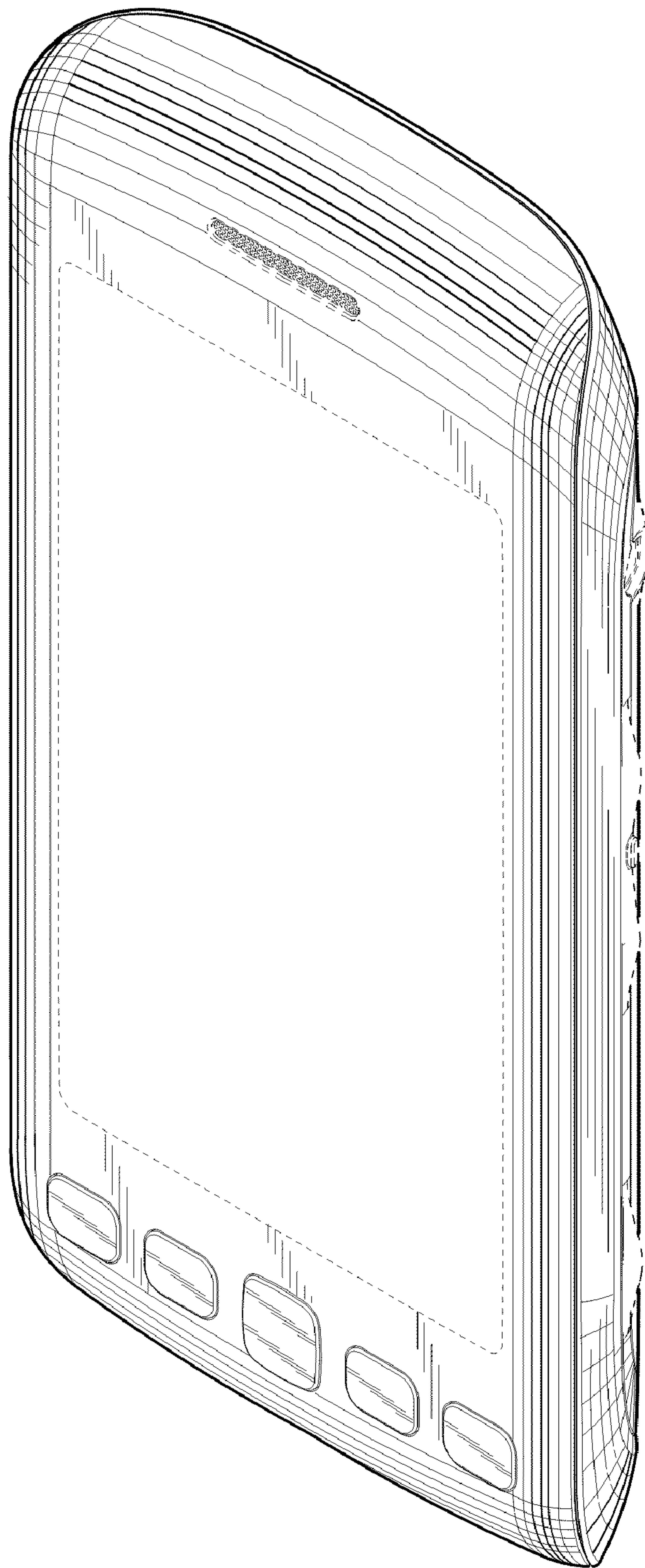


FIG. 1

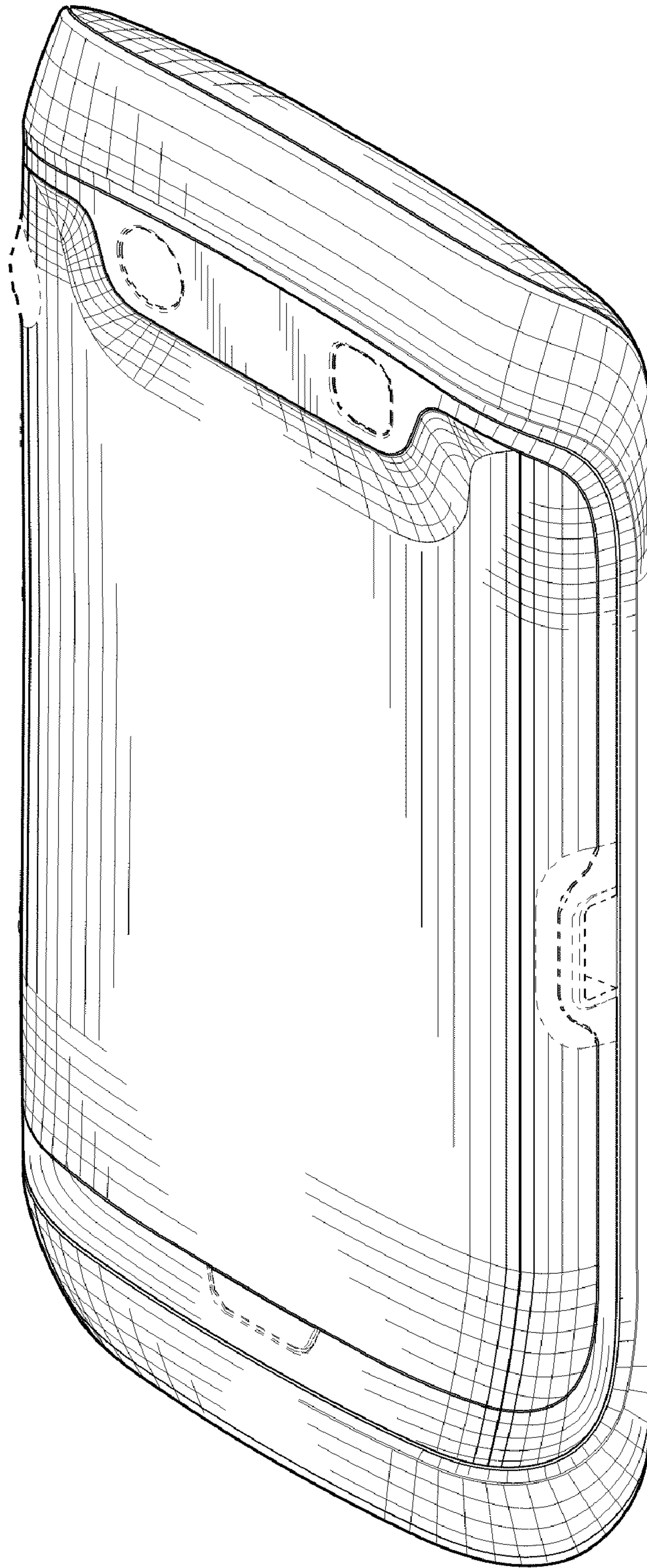


FIG.2




FIG.3

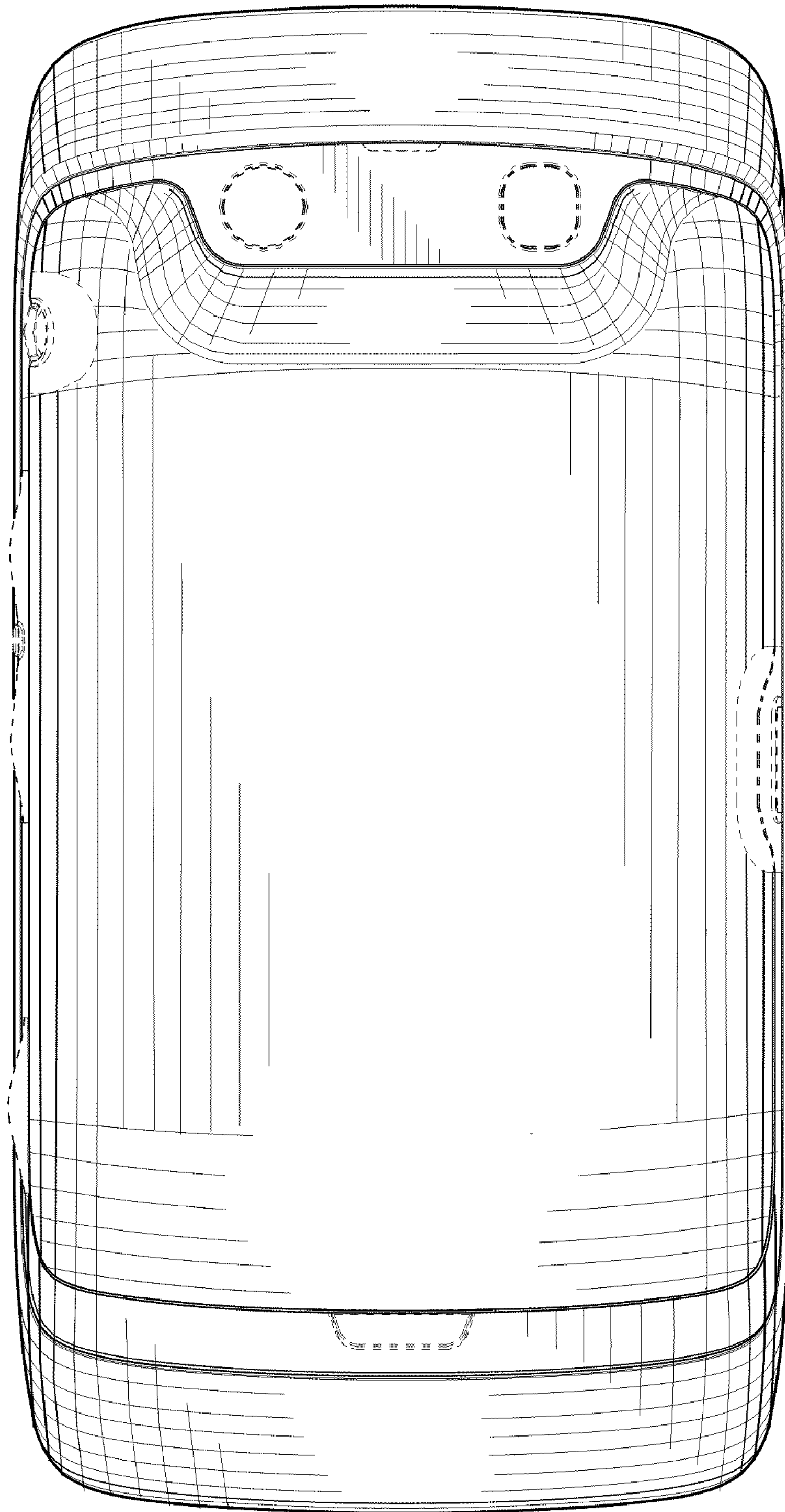


FIG.4

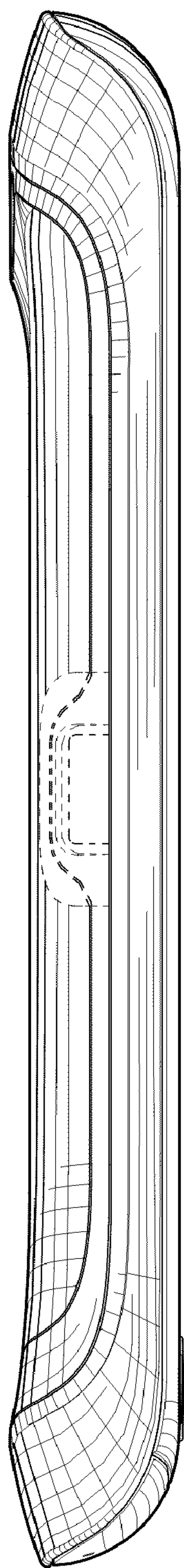


FIG. 5

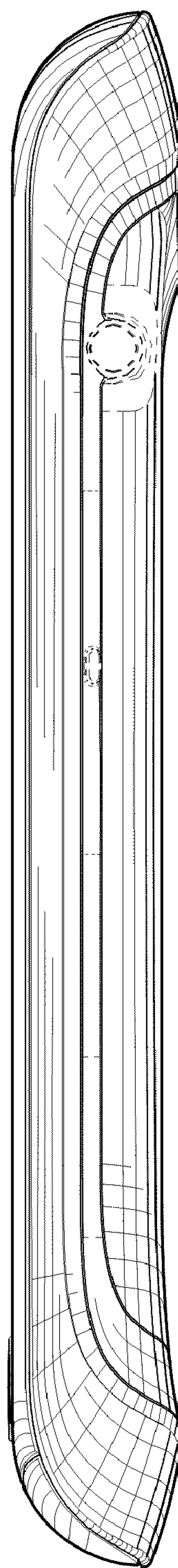


FIG. 6




FIG. 7




FIG. 8