

US00D648680S

(12) **United States Design Patent**  
**He**

(10) **Patent No.:** **US D648,680 S**

(45) **Date of Patent:** **\*\* Nov. 15, 2011**

(54) **ELECTRICAL CONNECTOR**

(75) Inventor: **Jia-Yong He**, Kunshan (CN)

(73) Assignee: **Hon Hai Precision Ind. Co., Ltd.**, New Taipei (TW)

(\*\*) Term: **14 Years**

(21) Appl. No.: **29/375,217**

(22) Filed: **Sep. 19, 2010**

(30) **Foreign Application Priority Data**

Mar. 18, 2010 (CN) ..... 2010 30 121075

(51) **LOC (9) Cl.** ..... **13-03**

(52) **U.S. Cl.** ..... **D13/147**

(58) **Field of Classification Search** ..... D13/147,  
D13/154, 184; 439/476.1, 483, 527, 533,  
439/607.01, 607.04, 607.05, 607.17, 607.25,  
439/607.34, 607.41, 607.53, 892, 894  
See application file for complete search history.

(56) **References Cited**

**U.S. PATENT DOCUMENTS**

D418,480 S *	1/2000	Yeh	.....	D13/147
D446,774 S *	8/2001	Zhu et al.	.....	D13/147
D465,768 S *	11/2002	Zhu et al.	.....	D13/147
D500,988 S *	1/2005	Moriwake et al.	.....	D13/147
D520,953 S *	5/2006	Moriwake et al.	.....	D13/147
D600,645 S *	9/2009	Gu et al.	.....	D13/147

D602,438 S *	10/2009	Gu et al.	.....	D13/147
7,727,026 B2 *	6/2010	Qin et al.	.....	439/660
2008/0057786 A1 *	3/2008	Gu et al.	.....	439/607

\* cited by examiner

*Primary Examiner* — Daniel Bui

(74) *Attorney, Agent, or Firm* — Wei Te Chung; Andrew C. Cheng; Ming Chieh Chang

(57) **CLAIM**

The ornamental design for an electrical connector, as shown and described.

**DESCRIPTION**

The patent or application file contains at least one drawing executed in color. Copies of this patent or patent application publication with color drawing(s) will be provided by the Office upon request and payment of the necessary fee.

FIG. 1 is a perspective view of an electrical connector showing our new design;

FIG. 2 is a front elevational view thereof;

FIG. 3 is a rear elevational view thereof;

FIG. 4 is a left side elevational view thereof;


FIG. 5 is a right side elevational view thereof;

FIG. 6 is a top plan view thereof; and,

FIG. 7 is a bottom plan view thereof.

The broken line showing in the drawing views is included to show unclaimed subject matter only and forms no part of the claimed design.

**1 Claim, 7 Drawing Sheets**  
**(7 of 7 Drawing Sheet(s) Filed in Color)**






FIG. 1




FIG. 2




FIG. 3




FIG. 4

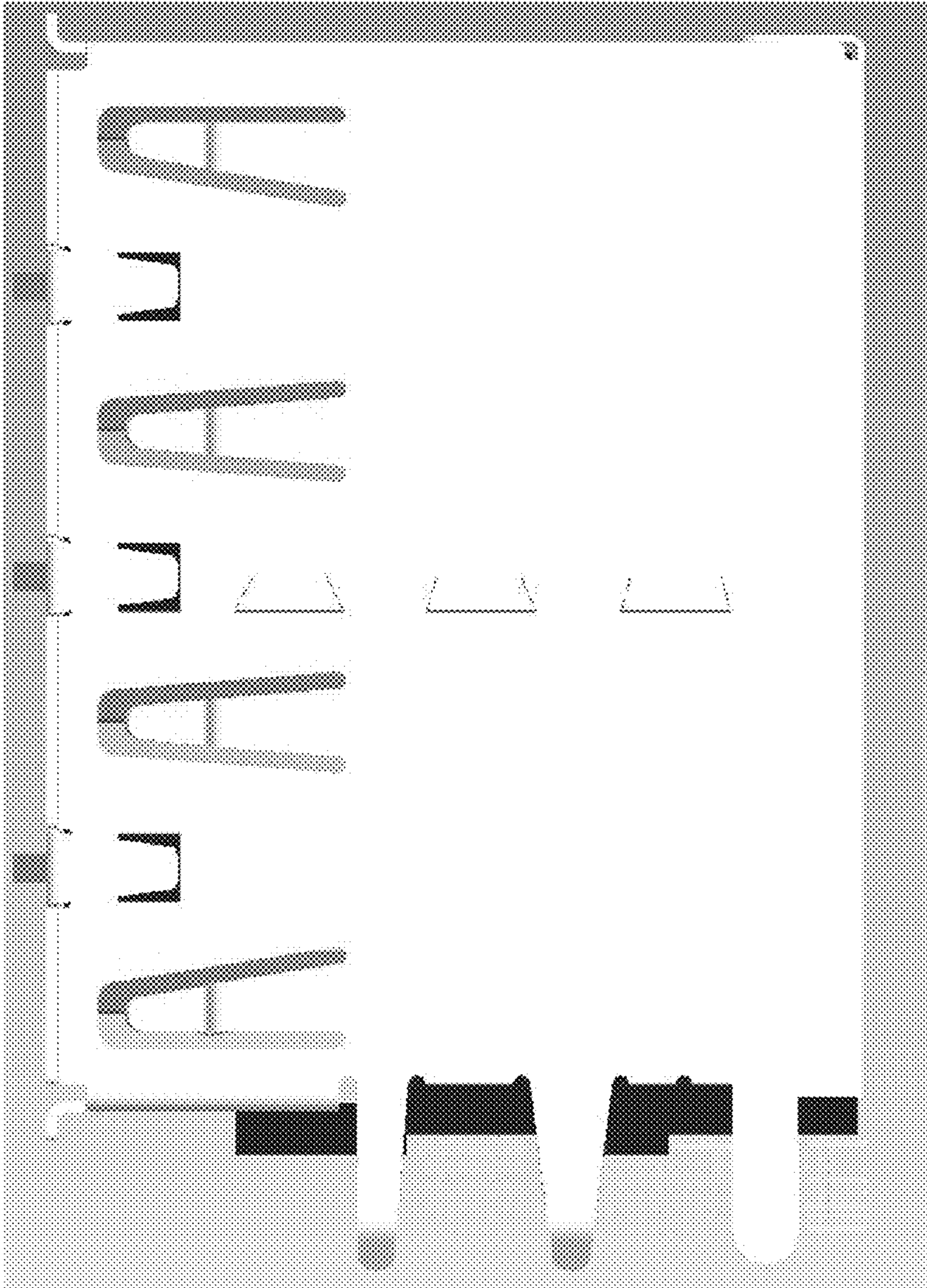


FIG. 5

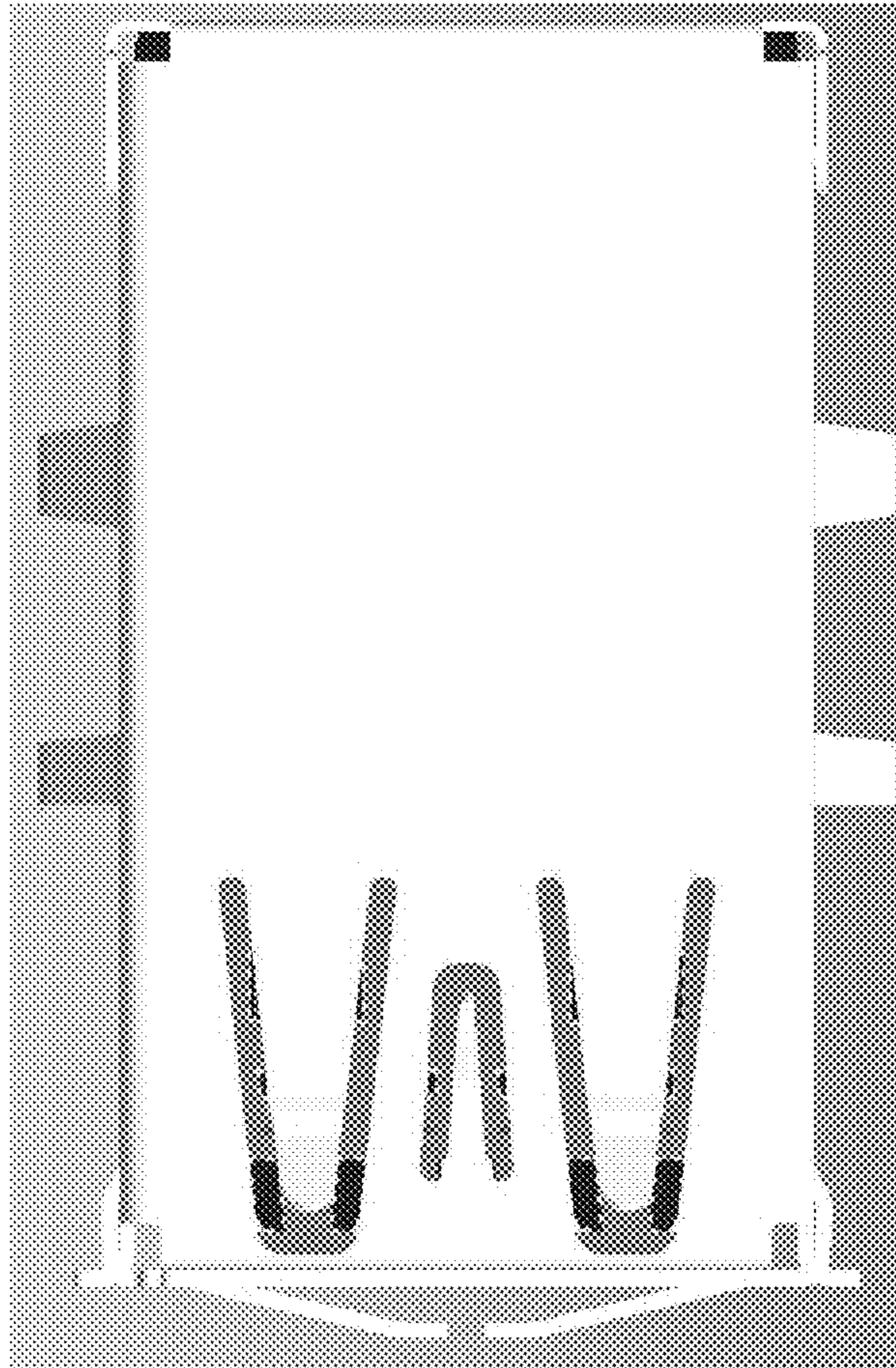


FIG. 6




FIG. 7