



US00D648675S

(12) **United States Design Patent**  
**Kiwaki**

(10) **Patent No.:** **US D648,675 S**

(45) **Date of Patent:** **\*\* Nov. 15, 2011**

(54) **TREAD PORTION OF AN AUTOMOBILE TIRE**

(75) Inventor: **Yukihiro Kiwaki**, Tokyo (JP)

(73) Assignee: **Bridgestone Corporation**, Tokyo (JP)

(\*\*) Term: **14 Years**

(21) Appl. No.: **29/356,436**

(22) Filed: **Feb. 25, 2010**

(51) **LOC (9) Cl.** ..... **12-15**

(52) **U.S. Cl.** ..... **D12/604; D12/585**

(58) **Field of Classification Search** ..... D12/500,  
D12/502, 568, 570, 572, 582-585, 604, 900,  
D12/901; 152/209.1, 209.3, 209.18, 209.19,  
152/209, 22, 209.25, 209.27, 209.28  
See application file for complete search history.

(56) **References Cited**

**U.S. PATENT DOCUMENTS**

D207,151 S *	3/1967	Wittenmyer	.....	D12/586
D405,740 S *	2/1999	Heinen et al.	.....	D12/585
D590,330 S *	4/2009	Miyazaki	.....	D12/583
D590,331 S *	4/2009	Miyazaki	.....	D12/584
D592,128 S *	5/2009	Lee	.....	D12/587
D613,236 S *	4/2010	Guspodin et al.	.....	D12/582

**OTHER PUBLICATIONS**

Federal Formoza FD1 Tire; 2005 Tread Design Guide, p. 21, Row 2, Item 4.\*

Lexington ES-335 Tire; 2006 Tread Design Guide, p. 34, Row 3, Item 1.\*

\* cited by examiner

*Primary Examiner* — Garth Rademaker

(74) *Attorney, Agent, or Firm* — Sughrue Mion, PLLC

(57) **CLAIM**

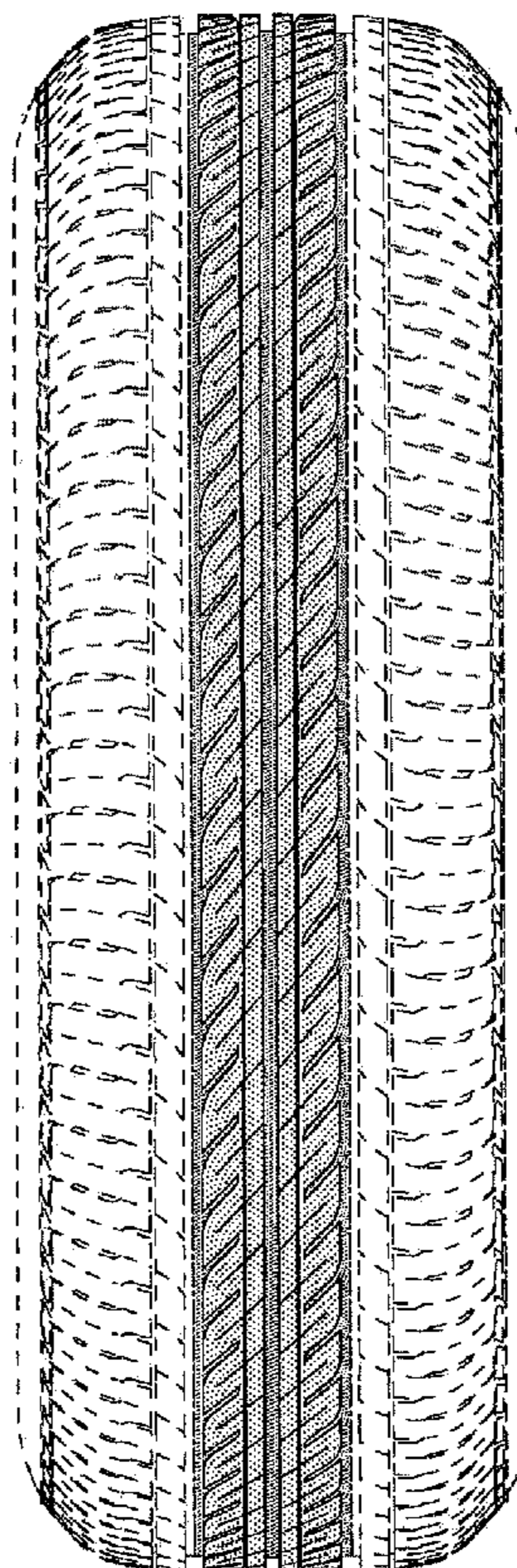
The ornamental design for a tread portion of an automobile tire, as shown and described.

**DESCRIPTION**

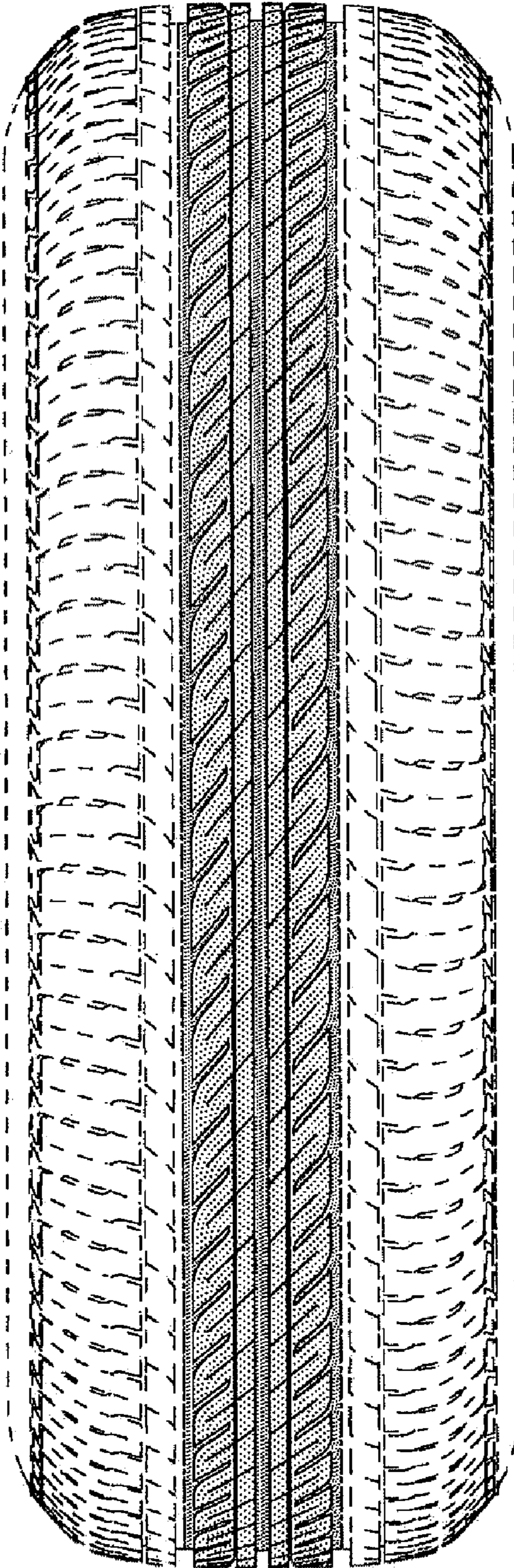
FIG. 1 is a front view of a tread portion of an automobile tire; FIG. 2 is a perspective view thereof; FIG. 3 is a left side view thereof; and, FIG. 4 is a fragmentary enlarged view showing the details of the tread portion thereof.

The evenly-spaced broken lines shown in the drawings are for the purpose of showing environmental structure only and form no part of the claimed design. The dashed-dotted broken lines in the drawings are used to show the boundary between claimed and unclaimed subject matter and form no part of the claimed design.

**1 Claim, 4 Drawing Sheets**

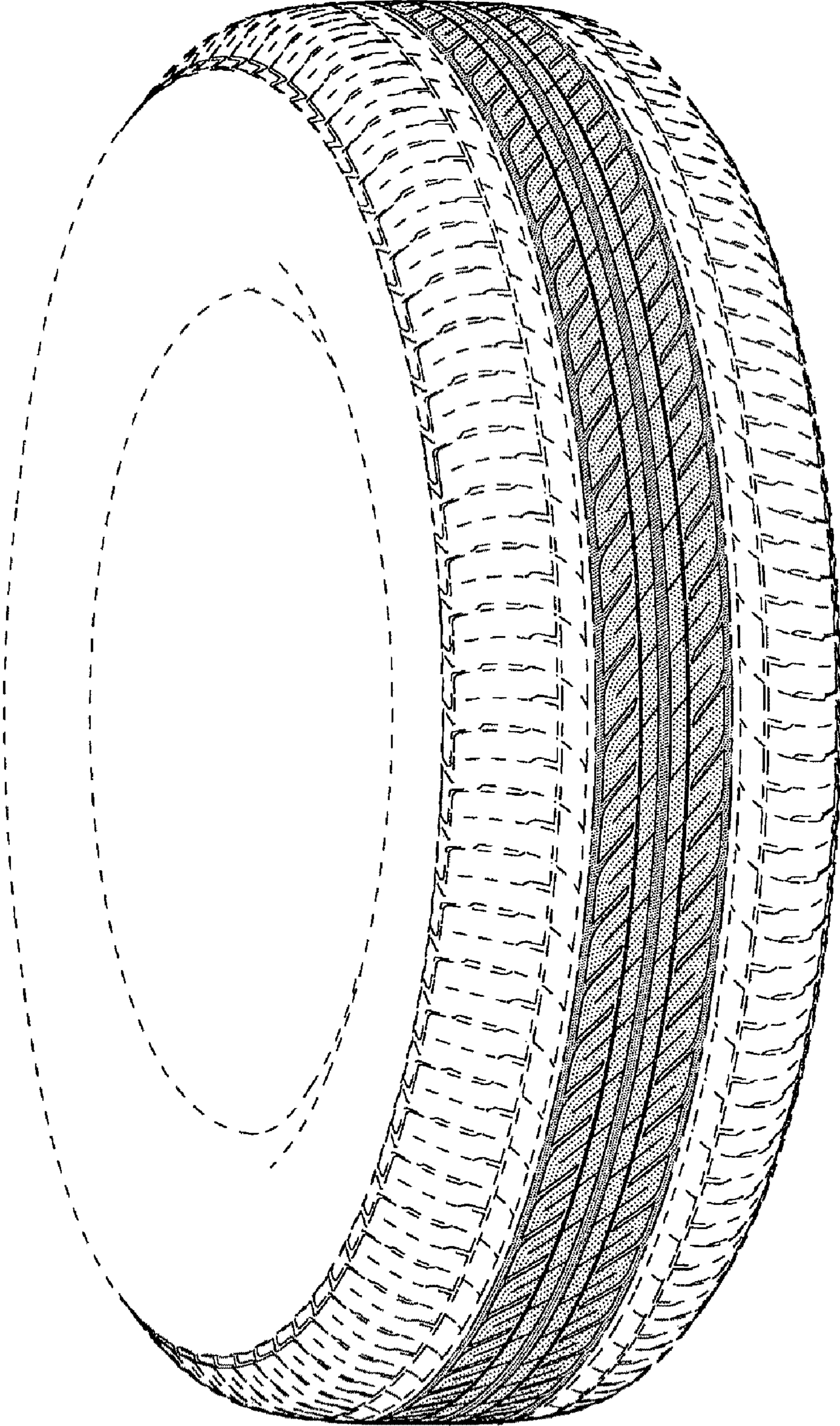


*FIG. 1*

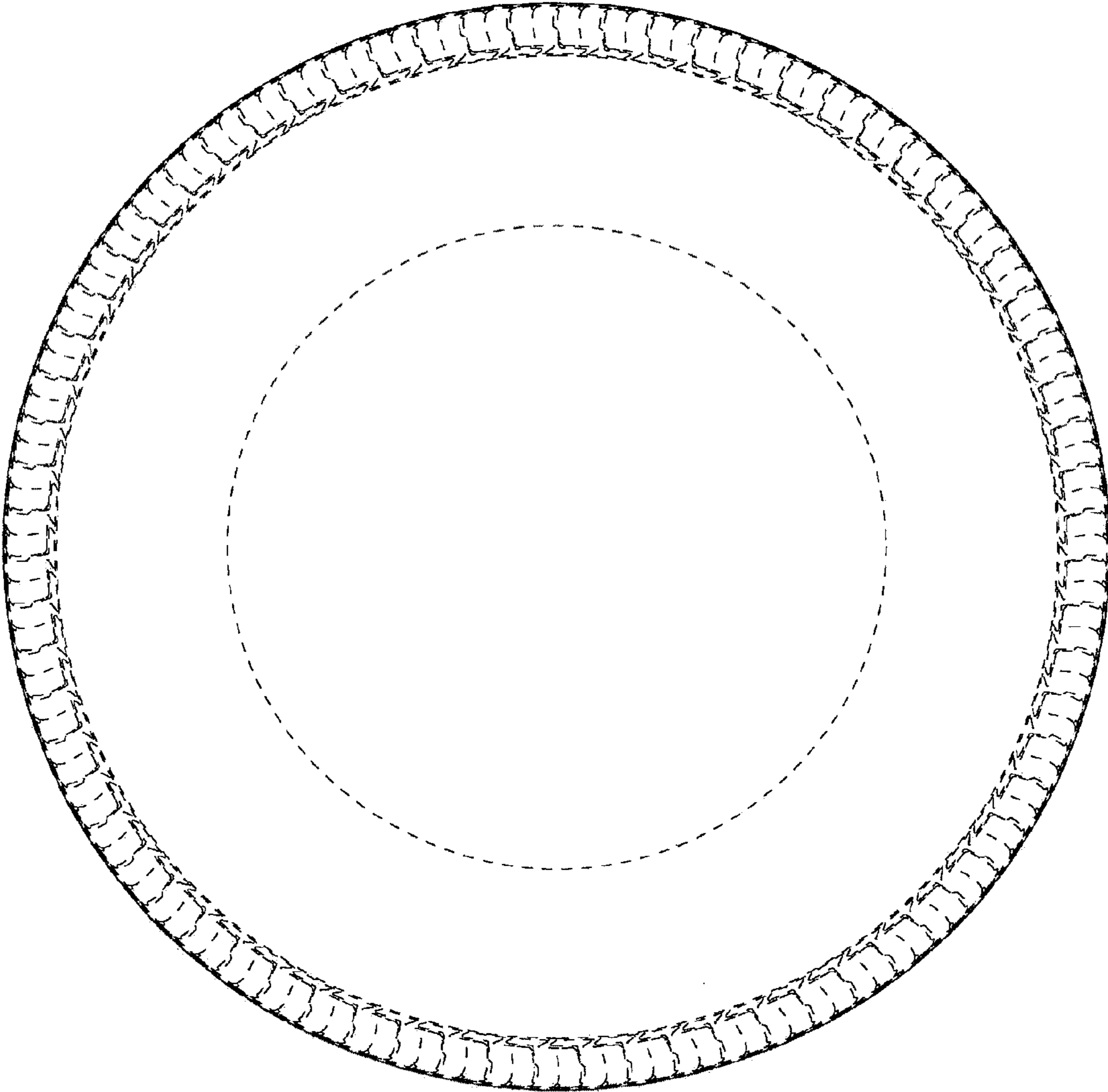




*FIG. 2*



*FIG. 3*



*FIG. 4*

