



US00D648663S

(12) **United States Design Patent**  
**Lee**

(10) **Patent No.:** **US D648,663 S**

(45) **Date of Patent:** **\*\* Nov. 15, 2011**

(54) **LICENSE PLATE FRAME**

(76) Inventor: **Cheng Tai Lee**, Tainan (TW)

(\*\*) Term: **14 Years**

(21) Appl. No.: **29/394,177**

(22) Filed: **Jun. 14, 2011**

(51) **LOC (9) Cl.** ..... **12-16**

(52) **U.S. Cl.** ..... **D12/193**

(58) **Field of Classification Search** ..... D12/193;  
D6/300-302, 310-314; 40/200-204, 207-214;  
D20/13; 348/148, 373

See application file for complete search history.

(56) **References Cited**

**U.S. PATENT DOCUMENTS**

D384,627 S *	10/1997	Clark et al.	.....	D12/193
D441,334 S *	5/2001	Hussaini et al.	.....	D12/193
D491,854 S *	6/2004	Spencer	.....	D12/193
D494,519 S *	8/2004	Huang	.....	D12/193

D510,718 S *	10/2005	Spencer	.....	D12/193
D561,673 S *	2/2008	Hu	.....	D12/193
D566,026 S *	4/2008	Hu	.....	D12/193

\* cited by examiner

*Primary Examiner* — Stacia Cadmus

(74) *Attorney, Agent, or Firm* — WPAT, PC; Justin King

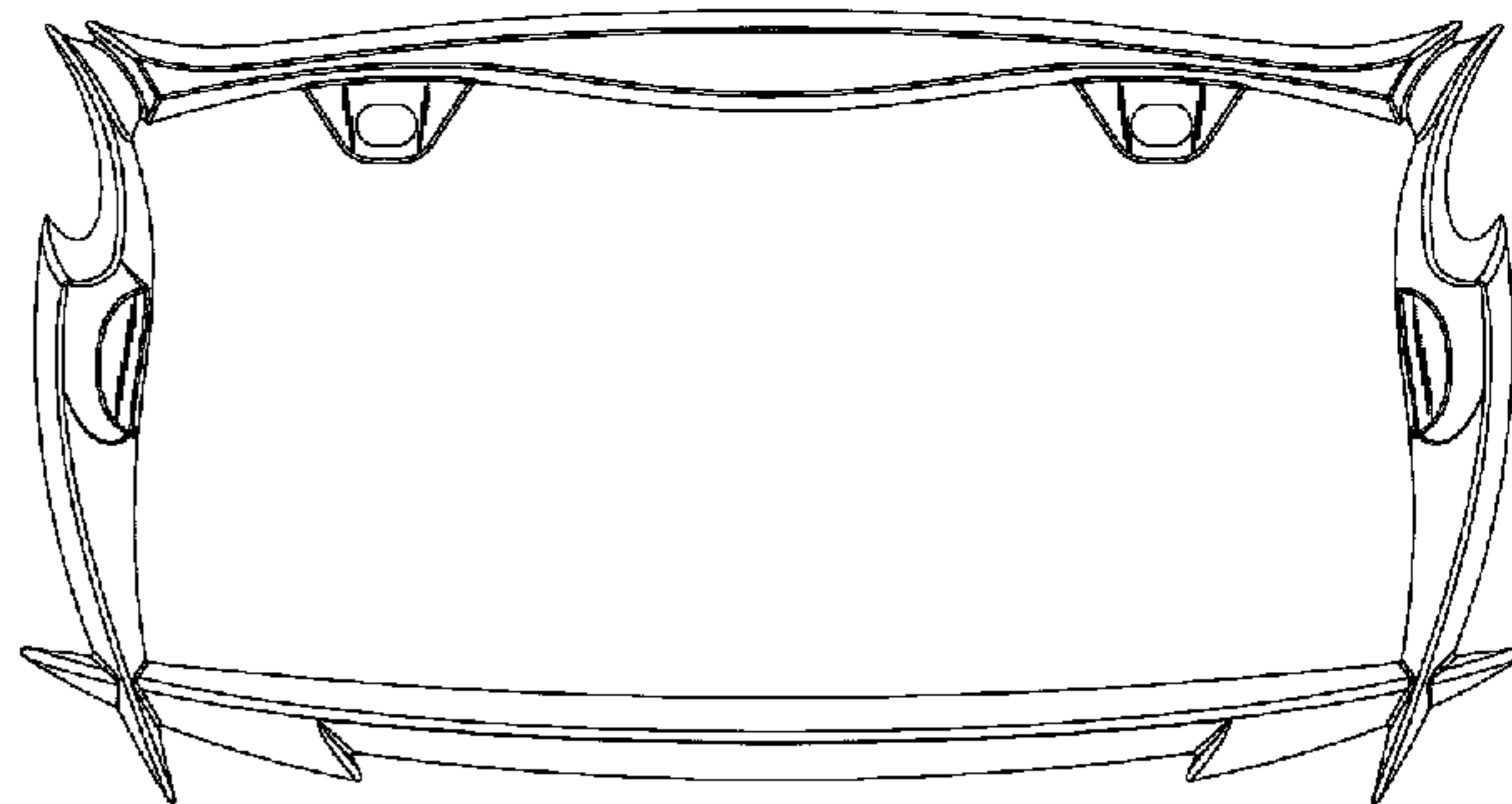
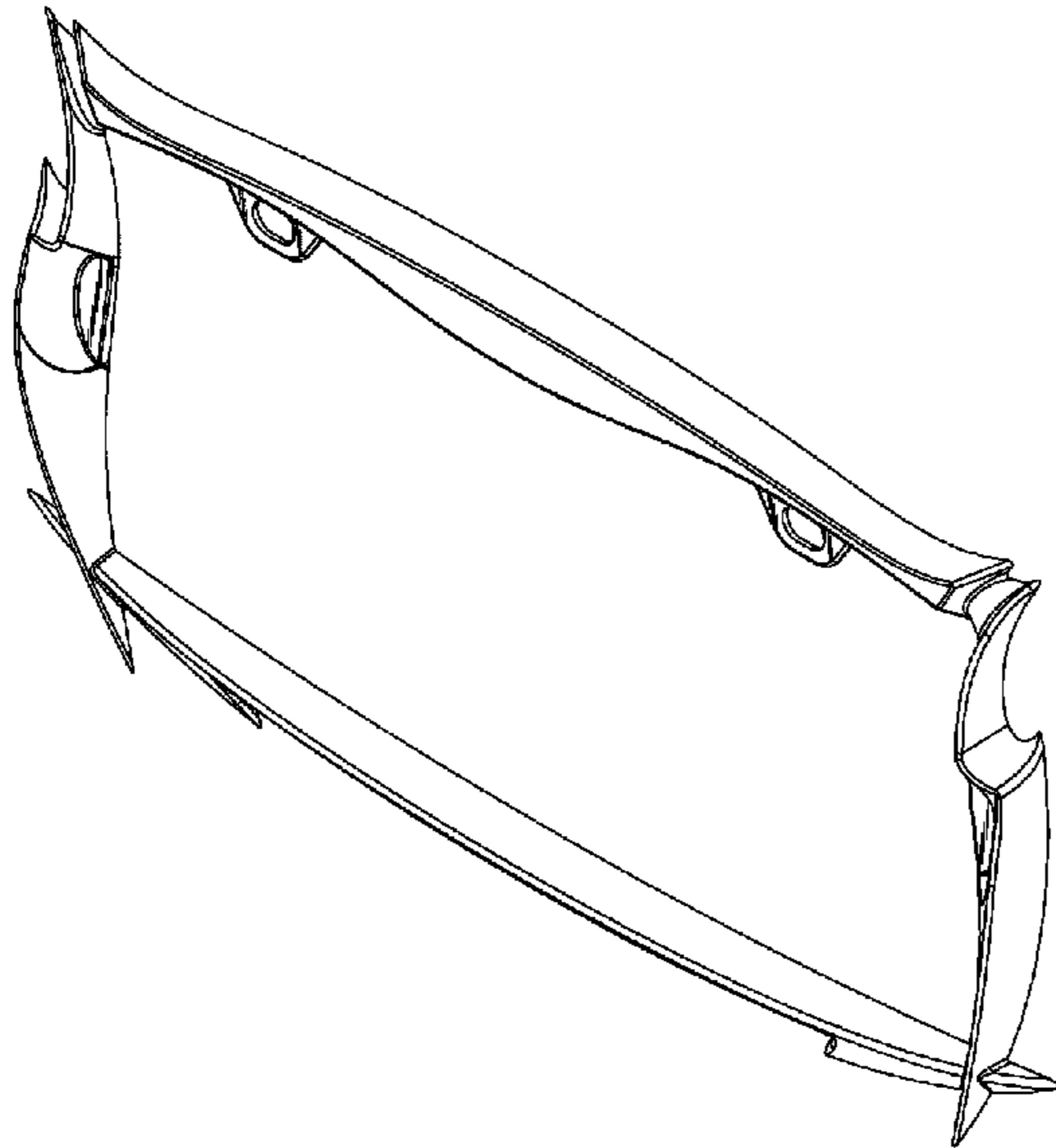
(57) **CLAIM**

The ornamental design for a license plate frame, as shown and described.

**DESCRIPTION**

FIG. 1 is a perspective view of a license plate frame showing my new design;  
FIG. 2 is a front elevation view thereof;  
FIG. 3 is a rear elevation view thereof;  
FIG. 4 is a left side elevation view thereof;  
FIG. 5 is a right side elevation view thereof;  
FIG. 6 is a top plan view thereof; and,  
FIG. 7 is a bottom plan view thereof.

**1 Claim, 5 Drawing Sheets**



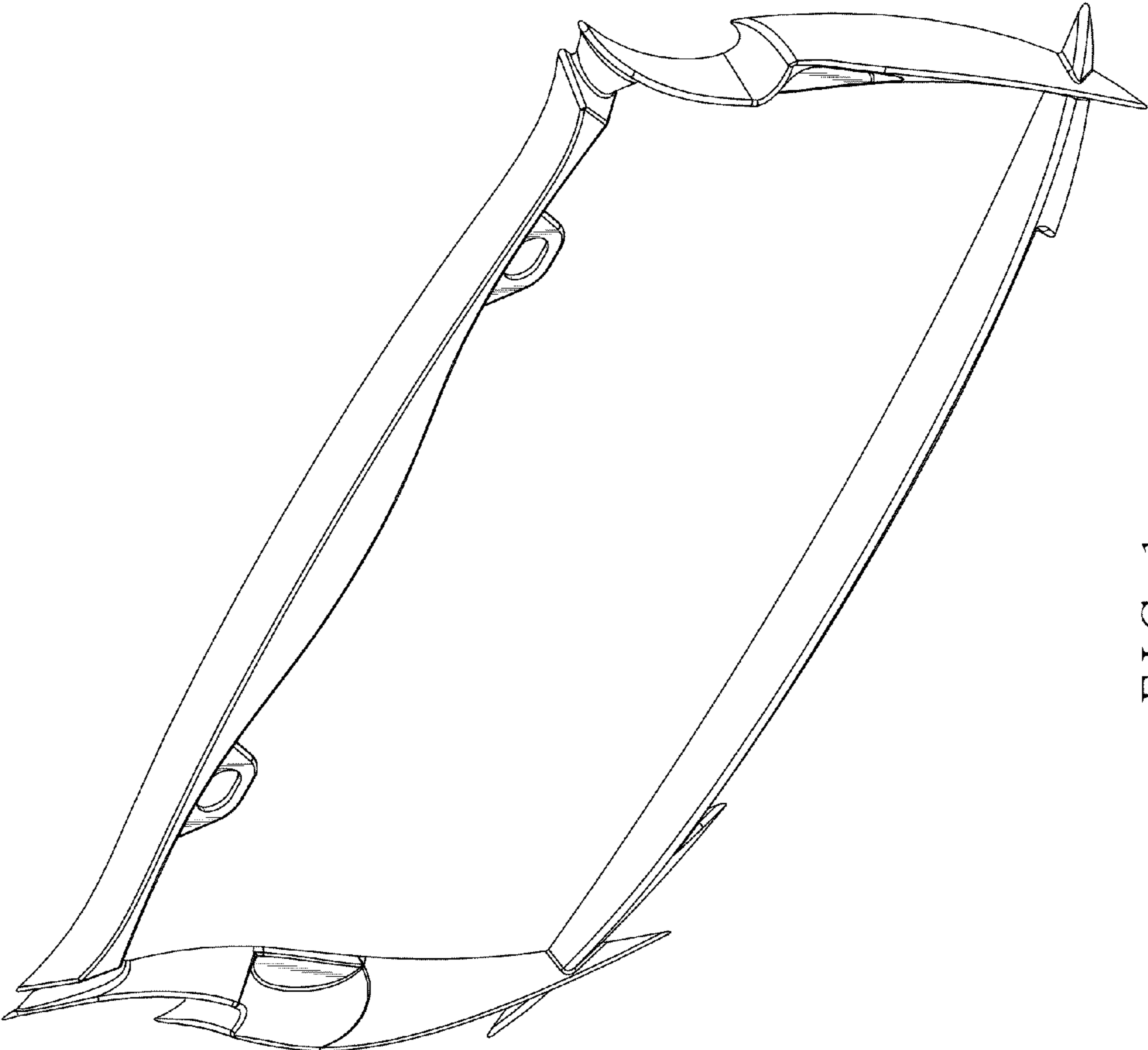


FIG. 1

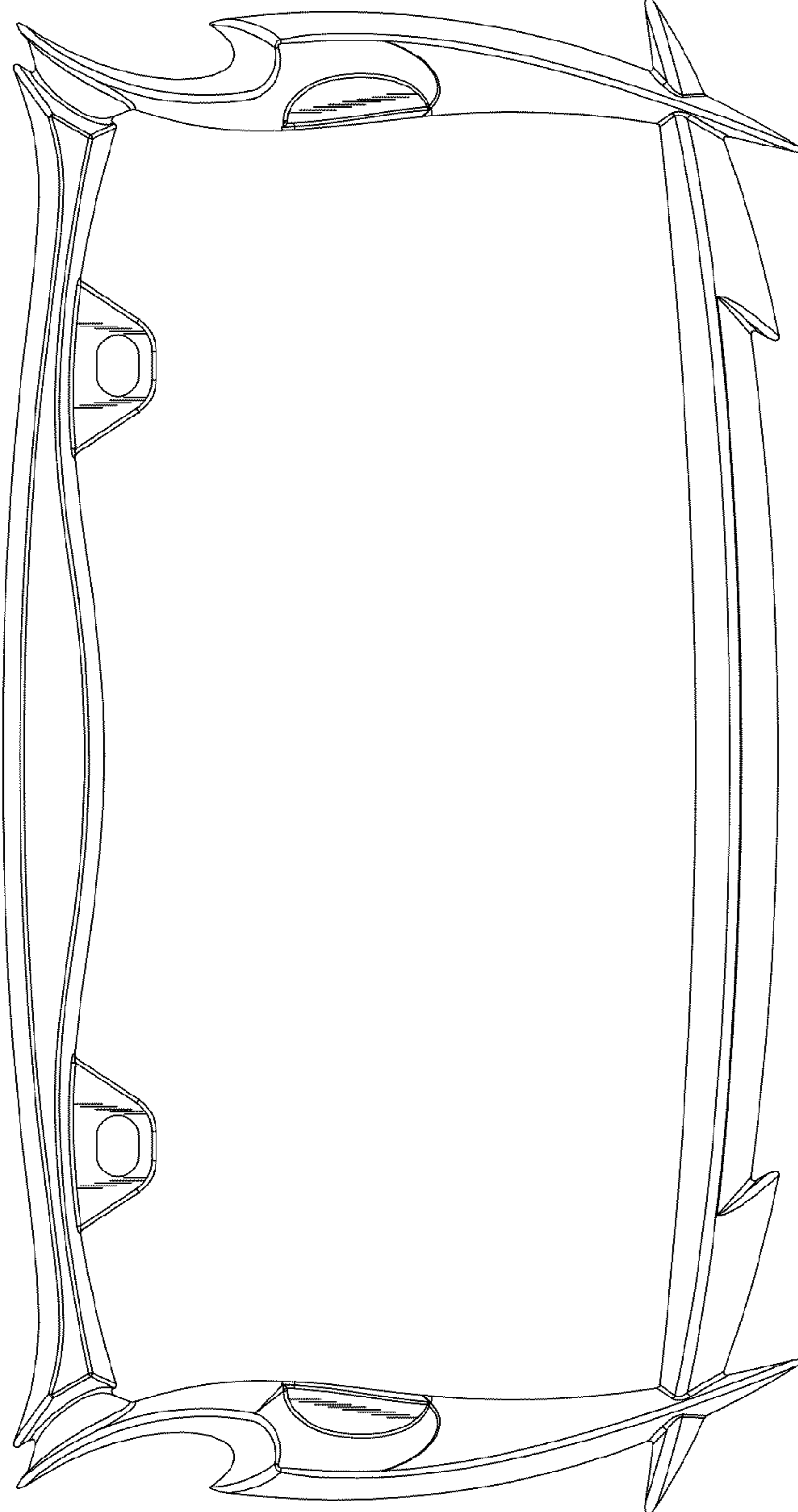


FIG. 2




FIG. 3

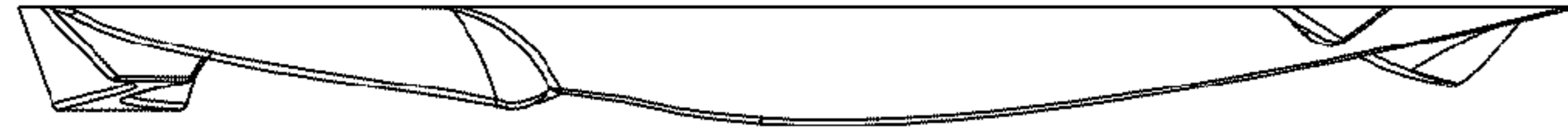


FIG. 5



FIG. 4

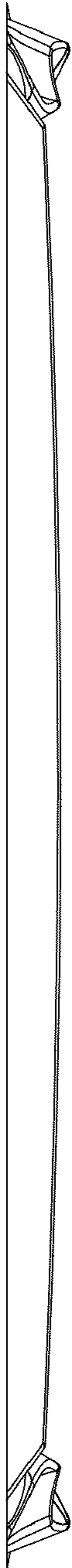


FIG. 6

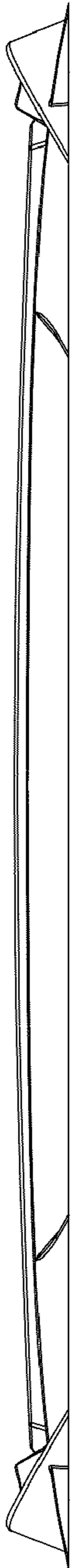


FIG. 7