



US00D648638S

(12) **United States Design Patent**  
**Monachon**

(10) **Patent No.:** **US D648,638 S**

(45) **Date of Patent:** **\*\* Nov. 15, 2011**

(54) **WATCH**

(75) **Inventor:** **Jean-Claude Monachon, Biel/Bienne (CH)**

(73) **Assignee:** **Omega SA (Omega AG) (Omega Ltd), Biel/Bienne (CH)**

(\*\*) **Term:** **14 Years**

(21) **Appl. No.:** **29/306,237**

(22) **Filed:** **Apr. 4, 2008**

(30) **Foreign Application Priority Data**

Oct. 8, 2007 (WO) ..... DM/069 337

(51) **LOC (9) Cl.** ..... **10-02**

(52) **U.S. Cl.** ..... **D10/39**

(58) **Field of Classification Search** ..... D10/30-39,  
D10/122-126; 368/276, 281, 282, 285, 28,  
368/223, 228, 232

See application file for complete search history.

(56) **References Cited**

**U.S. PATENT DOCUMENTS**

2,361,563	A *	10/1944	Pellaton	.....	368/80
2,385,234	A *	9/1945	Schmitz	.....	368/288
D178,770	S *	9/1956	Doerwald	.....	D10/39
D186,180	S *	9/1959	Diamond	.....	D10/39
3,740,944	A *	6/1973	Chopard	.....	368/281
3,901,023	A *	8/1975	Uebelhardt	.....	368/281
D365,526	S *	12/1995	Gardner	.....	D10/39

D424,952	S *	5/2000	Porsche et al.	.....	D10/32
D474,118	S *	5/2003	Monachon	.....	D10/32
6,570,823	B1 *	5/2003	Gilomen et al.	.....	368/113
D525,537	S *	7/2006	Monachon	.....	D10/32
D538,182	S *	3/2007	Lalo	.....	D10/32
D547,211	S *	7/2007	Dias	.....	D10/39
D551,095	S *	9/2007	Monachon	.....	D10/32
D554,535	S *	11/2007	Journe	.....	D10/31
7,313,054	B2 *	12/2007	Matthey et al.	.....	368/223
D559,123	S *	1/2008	Modolo	.....	D10/32
7,494,270	B2 *	2/2009	Hiranuma et al.	.....	368/288
D590,275	S *	4/2009	Monachon	.....	D10/32
D590,727	S *	4/2009	Wei	.....	D10/38

\* cited by examiner

*Primary Examiner* — Lucy Lieberman

(74) *Attorney, Agent, or Firm* — Collen IP; Donald J. Ranft

(57) **CLAIM**

The ornamental design for a watch, as shown and described.

**DESCRIPTION**

FIG. 1 is a front view of my new, original and ornamental design for a watch;

FIG. 2 is a rear view thereof;

FIG. 3 is a right side view thereof;

FIG. 4 is a left side view thereof;

FIG. 5 is top view thereof;

FIG. 6 is a bottom view thereof; and,

FIG. 7 is a front perspective view thereof.

The portions of the watch shown in broken lines form no part of the claimed design.

**1 Claim, 4 Drawing Sheets**



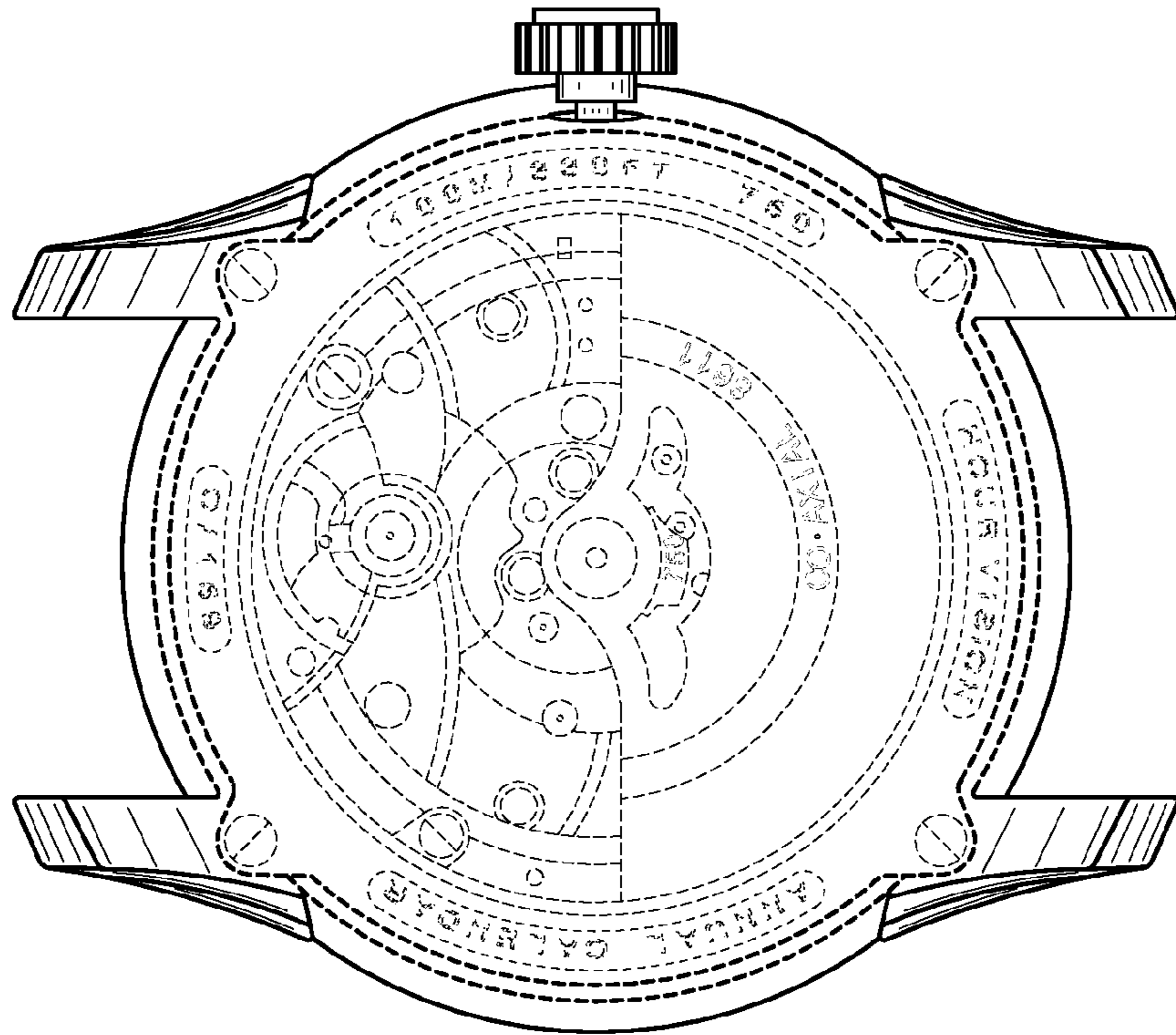


FIG. 2

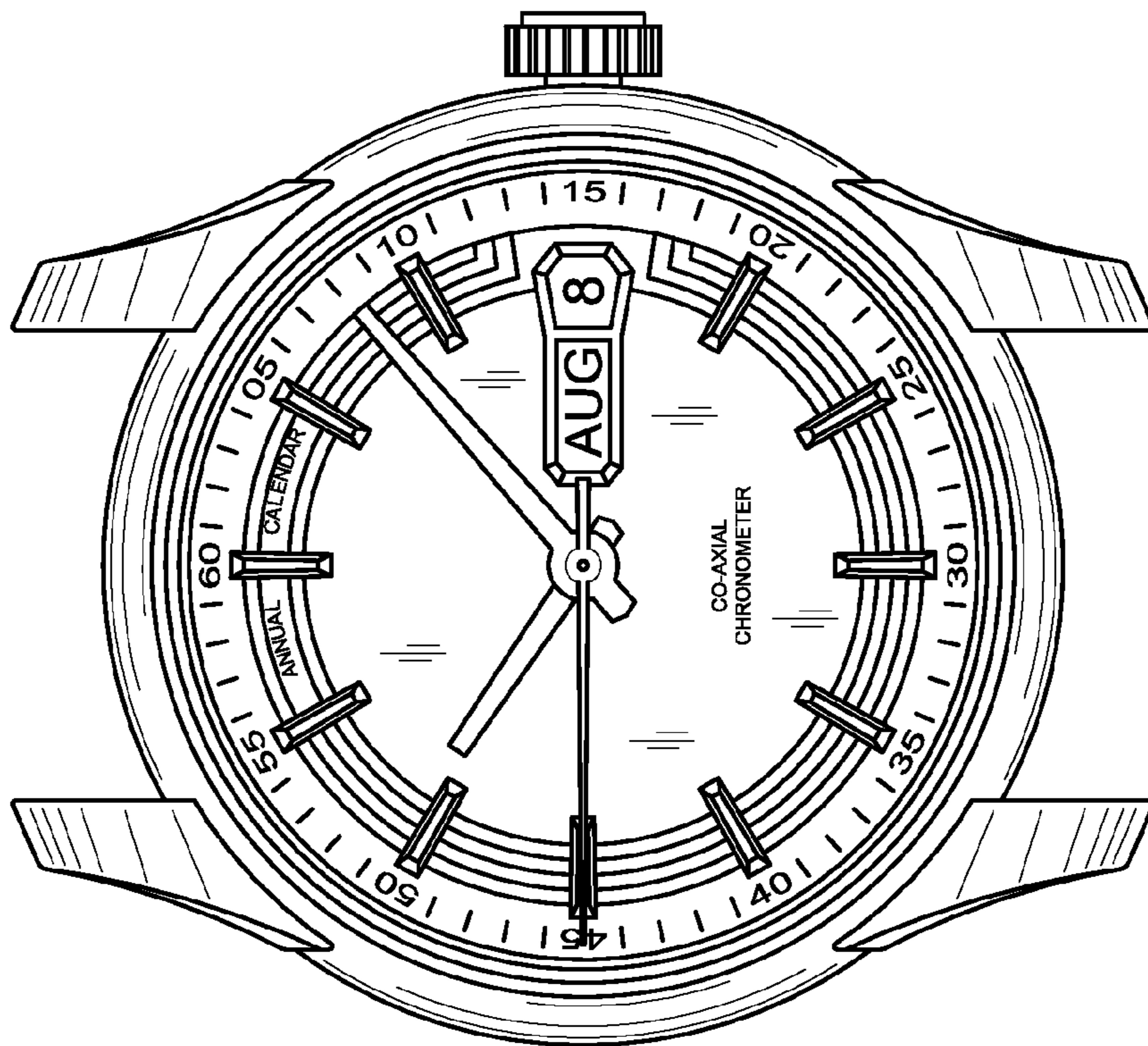


FIG. 1

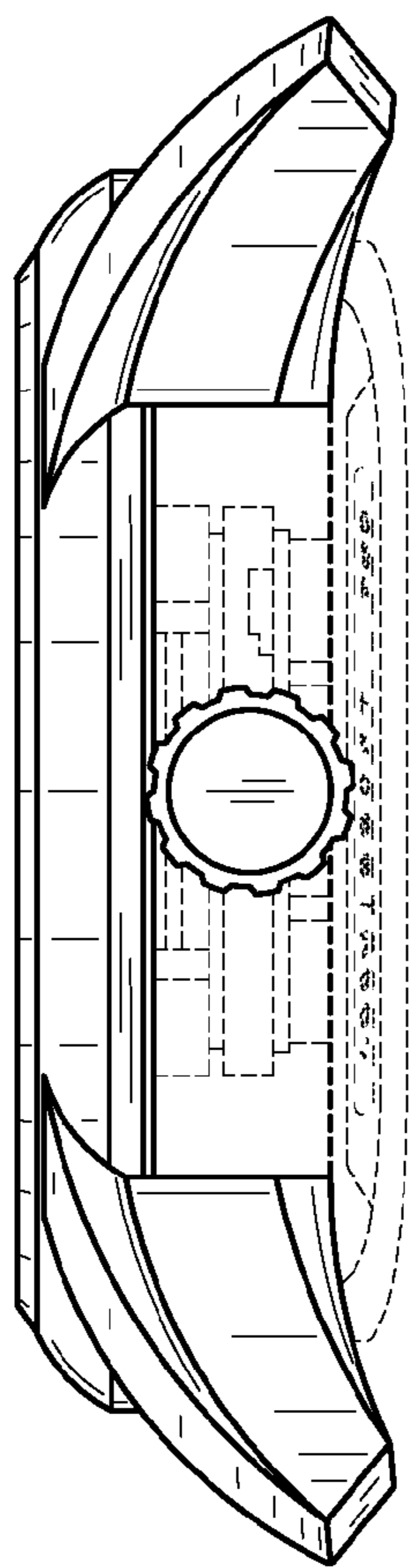


FIG. 3

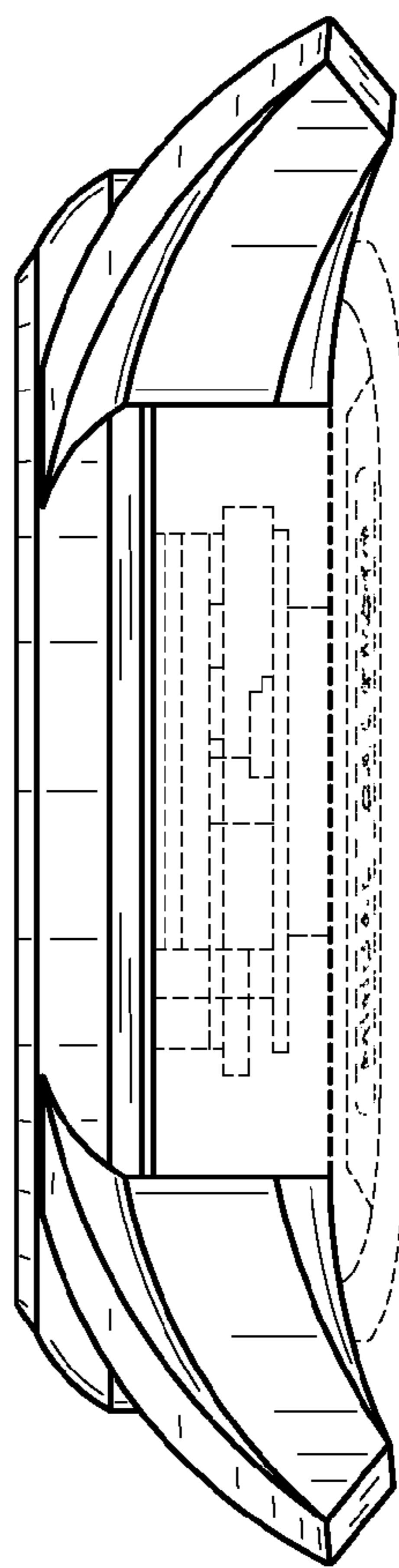


FIG. 4

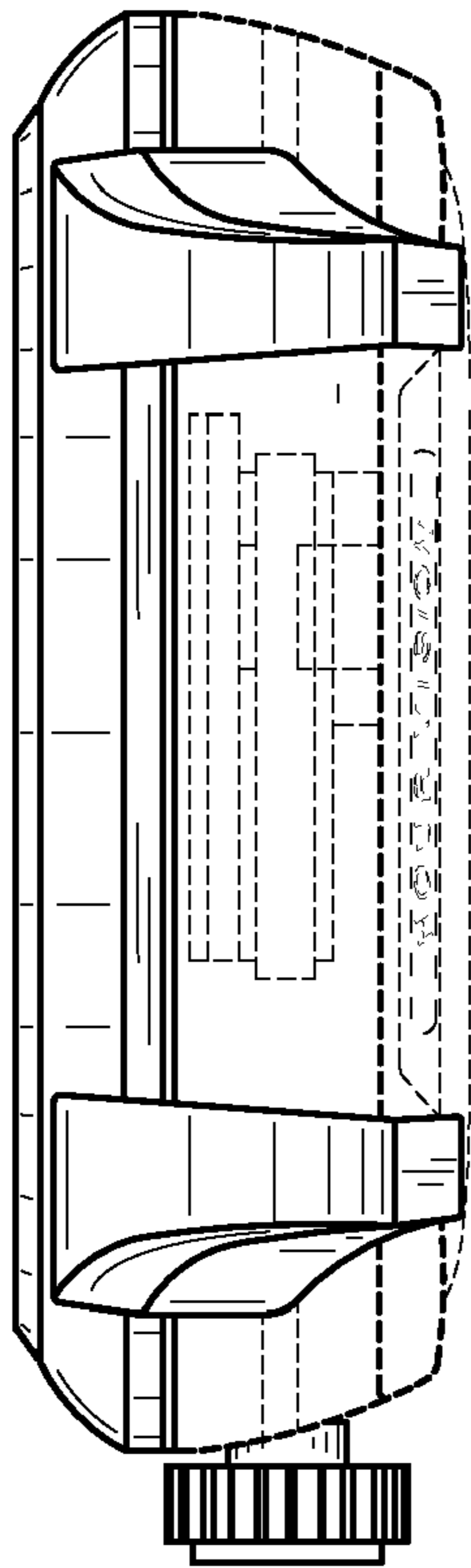


FIG. 5

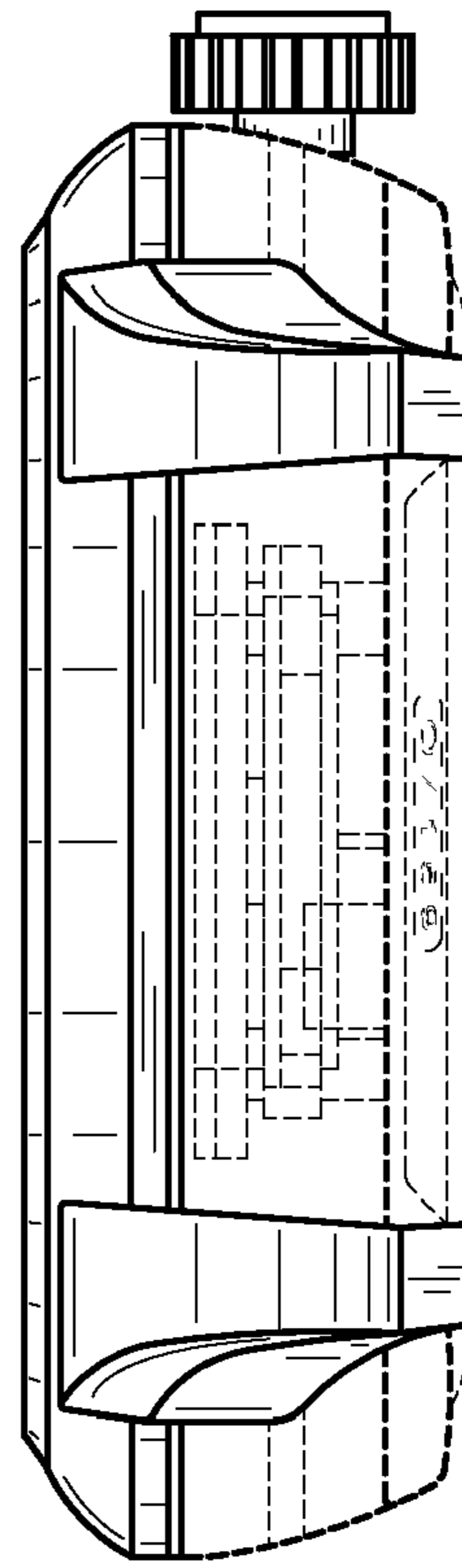


FIG. 6

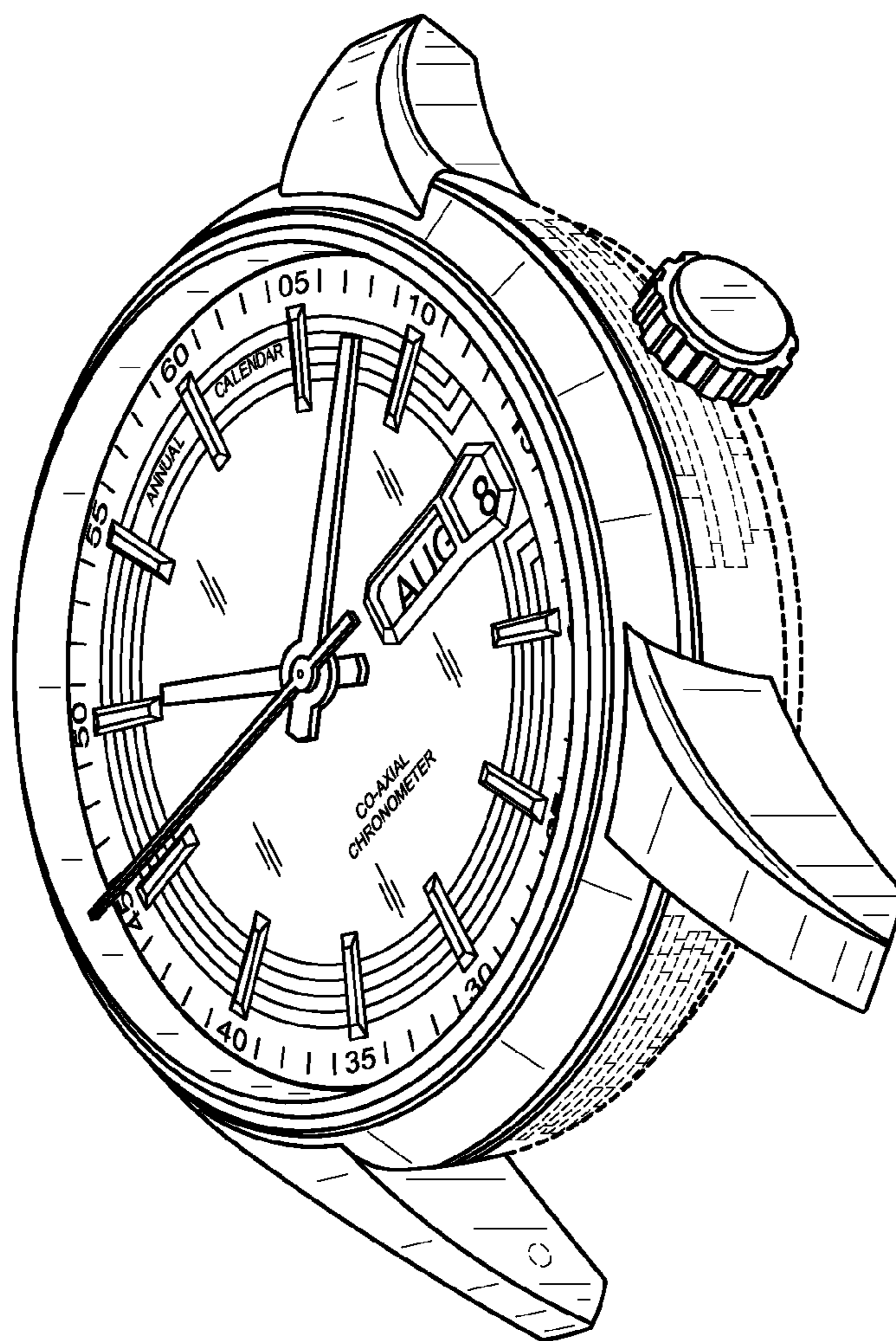


FIG. 7