



US00D648636S

(12) **United States Design Patent**
Golota et al.

(10) **Patent No.:** **US D648,636 S**

(45) **Date of Patent:** **** Nov. 15, 2011**

(54) **PACKAGE**

(75) Inventors: **George A. Golota**, Glenview, IL (US);
Andrei Voityna, Chicago, IL (US)

(73) Assignee: **Clear Lam Packaging, Inc.**, Elk Grove
Village, IL (US)

(**) Term: **14 Years**

(21) Appl. No.: **29/396,530**

(22) Filed: **Jun. 30, 2011**

(51) **LOC (9) Cl.** **09-03**

(52) **U.S. Cl.** **D9/737; D9/424**

(58) **Field of Classification Search** D9/737,
D9/761, 760, 759, 756, 479, 478, 417, 420,
D9/421, 424-426, 430-433; D7/549, 553.2,
D7/590, 601, 602, 609, 610, 612, 614, 629;
D3/201, 203.1, 203.2, 203.3; 220/500, 556,
220/666; 229/123.1, 125.17, 125.35, 131.1,
229/160, 162.1, 120.02, 120.011; 426/120,
426/393, 394, 114, 115, 119; 206/633, 820,
206/45.28, 232, 278, 457, 509, 511, 556,
206/558, 631

See application file for complete search history.

(56) **References Cited**

U.S. PATENT DOCUMENTS

4,328,254	A *	5/1982	Waldburger	426/393
4,440,303	A *	4/1984	Seager	206/509
D282,245	S *	1/1986	Yeung	D9/425
D451,769	S *	12/2001	Stanos et al.	D7/629
D482,280	S *	11/2003	Pratte	D9/434

D494,857	S *	8/2004	Chen et al.	D9/759
D505,323	S *	5/2005	Ramirez et al.	D9/737
D515,939	S *	2/2006	Al Sanea	D9/737
7,083,818	B2 *	8/2006	Pratte	426/394
D539,666	S *	4/2007	Chou	D9/737
D554,531	S *	11/2007	Lovett	D9/737
D572,148	S *	7/2008	Mangino et al.	D9/737
D572,149	S *	7/2008	Mangino et al.	D9/737
D597,379	S *	8/2009	Changpan	D7/542
D609,531	S *	2/2010	Koennecke	D7/584
D609,973	S *	2/2010	Shew et al.	D7/540
D609,976	S *	2/2010	Koennecke	D7/586
D625,994	S *	10/2010	Krupa	D9/424
D627,635	S *	11/2010	Krupa	D9/429
D641,258	S *	7/2011	Wilson et al.	D9/751
D641,259	S *	7/2011	Wilson et al.	D9/751

* cited by examiner

Primary Examiner — Mark Goodwin

(57) **CLAIM**

The ornamental design for a package, as shown and described.

DESCRIPTION

FIG. 1 is a top perspective view of a package showing our new design;

FIG. 2 is a bottom perspective view of the package;

FIG. 3 is a top view of the package;

FIG. 4 is a bottom view of the package;

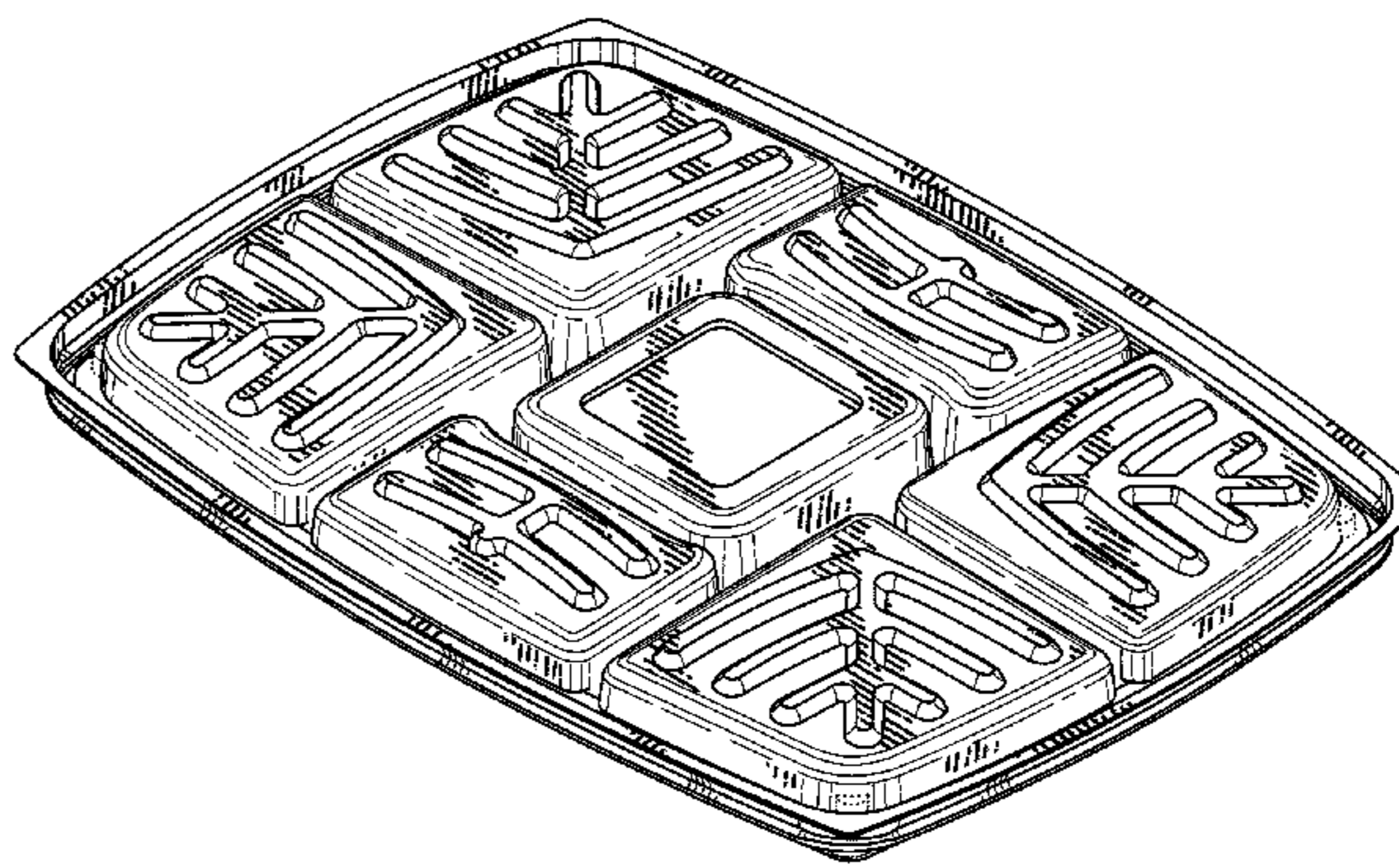
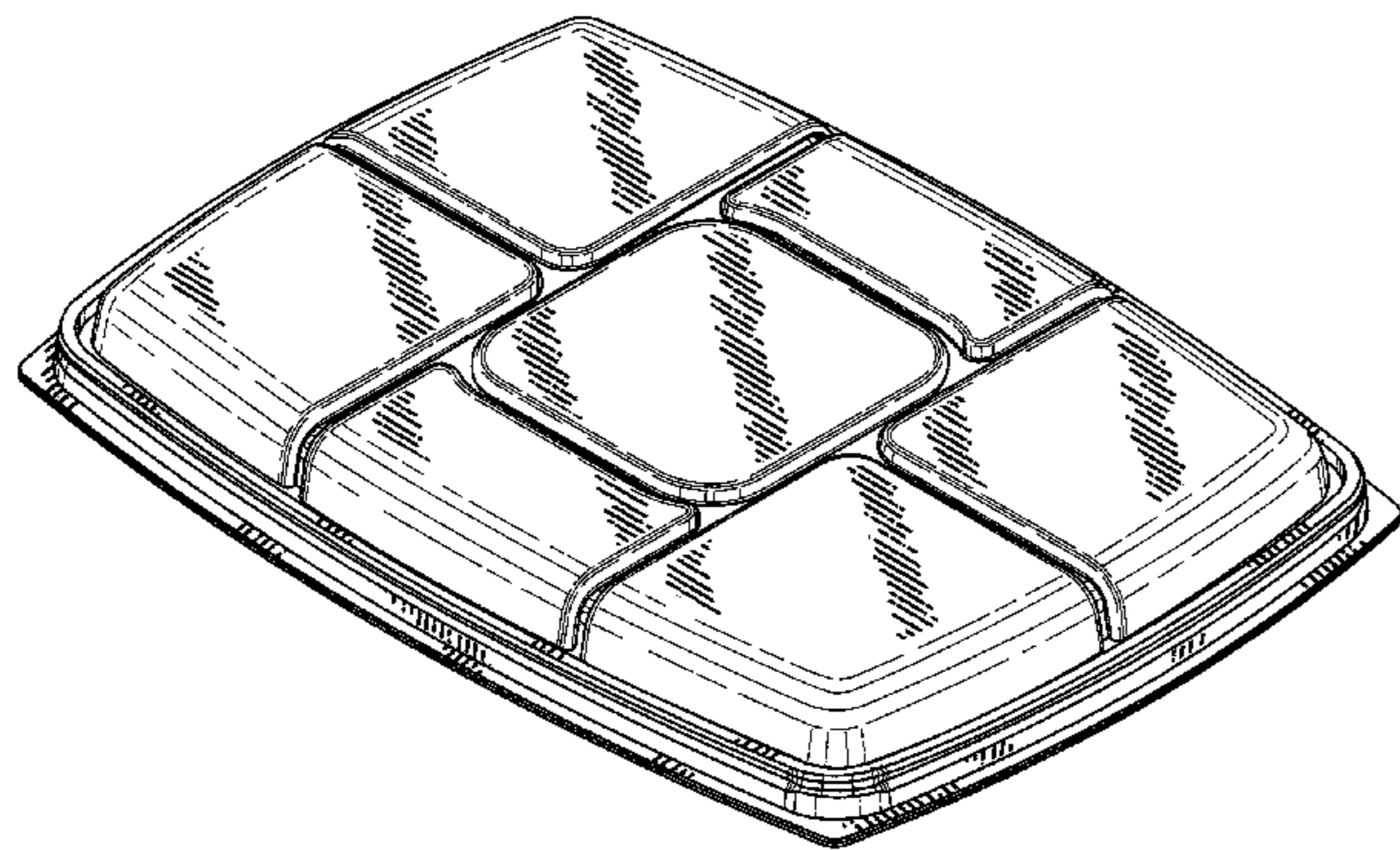
FIG. 5 is a front side view of the package;

FIG. 6 is a back side view of the package;

FIG. 7 is a left side view of the package; and,

FIG. 8 is a right side view of the package.

1 Claim, 6 Drawing Sheets



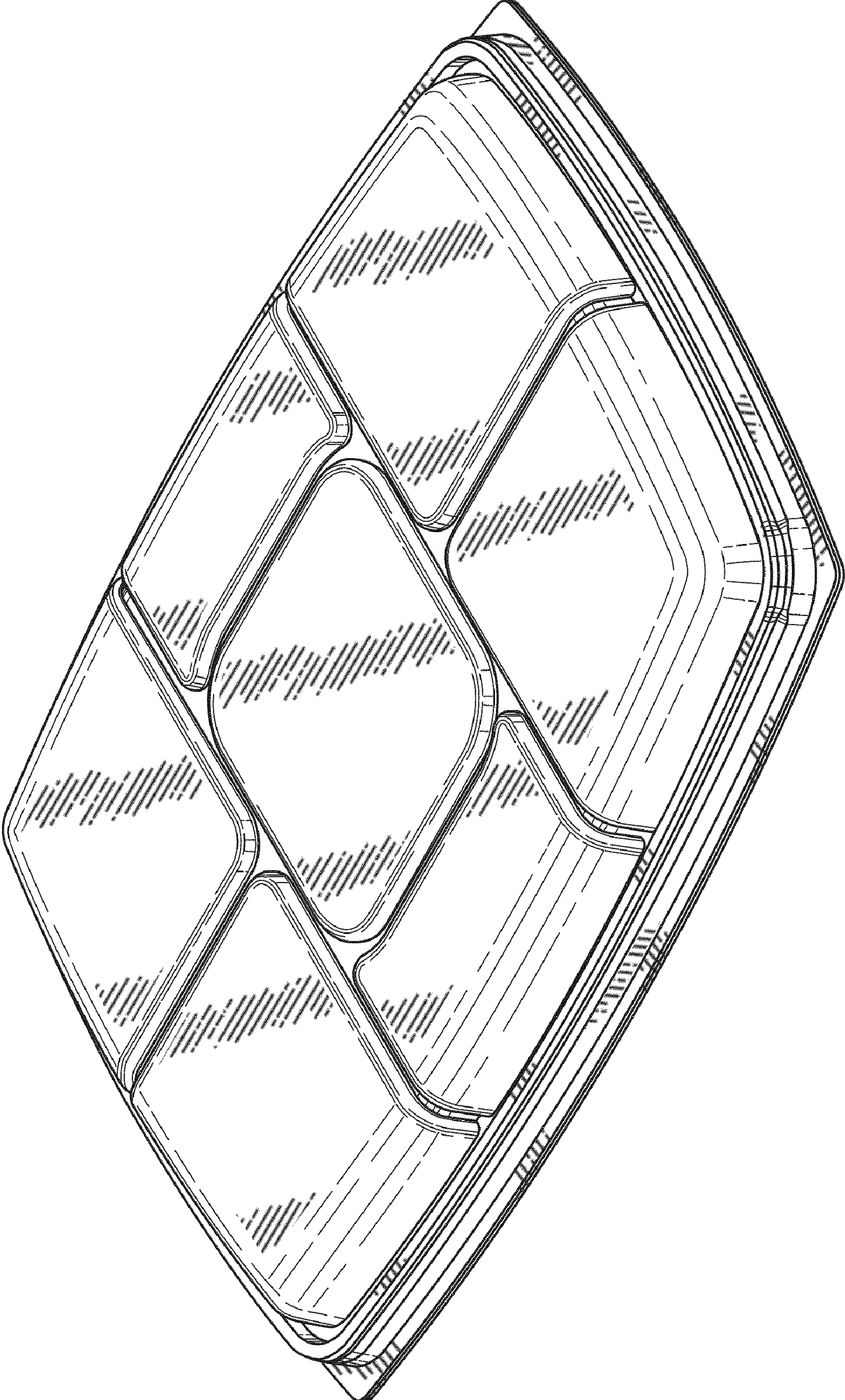


FIG. 1

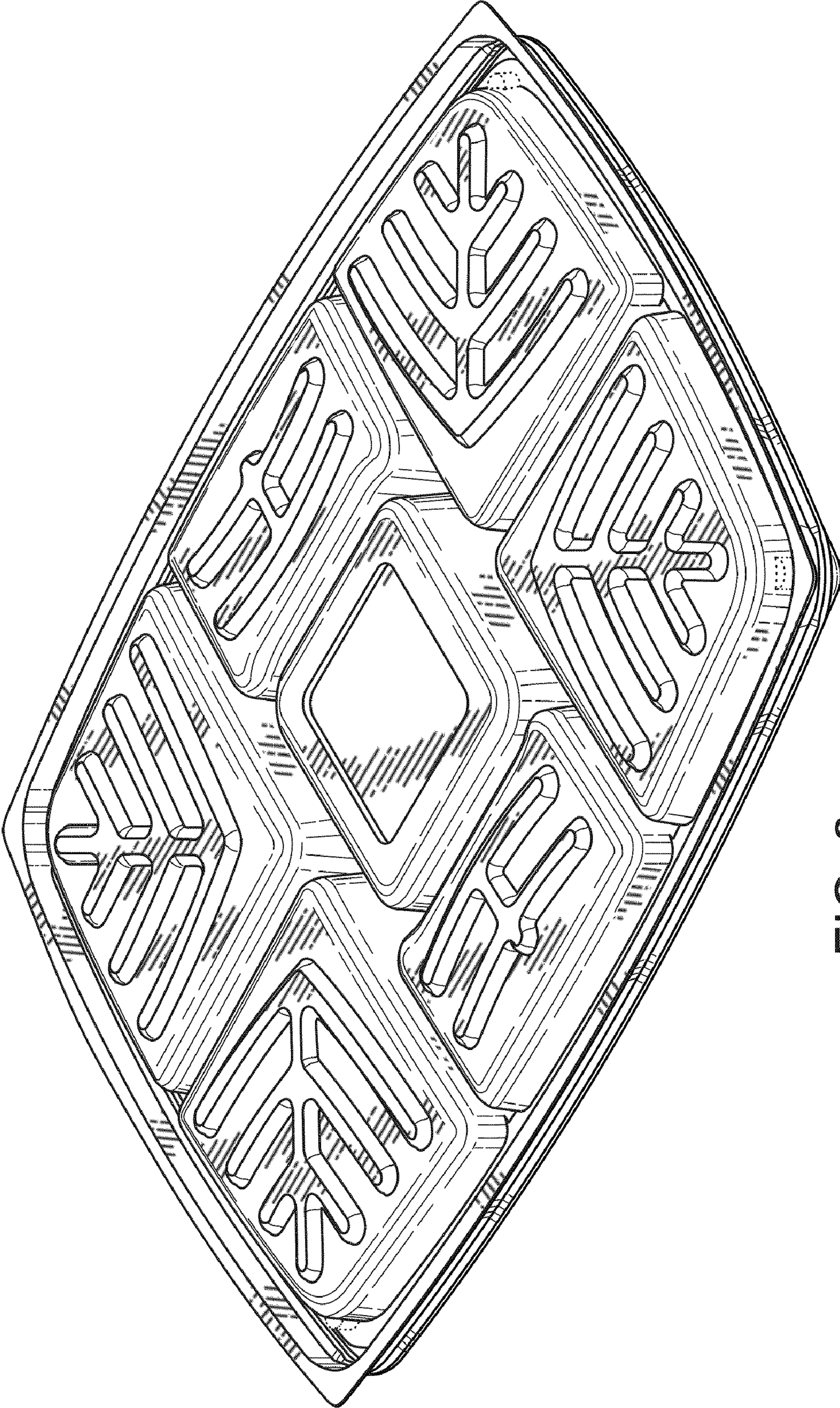


FIG. 2

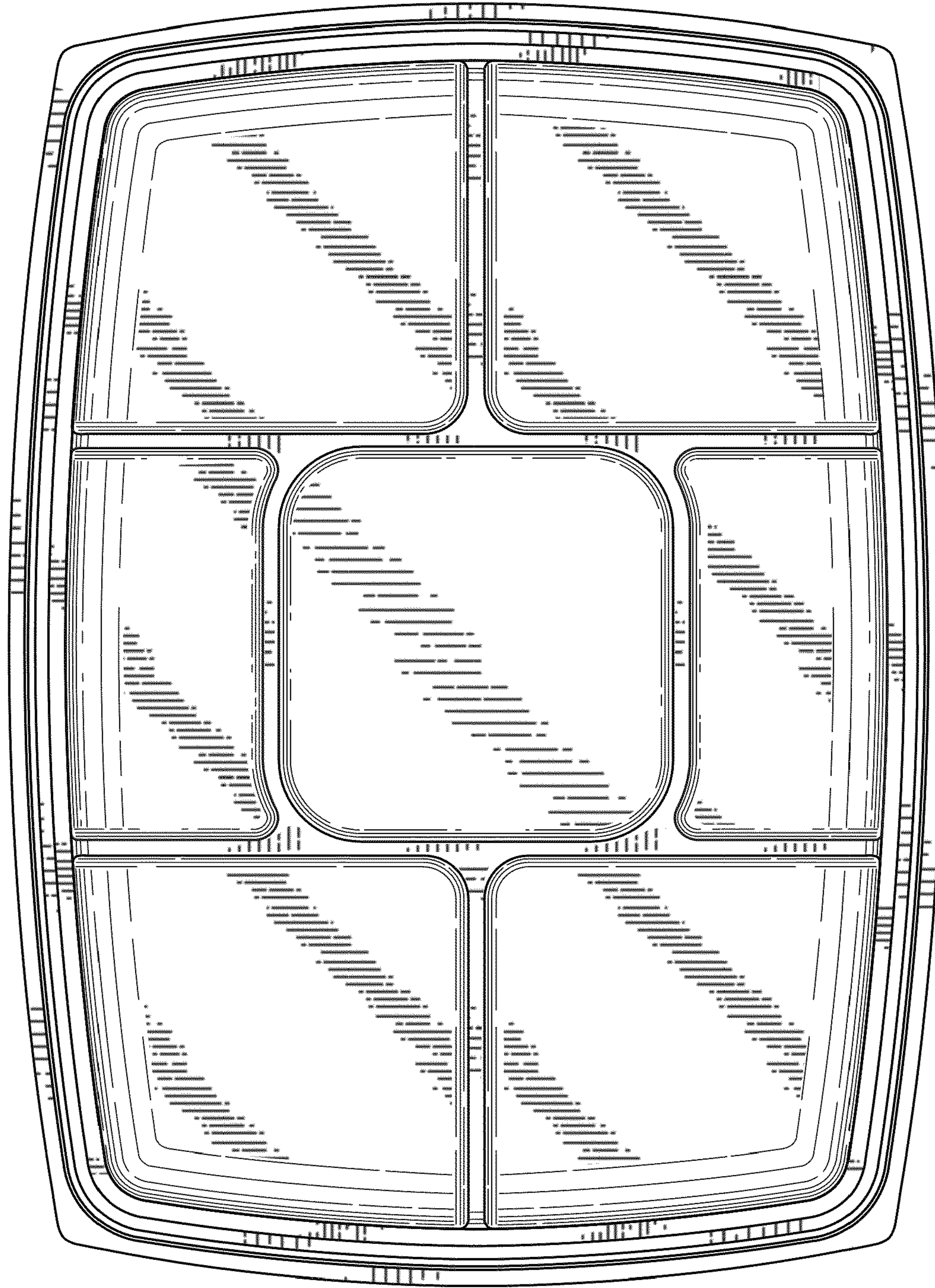


FIG. 3




FIG. 4

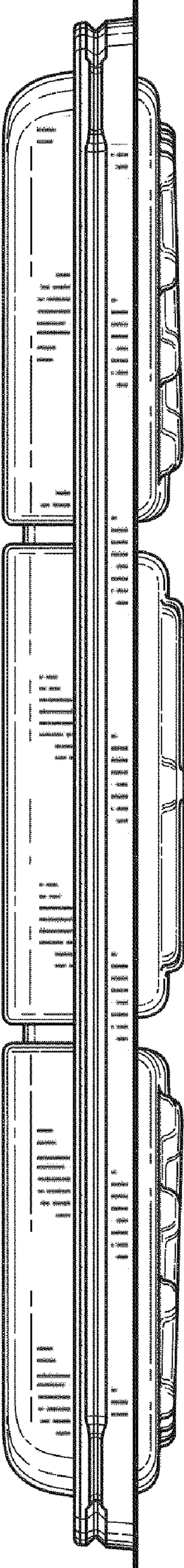


FIG. 5

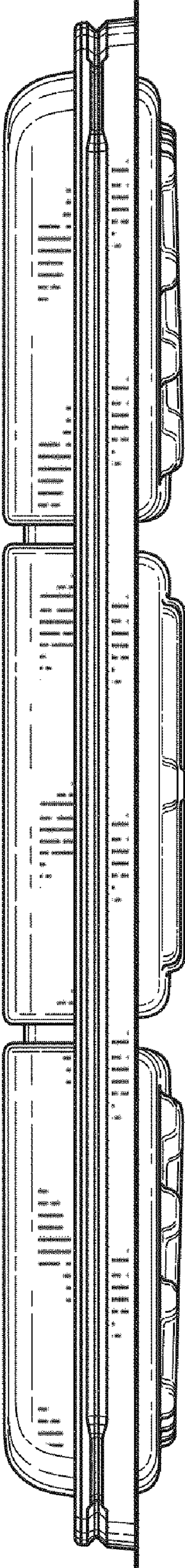


FIG. 6

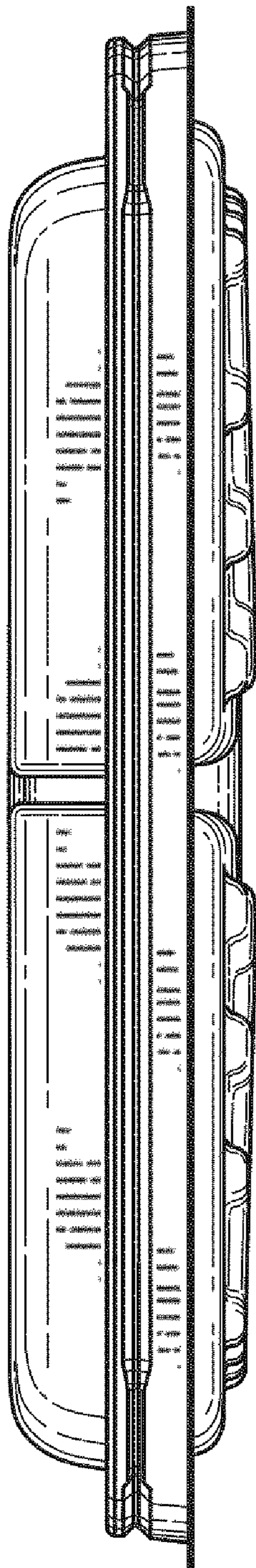


FIG. 7

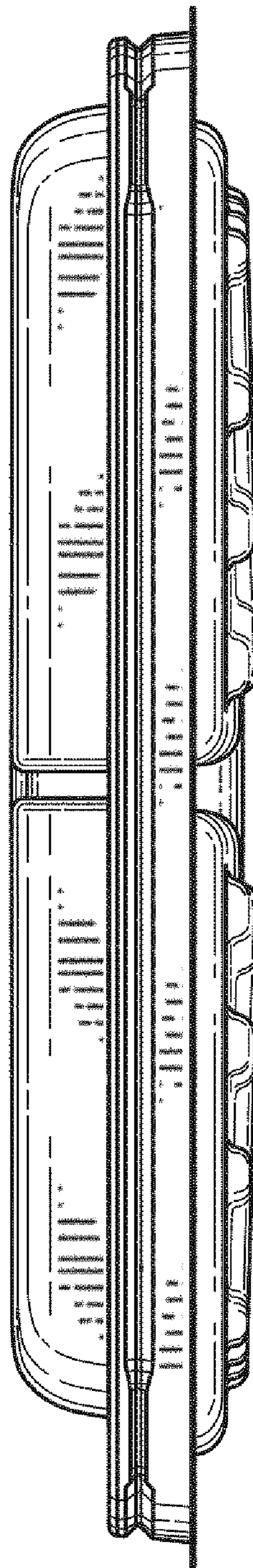


FIG. 8