



US00D648625S

(12) **United States Design Patent**
Golota et al.

(10) **Patent No.:** **US D648,625 S**

(45) **Date of Patent:** **** Nov. 15, 2011**

(54) **BASE**

(75) Inventors: **George A. Golota**, Glenview, IL (US);
Andrei Voityna, Chicago, IL (US)

(73) Assignee: **Clear Lam Packaging, Inc.**, Elk Grove
Village, IL (US)

(**) Term: **14 Years**

(21) Appl. No.: **29/391,365**

(22) Filed: **May 6, 2011**

(51) **LOC (9) Cl.** **09-07**

(52) **U.S. Cl.** **D9/434; D9/456**

(58) **Field of Classification Search** D9/761,
D9/737, 732, 707-710, 456, 453, 452, 435,
D9/434, 425, 424, 416, 414; D3/304, 264;
222/94, 107; 206/522, 219, 205

See application file for complete search history.

(56) **References Cited**

U.S. PATENT DOCUMENTS

D124,414 S	*	12/1940	Shepard	D9/456
D172,400 S	*	6/1954	Prentice	D9/456
D184,354 S	*	2/1959	Joyce	D9/456
D226,757 S	*	4/1973	Boyd	D9/456
D226,759 S	*	4/1973	Boyd	D9/456

D245,070 S	*	7/1977	Congleton	D9/425
D247,426 S	*	3/1978	Montesi	D9/424
D268,568 S	*	4/1983	Holden	D9/425
D558,452 S	*	1/2008	Richter	D3/304
D607,098 S	*	12/2009	Sykes	D23/393
D628,434 S	*	12/2010	Sarnoff et al.	D7/359

OTHER PUBLICATIONS

U.S. Appl. No. 29/391,352, George A. Golota.
U.S. Appl. No. 29/391,366, George A. Golota.
U.S. Appl. No. 29/391,273, George A. Golota.
U.S. Appl. No. 29/391,368, George A. Golota.

* cited by examiner

Primary Examiner — Susan Bennett Hattan

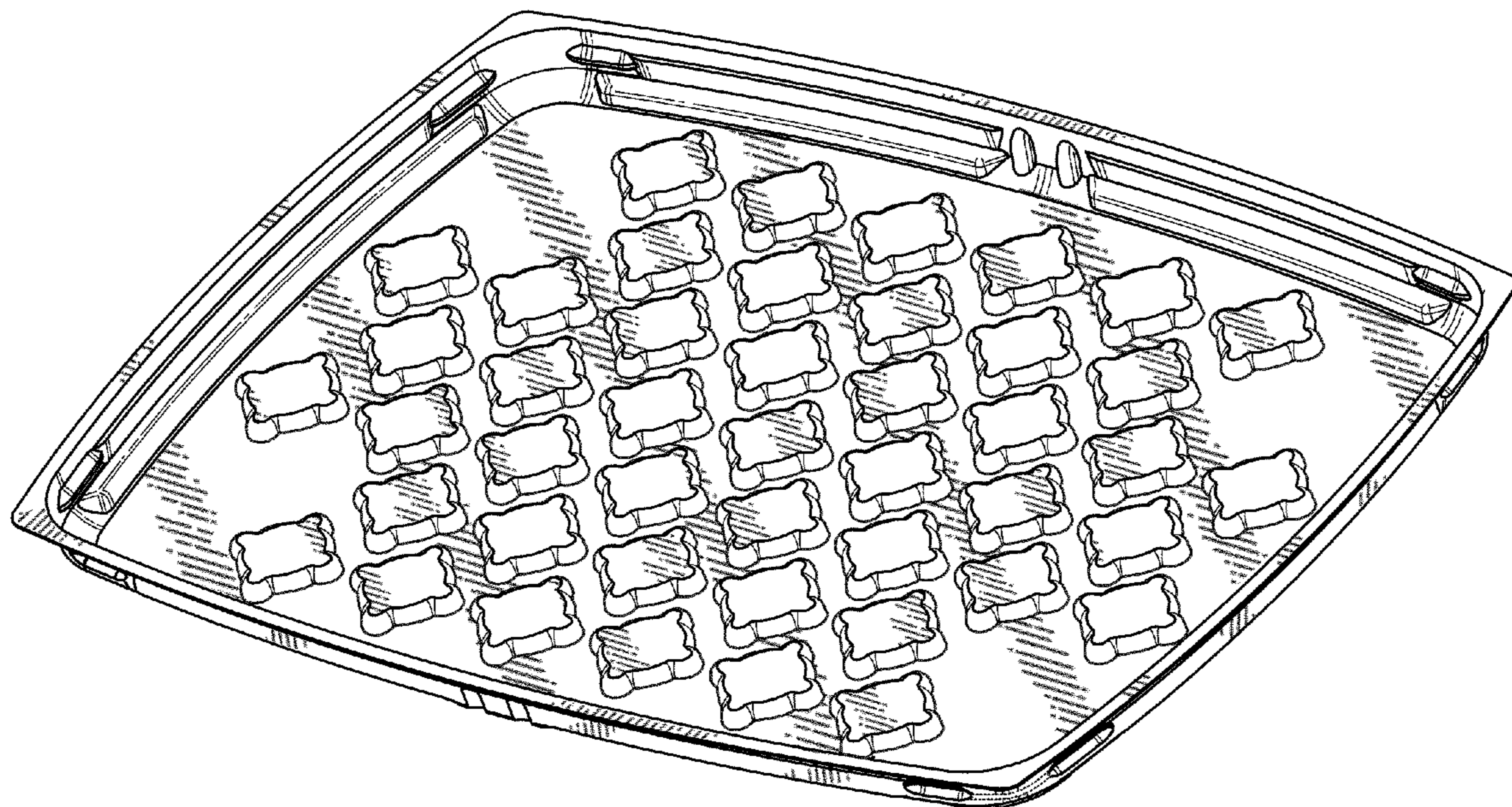
(57) **CLAIM**

An ornamental design for a base, as shown and described.

DESCRIPTION

FIG. 1 is a top perspective view of the base;
FIG. 2 is a bottom perspective view of the base;
FIG. 3 is a top view of the base;
FIG. 4 is a bottom view of the base;
FIG. 5 is a front side view of the base;
FIG. 6 is a back side view of the base;
FIG. 7 is a left side view of the base; and,
FIG. 8 is a right side view of the base.

1 Claim, 5 Drawing Sheets



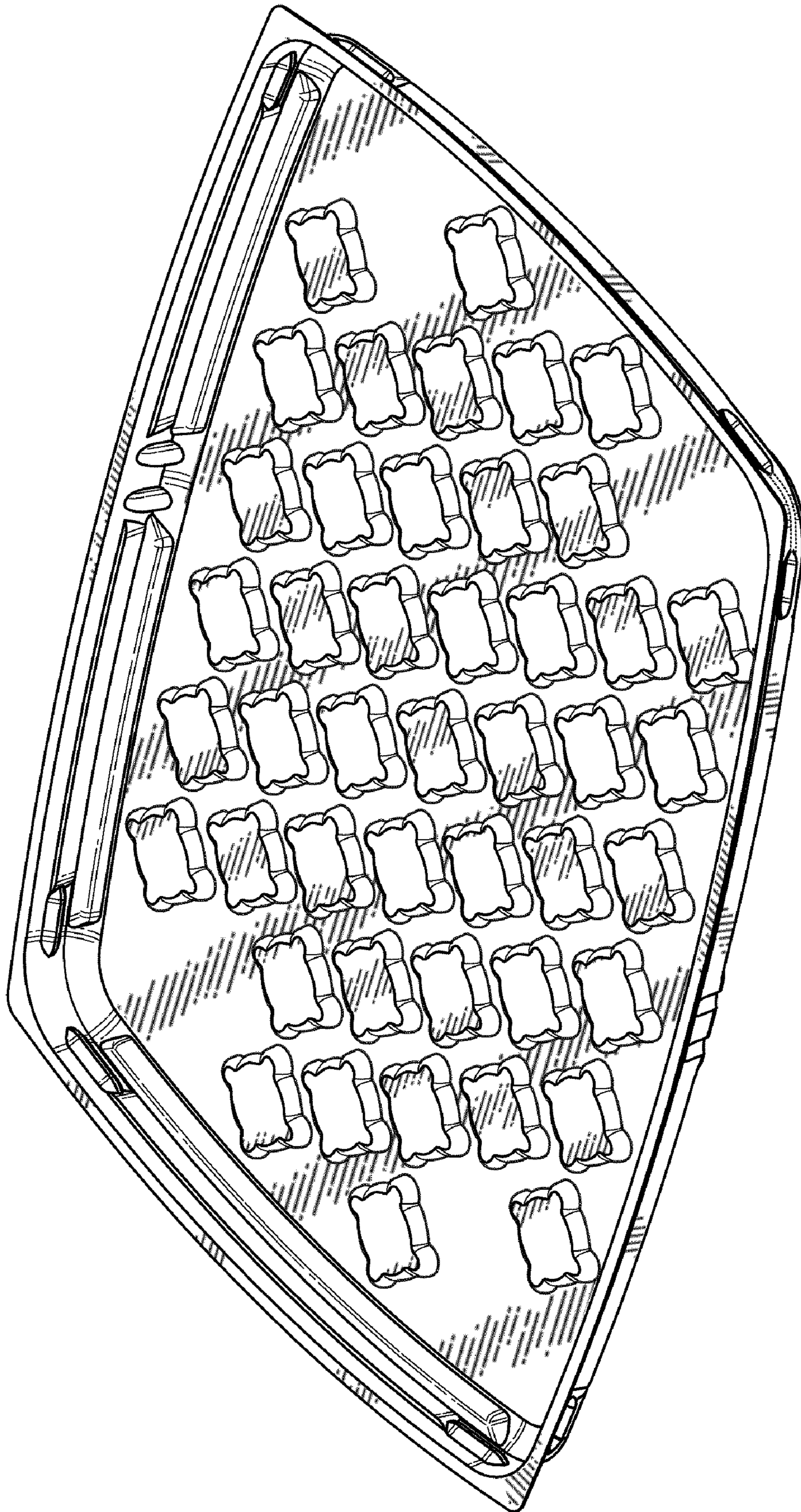


FIG. 1

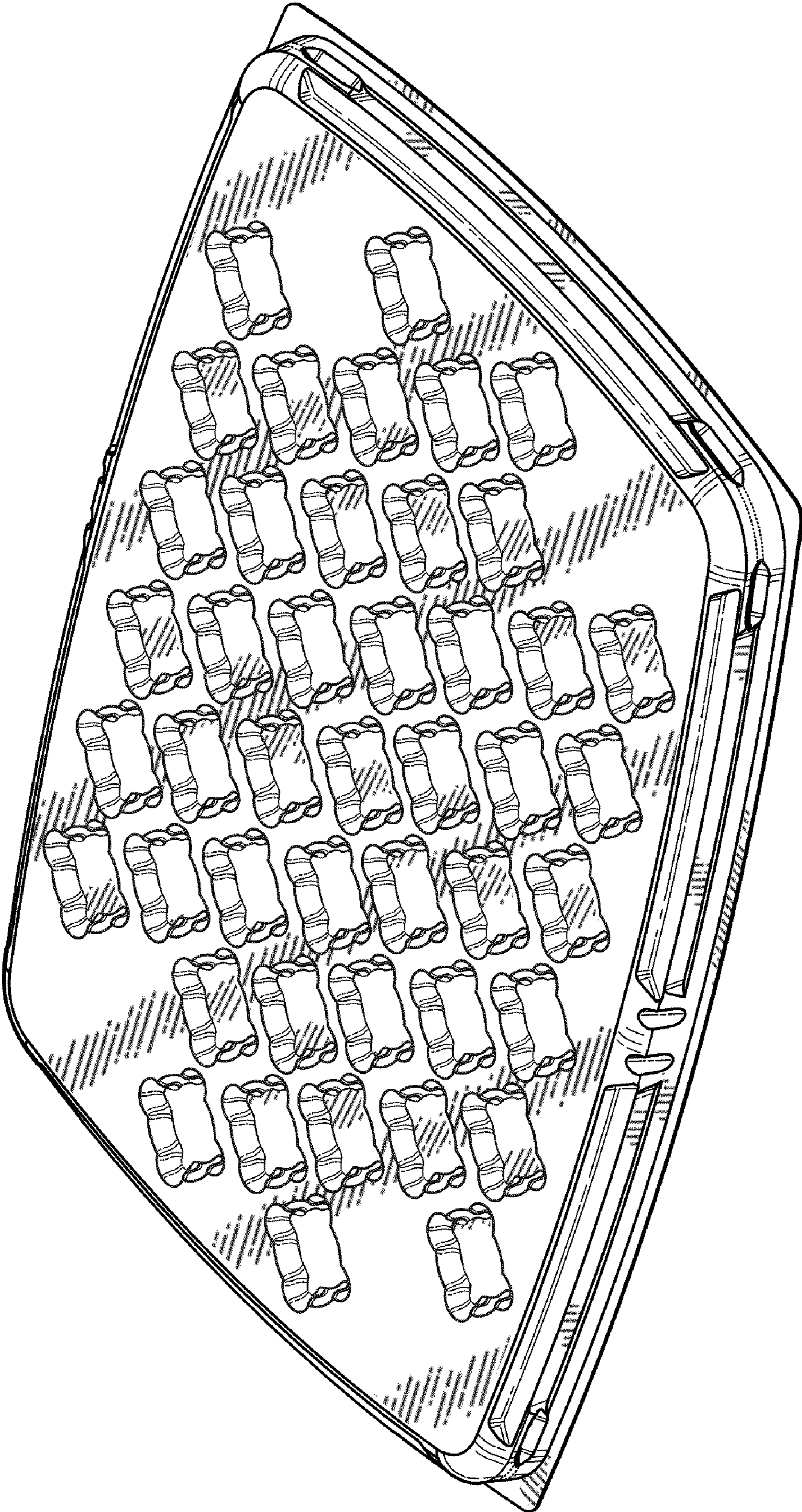


FIG. 2




FIG. 3




FIG. 4

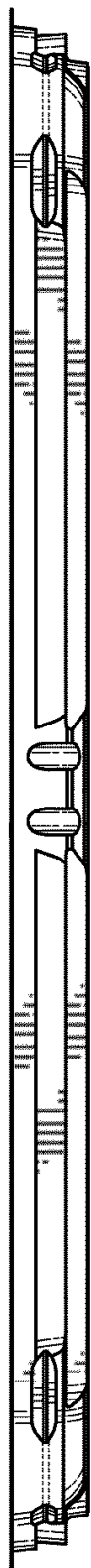


FIG. 5

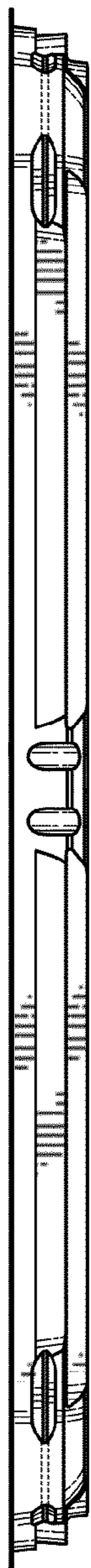


FIG. 6



FIG. 7

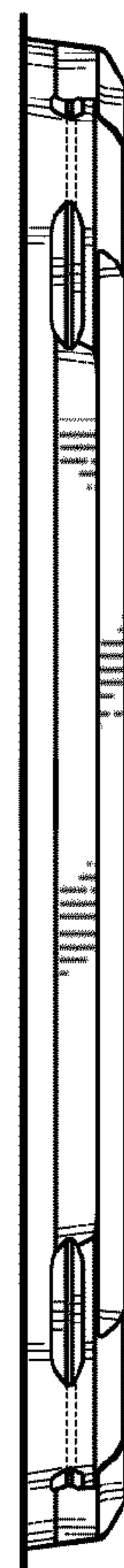


FIG. 8