



US00D648616S

(12) **United States Design Patent**
Mattson

(10) **Patent No.:** **US D648,616 S**

(45) **Date of Patent:** **** Nov. 15, 2011**

(54) **CABINET HANDLE**

(75) Inventor: **Deborah D. Mattson**, Plainwell, MI
(US)

(73) Assignee: **Belwith Products, LLC**, Grandville, MI
(US)

(**) Term: **14 Years**

(21) Appl. No.: **29/383,870**

(22) Filed: **Jan. 24, 2011**

(51) **LOC (9) Cl.** **08-06**

(52) **U.S. Cl.** **D8/317**

(58) **Field of Classification Search** D8/302,
D8/306, 208, 316, 317, 319, 320, 321, 331,
D8/337, 338, 341; 16/110.1, 412, 444; 70/207,
70/208; 292/216, 336.3, DIG. 30; D12/196;
D28/41, 42; 132/273, 275; D7/393, 394;
D6/549; D99/11

See application file for complete search history.

(56) **References Cited**

U.S. PATENT DOCUMENTS

D186,811 S * 12/1959 Hillgren D8/316
D197,958 S * 4/1964 Heyer D8/317
D205,346 S * 7/1966 Bottom D8/317

D206,151 S * 11/1966 Clayton D8/317
D231,323 S * 4/1974 James D8/318
D362,169 S * 9/1995 Caugh et al. D8/317
D431,445 S * 10/2000 Short D8/316
D451,782 S * 12/2001 Dewald D8/317
D575,622 S * 8/2008 Krumpe D8/315
D609,074 S * 2/2010 Hanes D8/317

* cited by examiner

Primary Examiner — Paula Greene

(74) *Attorney, Agent, or Firm* — Vangelis Economou;
Economou IP Law

(57) **CLAIM**

The ornamental design for a cabinet handle, as shown and described.

DESCRIPTION

FIG. 1 is a perspective view of the cabinet handle showing my new design;

FIG. 2 is a reduced front elevation view thereof;

FIG. 3 is a back elevational view thereof;

FIG. 4 is a right side view thereof;

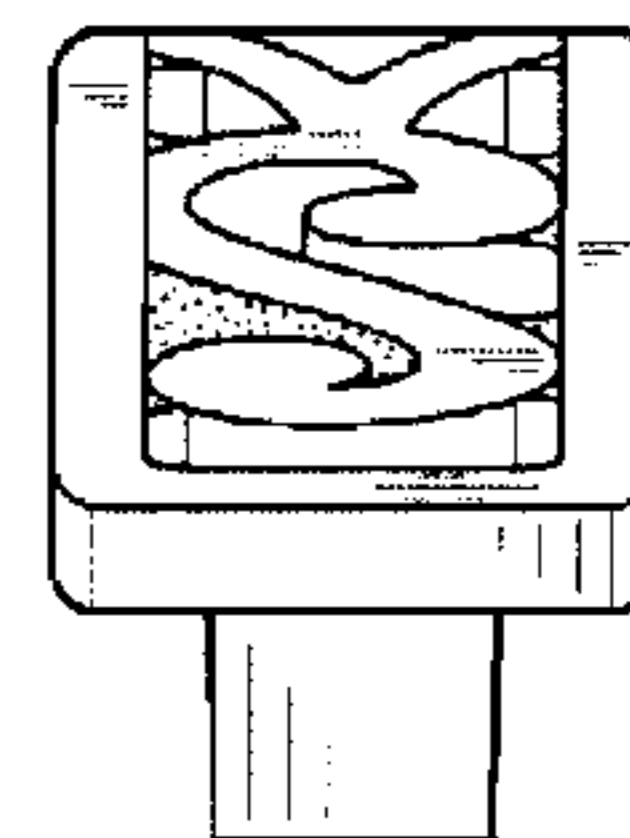
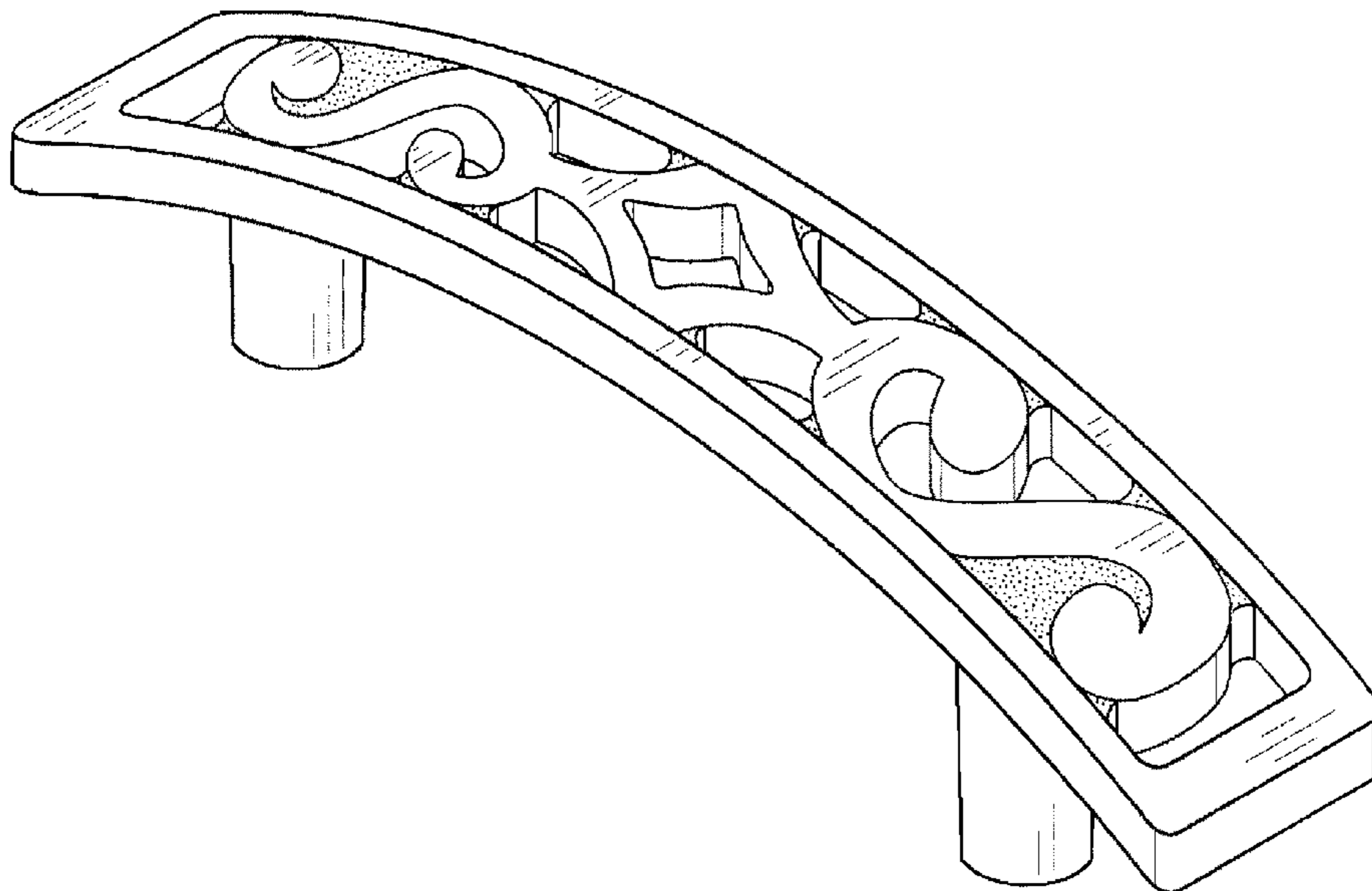
FIG. 5 is a left side view thereof;

FIG. 6 is a top view thereof; and,

FIG. 7 is a bottom view thereof.

The broken lines form no part of the claimed design.

1 Claim, 3 Drawing Sheets



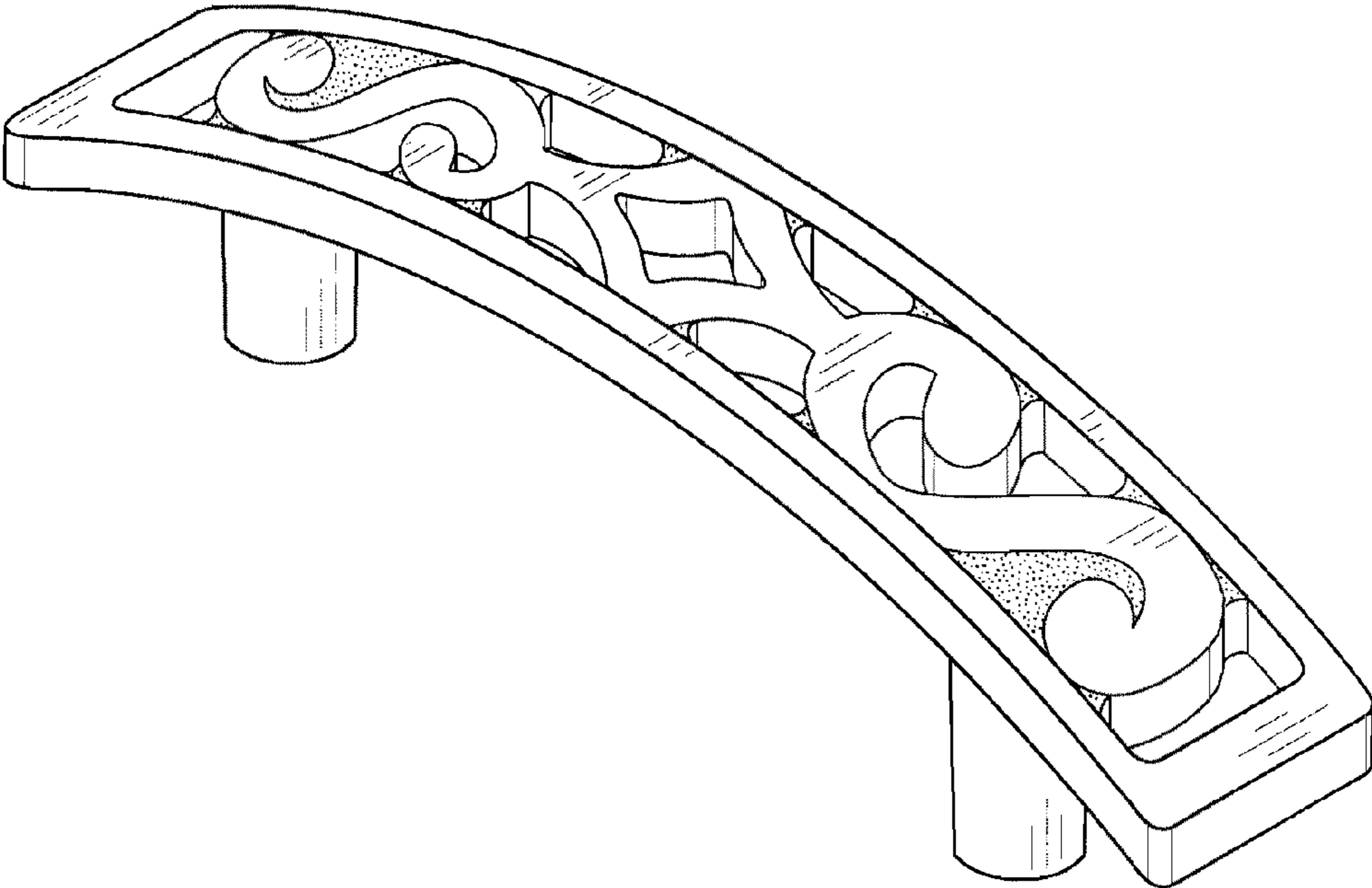


FIG. 1



FIG. 2

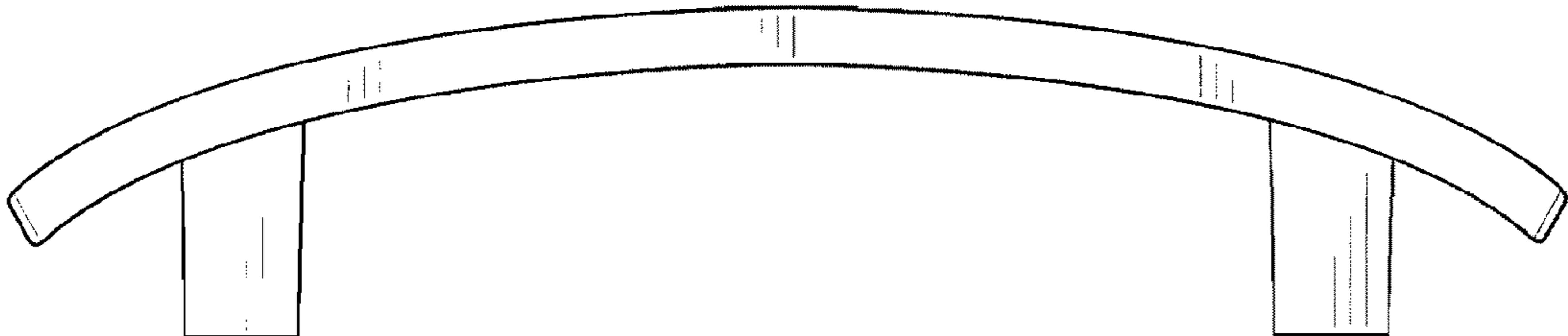


FIG. 3

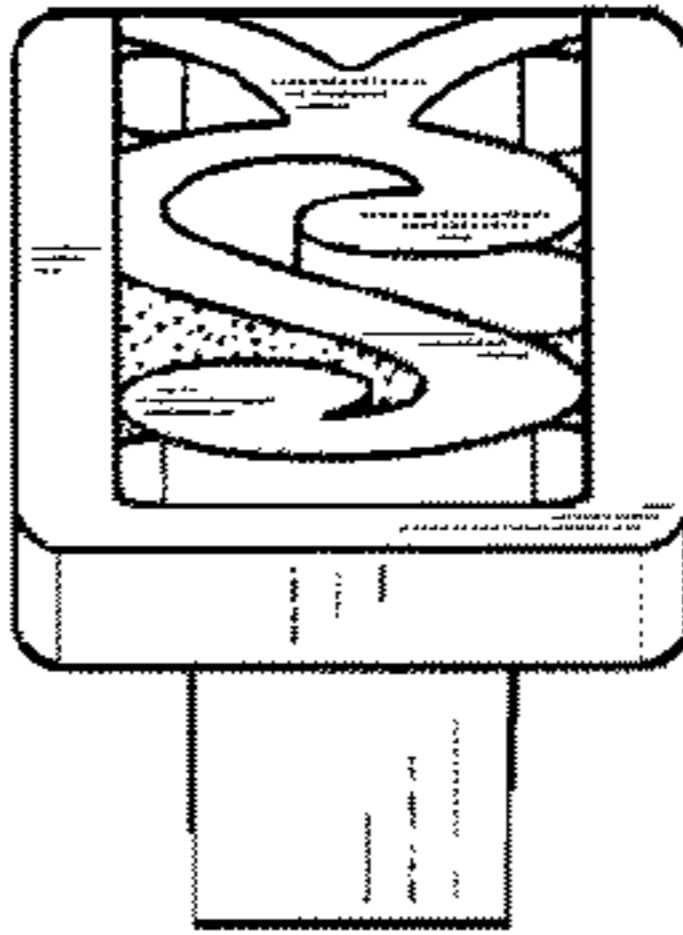


FIG. 4

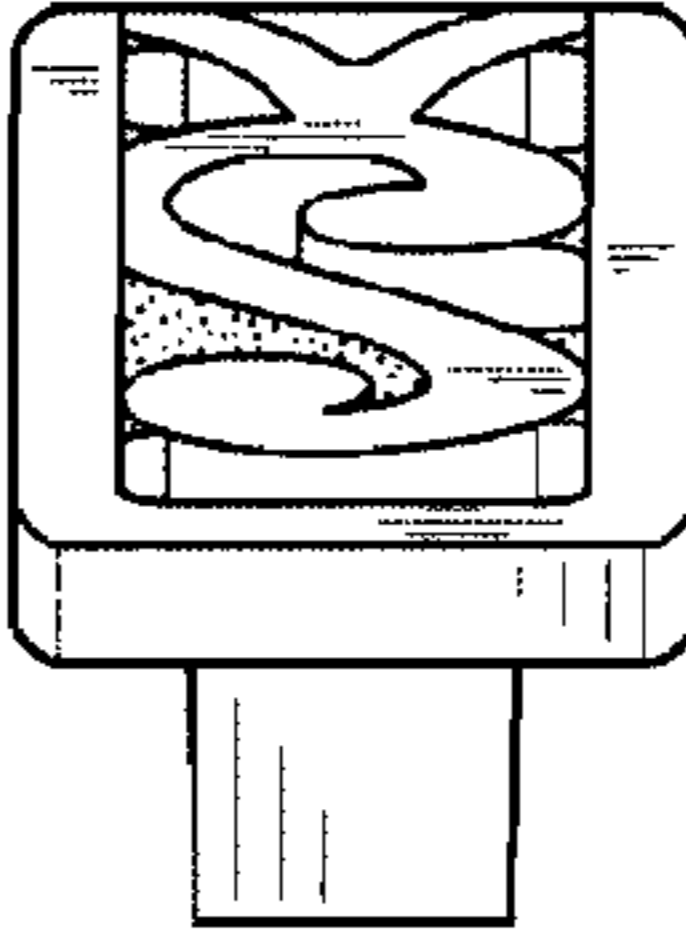


FIG. 5

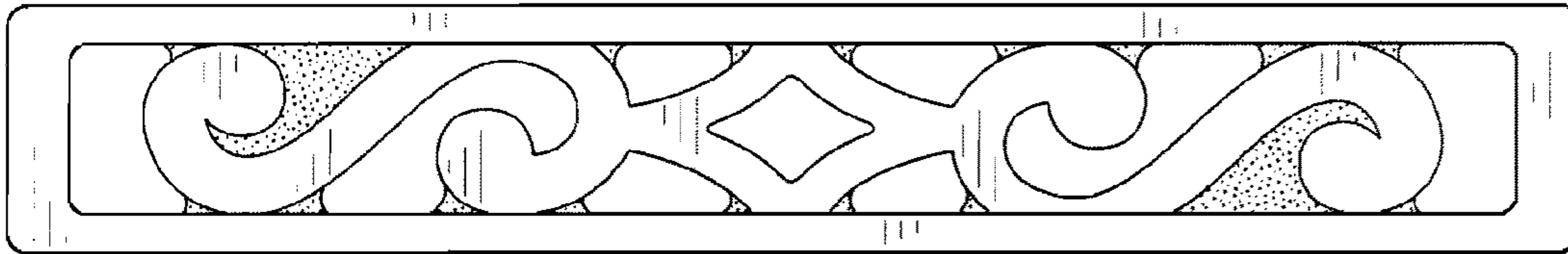


FIG. 6

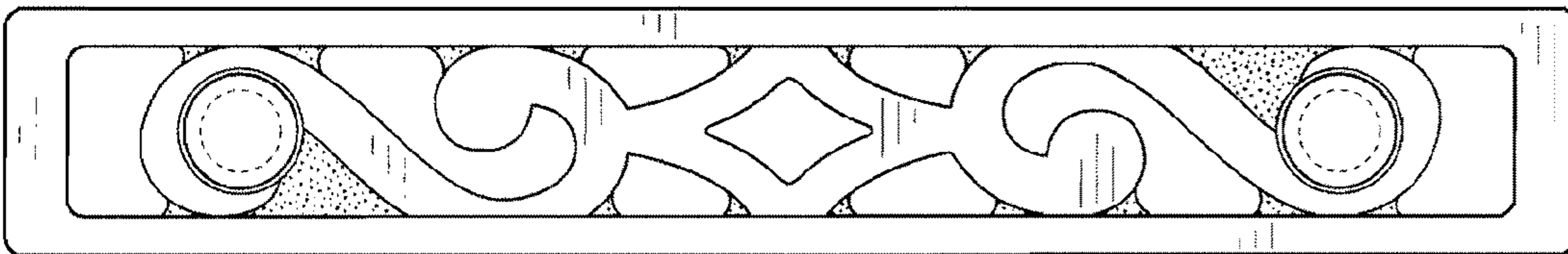


FIG. 7