



US00D648615S

(12) **United States Design Patent**
Mattson

(10) **Patent No.:** **US D648,615 S**

(45) **Date of Patent:** **** Nov. 15, 2011**

(54) **CABINET HANDLE**

(75) Inventor: **Deborah D. Mattson**, Plainwell, MI
(US)

(73) Assignee: **Belwith Products, LLC**, Grandville, MI
(US)

(**) Term: **14 Years**

(21) Appl. No.: **29/383,632**

(22) Filed: **Jan. 20, 2011**

(51) **LOC (9) Cl.** **08-06**

(52) **U.S. Cl.** **D8/317**

(58) **Field of Classification Search** D8/300,
D8/315, 316, 317, 319, 320, DIG. 1; 16/110.1,
16/412; D7/393, 394; 292/336.3; D99/11
See application file for complete search history.

(56) **References Cited**

U.S. PATENT DOCUMENTS

D206,148 S *	11/1966	Clayton	D8/319
D208,691 S *	9/1967	Morgan	D8/317
D295,827 S *	5/1988	Benjamin	D8/317
D323,281 S *	1/1992	Young	D8/320
D326,992 S *	6/1992	Clayton	D8/317
D343,108 S *	1/1994	Fulton	D8/315

D368,644 S *	4/1996	Bishop	D8/317
D450,999 S *	11/2001	Dewald et al.	D8/317
D562,107 S *	2/2008	Tor Verges	D8/316
D563,759 S *	3/2008	Oliver et al.	D8/316
D574,217 S *	8/2008	Jou	D8/317
D602,138 S *	10/2009	Gilbert et al.	D23/304
D629,669 S *	12/2010	Mattson	D8/315

* cited by examiner

Primary Examiner — Paula Greene

(74) *Attorney, Agent, or Firm* — Vangelis Economou;
Economou IP Law

(57) **CLAIM**

The ornamental design for a cabinet handle, as shown and described.

DESCRIPTION

FIG. 1 is a perspective view of the cabinet handle showing my new design;

FIG. 2 is a reduced front elevation view thereof;

FIG. 3 is a back elevational view thereof;

FIG. 4 is a right side view thereof;

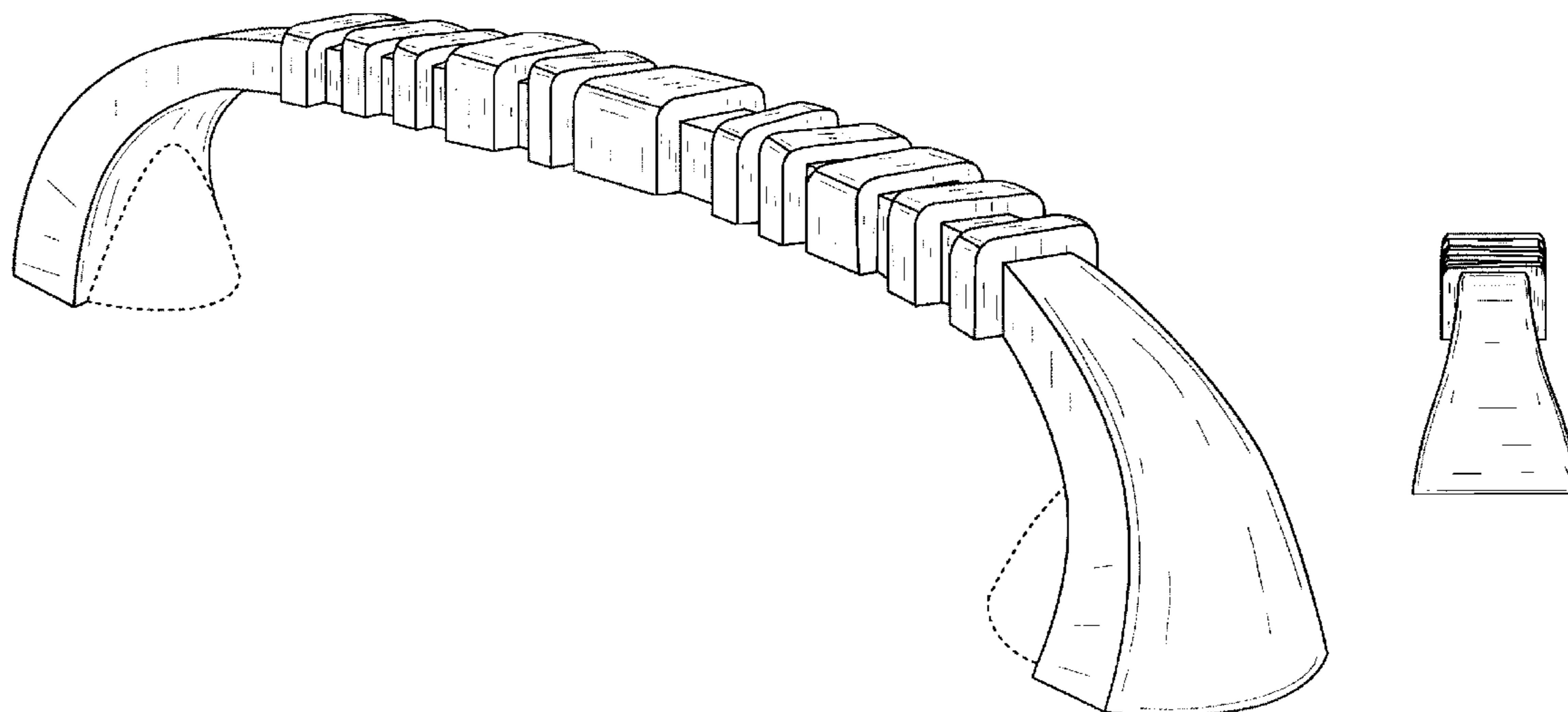
FIG. 5 is a left side view thereof;

FIG. 6 is a top view thereof; and,

FIG. 7 is a bottom view thereof.

The broken lines form no part of the claimed design.

1 Claim, 3 Drawing Sheets



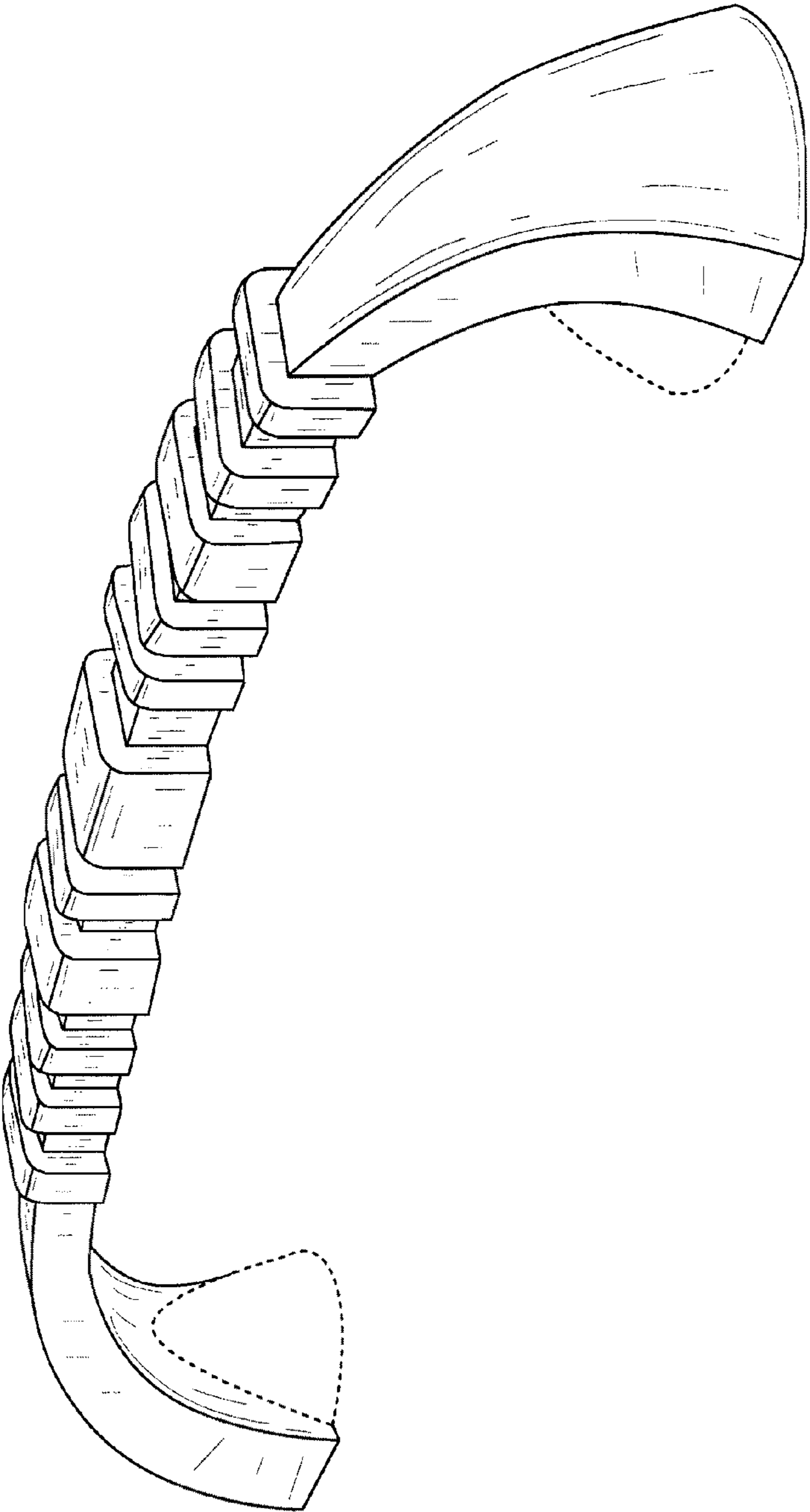


FIG. 1




FIG. 2



FIG. 3

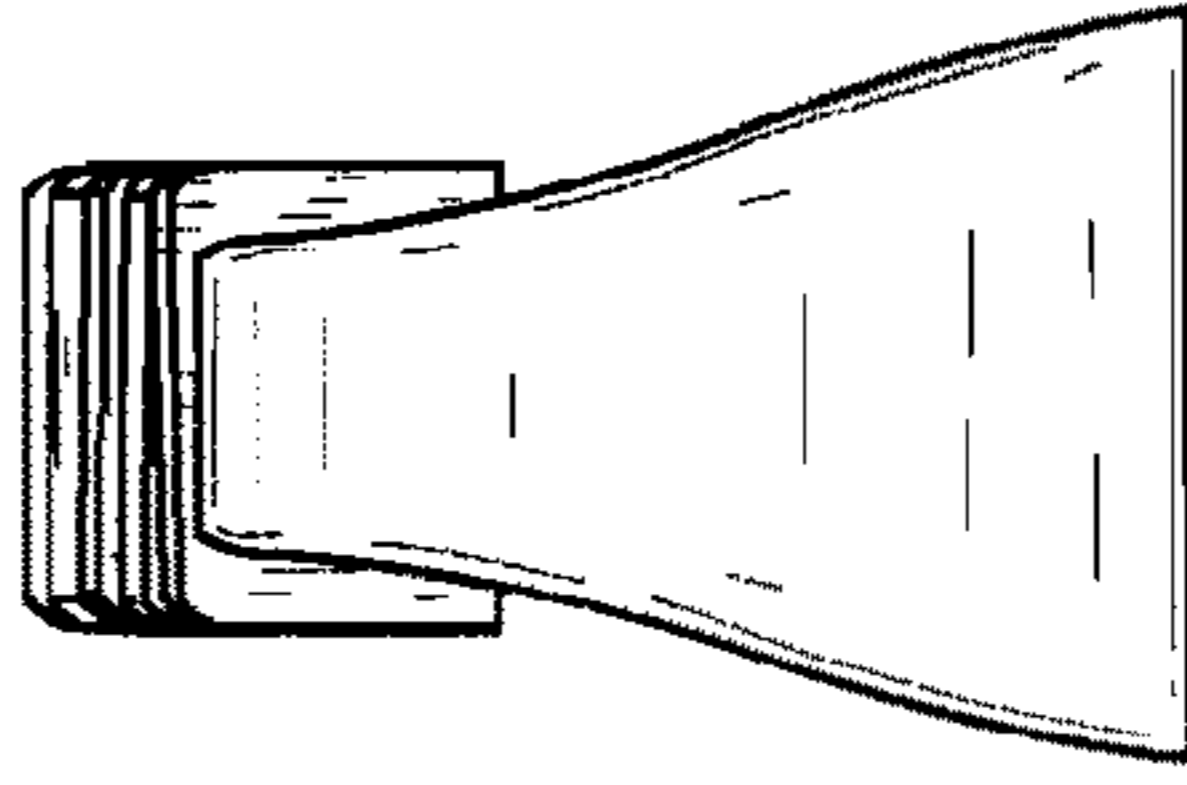


FIG. 4

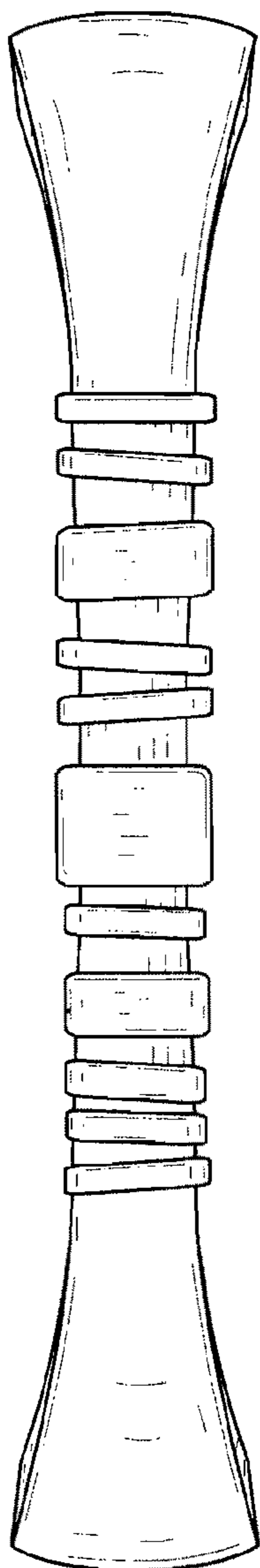


FIG. 6

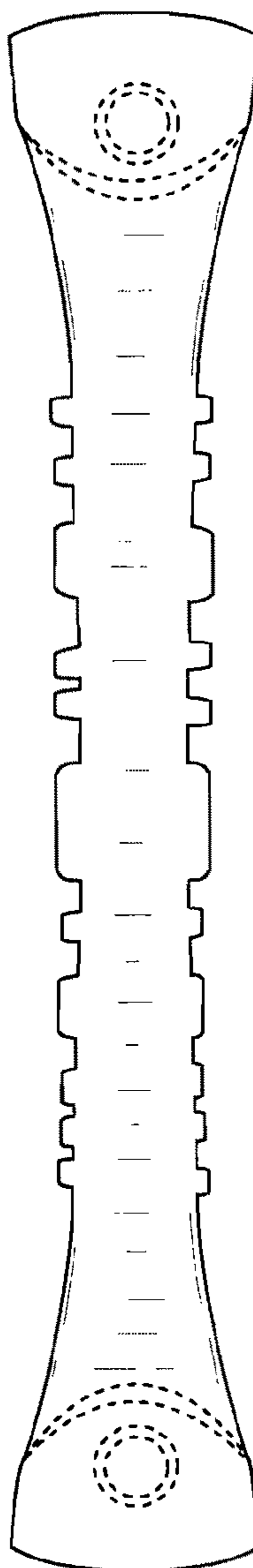


FIG. 7

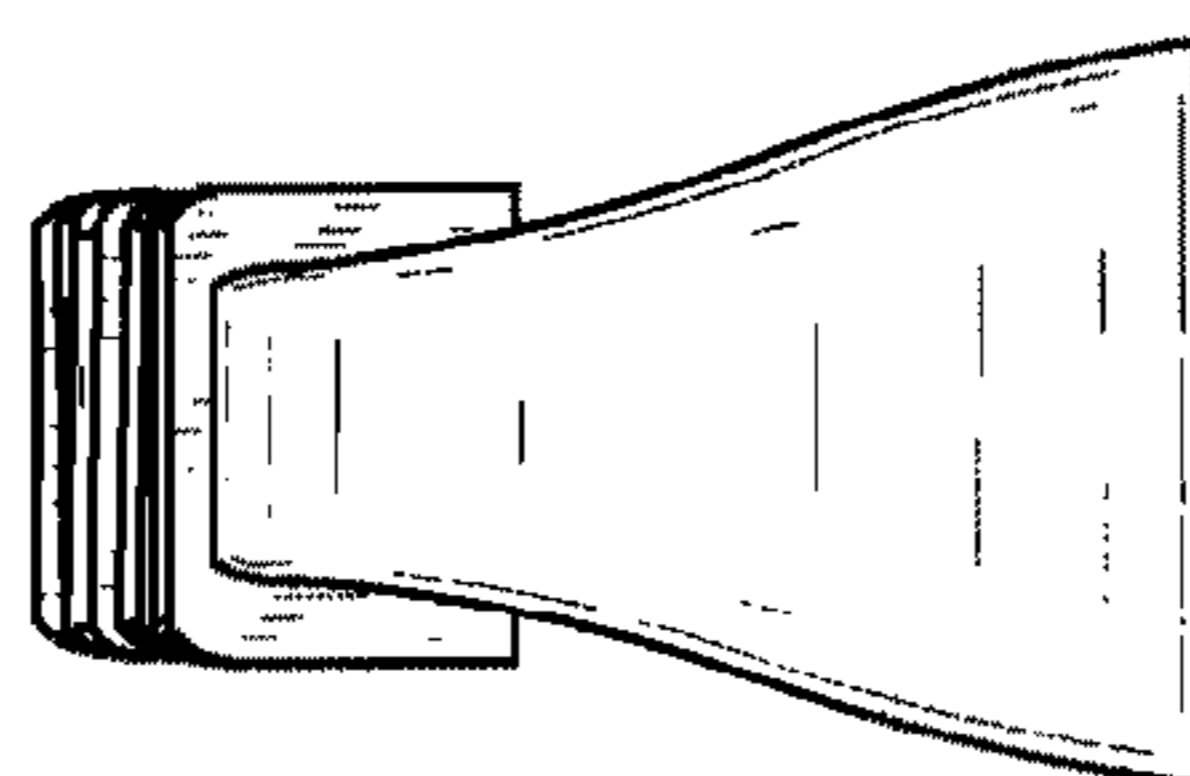


FIG. 5