

US00D648605S

(12) **United States Design Patent**
Lee

(10) **Patent No.:** **US D648,605 S**

(45) **Date of Patent:** **** Nov. 15, 2011**

(54) **GARDENING SHEARS**

(75) Inventor: **Mike C. Lee**, Taipei (TW)

(73) Assignee: **Duracraft Products Co., Ltd.**, Taipei (TW)

(**) Term: **14 Years**

(21) Appl. No.: **29/387,940**

(22) Filed: **Mar. 22, 2011**

(51) **LOC (9) Cl.** **08-05**

(52) **U.S. Cl.** **D8/5**

(58) **Field of Classification Search** D8/5, 52,
D8/54, 58; 30/131, 260, 262, 193-194, 296.1,
30/134, 251-252, 254

See application file for complete search history.

(56) **References Cited**

U.S. PATENT DOCUMENTS

D337,033	S	*	7/1993	DeVile	D8/5
D344,220	S	*	2/1994	Wensley et al.	D8/5
D354,205	S	*	1/1995	Wensley et al.	D8/5
D390,430	S	*	2/1998	Chai et al.	D8/5
D393,401	S	*	4/1998	Clivio	D8/5
D429,127	S	*	8/2000	Deville	D8/5
D446,094	S	*	8/2001	Ebert	D8/5

D482,580	S	*	11/2003	Richwine et al.	D8/5
D483,235	S	*	12/2003	Deville	D8/5
6,789,324	B2	*	9/2004	Linden et al.	30/245
D500,235	S	*	12/2004	Albert et al.	D8/5
7,178,245	B1	*	2/2007	Lee	30/254
7,454,837	B2	*	11/2008	Shan	30/254
D584,121	S	*	1/2009	Fancelli	D8/52
D622,112	S	*	8/2010	Goetz et al.	D8/5
D635,417	S	*	4/2011	Huang	D8/5

* cited by examiner

Primary Examiner — Holly Baynham

Assistant Examiner — Sheryl Lane

(57) **CLAIM**

The ornamental design for a gardening shears, as shown and described.

DESCRIPTION

FIG. 1 is a perspective view of gardening shears showing my new design;

FIG. 2 is a front view of the shears shown in FIG. 1;

FIG. 3 is a rear view of the shears shown in FIG. 1;

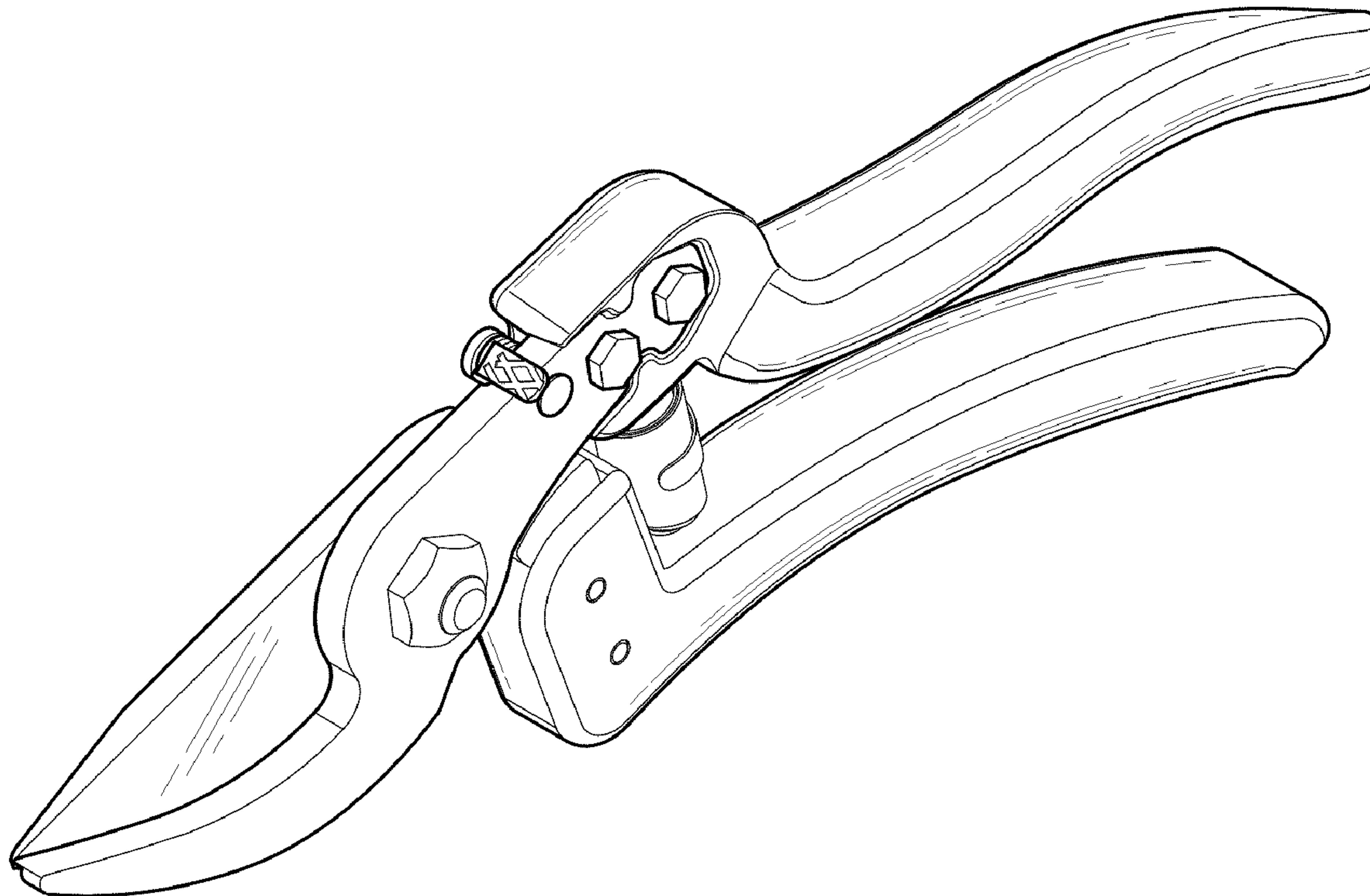
FIG. 4 is a left side view of the shears shown in FIG. 1;

FIG. 5 is a right side view of the shears shown in FIG. 1;

FIG. 6 is a top view of the shears shown in FIG. 1; and,

FIG. 7 is a bottom view of the shears shown in FIG. 1.

1 Claim, 4 Drawing Sheets



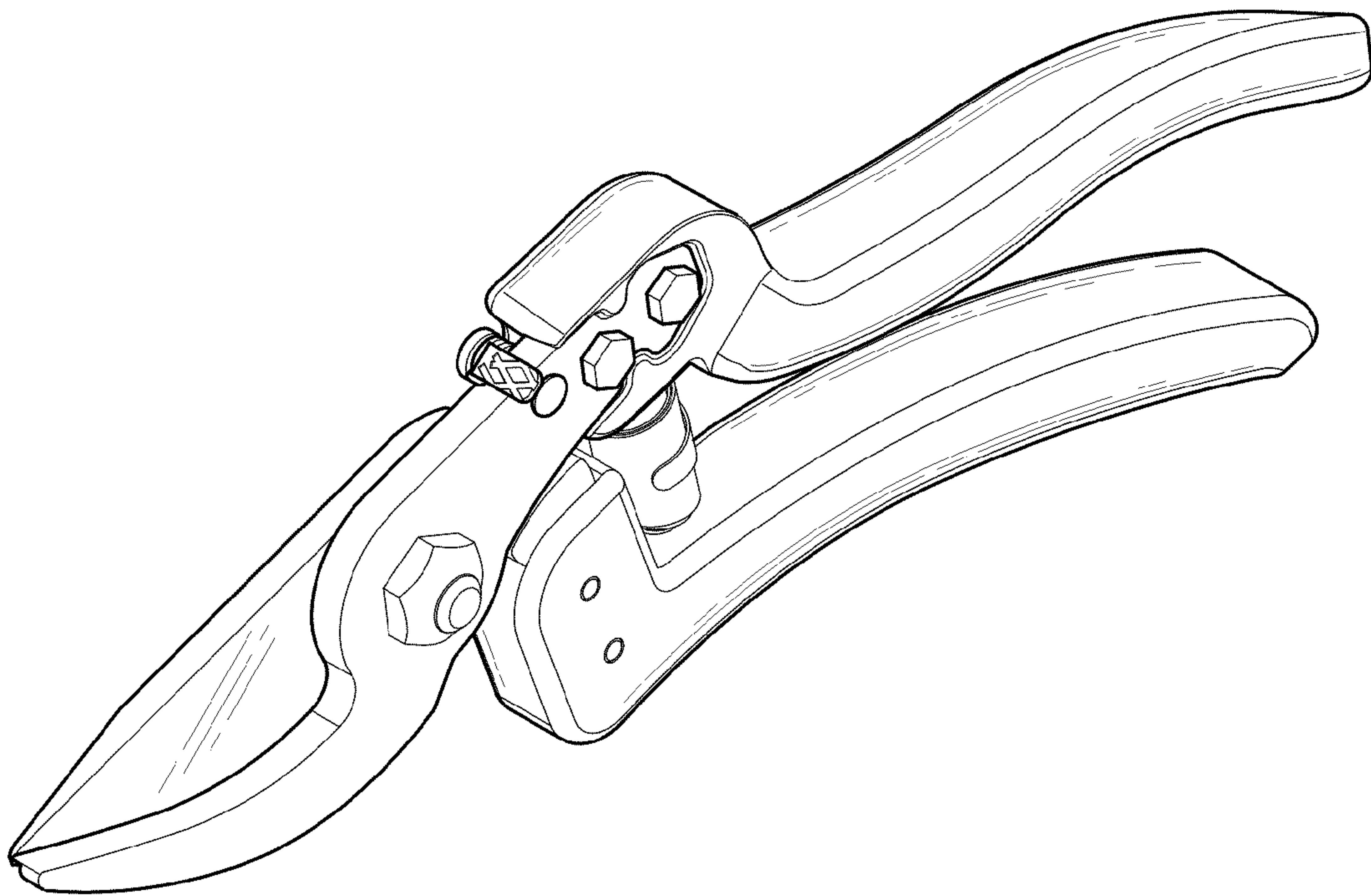


FIG. 1

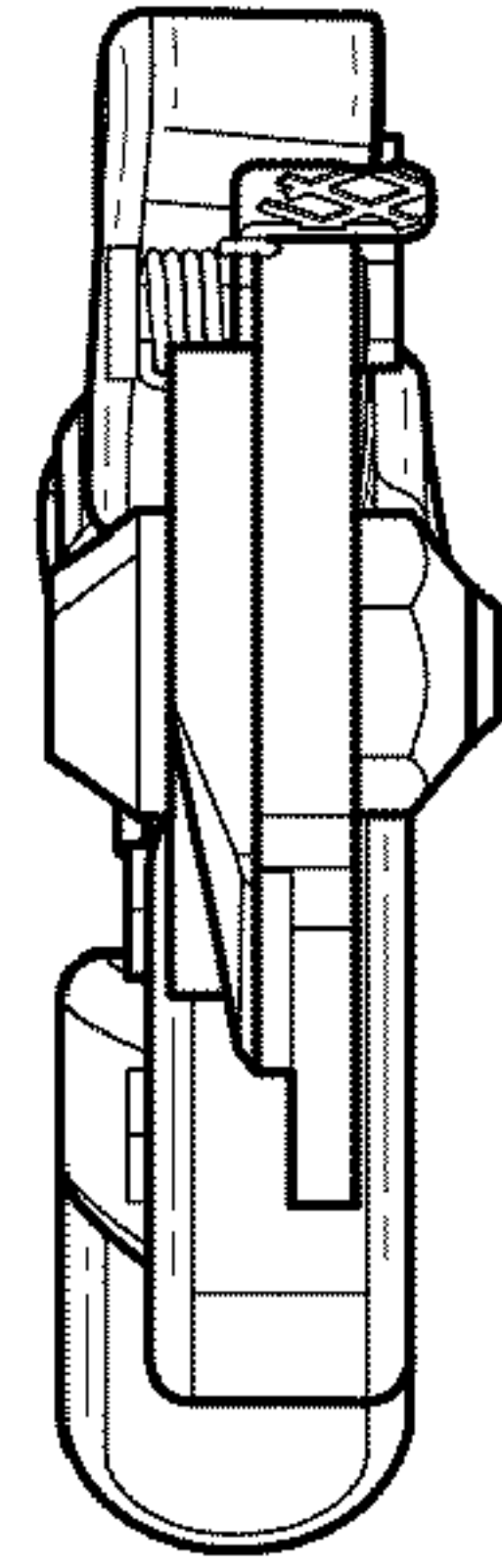


FIG. 2

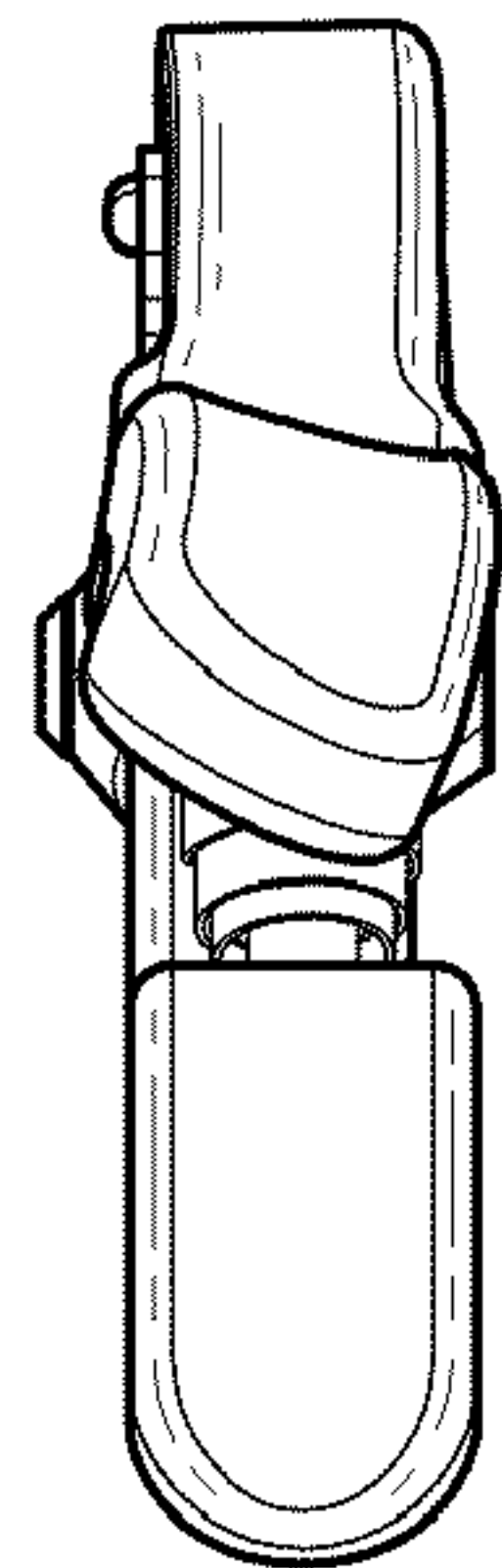


FIG. 3

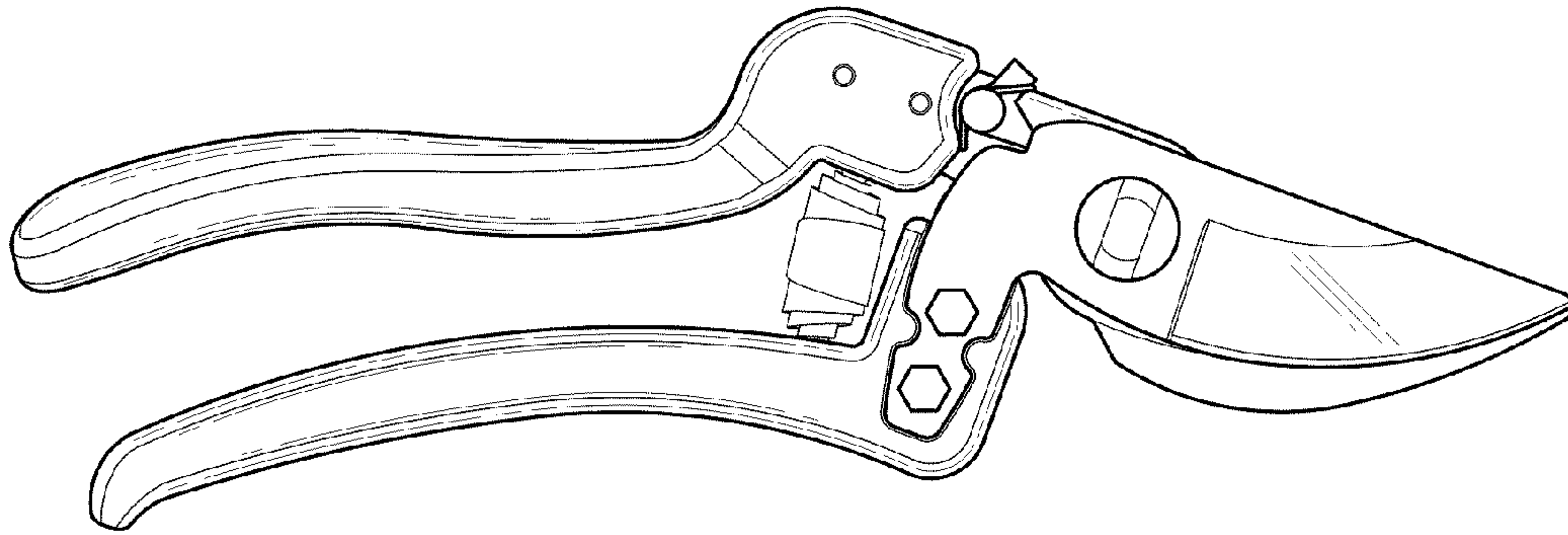


FIG. 4

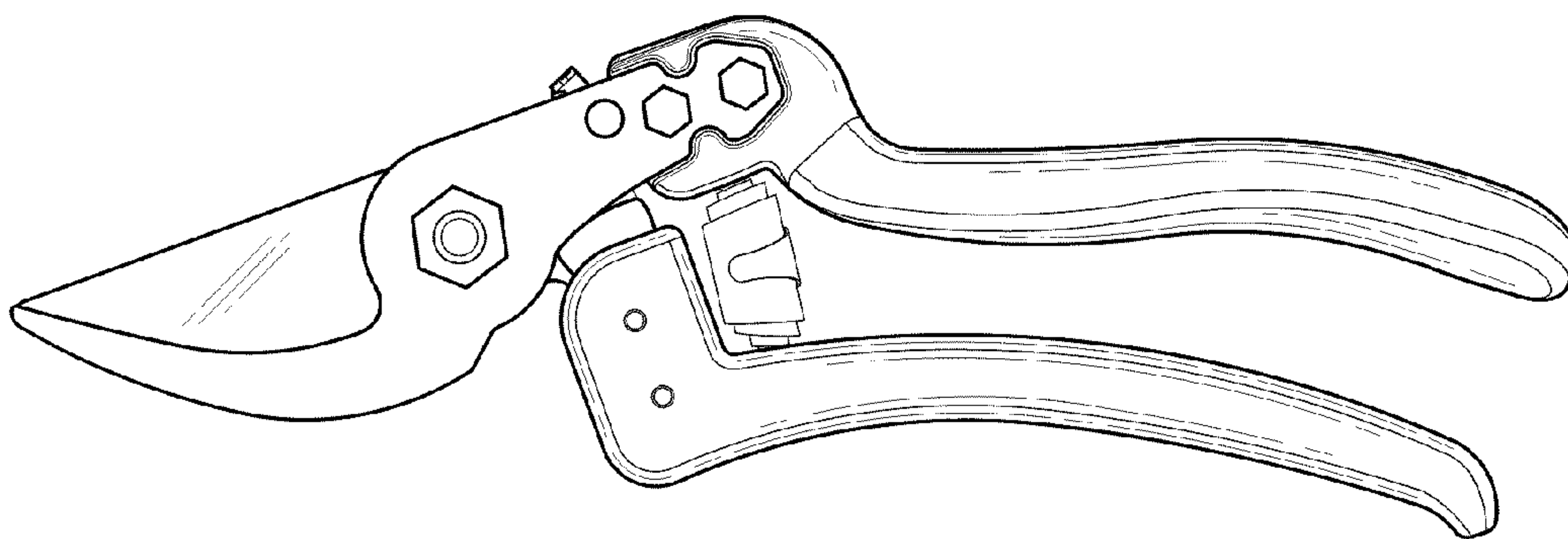


FIG. 5

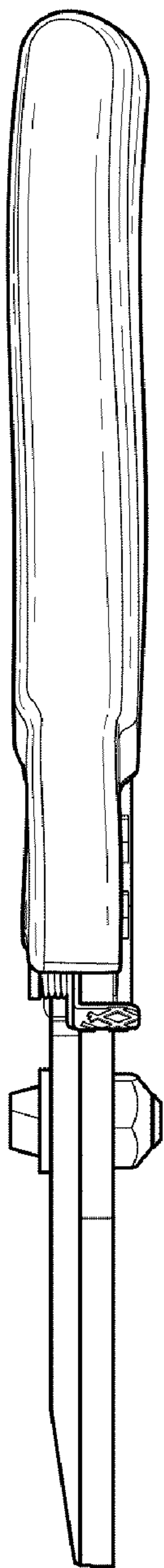


FIG. 6

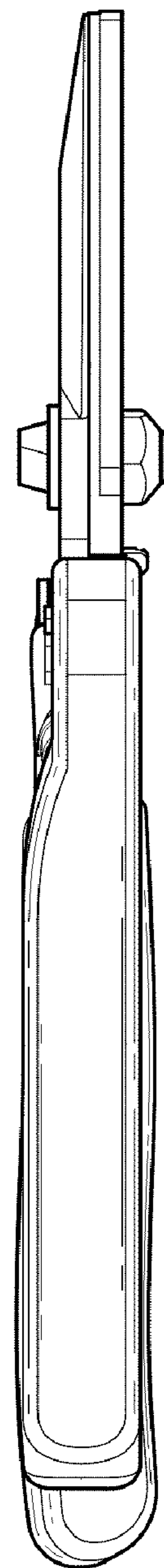


FIG. 7