

US00D648602S

(12) **United States Design Patent**
Gray

(10) **Patent No.:** **US D648,602 S**

(45) **Date of Patent:** **** Nov. 15, 2011**

(54) **SANDWICH TURNER**

(75) Inventor: **Joseph Gray**, Seattle, WA (US)

(73) Assignee: **Chef'n Corporation**, Seattle, WA (US)

(**) Term: **14 Years**

(21) Appl. No.: **29/368,824**

(22) Filed: **Aug. 30, 2010**

(51) **LOC (9) Cl.** **07-02**

(52) **U.S. Cl.** **D7/688**

(58) **Field of Classification Search** D7/368,
D7/401.2, 662, 663, 669, 653, 688-692;
30/124, 136, 137, 150, 169, 322, 324, 325,
30/326, 327, 328; 294/7, 8
See application file for complete search history.

(56) **References Cited**

U.S. PATENT DOCUMENTS

D29,621 S *	11/1898	Pitts	D7/688
D39,441 S *	8/1908	Bain	D7/688
2,432,299 A *	12/1947	Eggleston	219/93
2,563,255 A *	8/1951	Loomis	528/502 F
3,092,411 A *	6/1963	Hardy	294/7
D205,540 S *	8/1966	Latham	D7/692
D207,114 S *	3/1967	Latham	D7/692
D243,381 S *	2/1977	Kridos	D7/688
D246,087 S *	10/1977	Peterson	D7/692
D255,637 S *	7/1980	Kelly	D7/688
D293,295 S *	12/1987	Johnson	D7/688
D297,390 S *	8/1988	Fehrmann	D7/688
D312,561 S *	12/1990	Skerker et al.	D7/696
D326,034 S *	5/1992	Kluesner	D7/688
5,176,418 A *	1/1993	Niu	294/7
D388,286 S *	12/1997	Fox	D7/653
D396,613 S *	8/1998	Cousins	D7/688
D433,602 S *	11/2000	Yu	D7/692

D443,186 S *	6/2001	Kaposi	D7/692
D458,090 S *	6/2002	Veltri et al.	D7/688
D466,377 S *	12/2002	Epstein et al.	D7/692
D487,679 S *	3/2004	Overthun et al.	D7/692
D491,424 S *	6/2004	Rosenthal	D7/692
D496,230 S	9/2004	Germany	D7/688
D496,231 S	9/2004	Germany	D7/688
D498,989 S *	11/2004	White et al.	D7/688
D510,000 S *	9/2005	Lion et al.	D7/692
D515,882 S *	2/2006	Lion et al.	D7/692
D541,602 S *	5/2007	Yu	D7/692
D545,151 S *	6/2007	Lion et al.	D7/691
D545,645 S *	7/2007	Lion et al.	D7/692
D627,200 S *	11/2010	Rothman	D7/692
D631,711 S *	2/2011	Jossem et al.	D7/688
D632,143 S *	2/2011	Geborek	D7/692
7,900,329 B2 *	3/2011	Chun	29/278

* cited by examiner

Primary Examiner — Elizabeth J Oswecki

(74) *Attorney, Agent, or Firm* — Seed IP Law Group, PLLC

(57) **CLAIM**

The ornamental design for a sandwich turner, as shown and described.

DESCRIPTION

FIG. 1 is a front perspective view of a sandwich turner showing my new design.

FIG. 2 is a top plan view thereof.

FIG. 3 is a bottom plan view thereof.

FIG. 4 is a right side elevational view thereof.

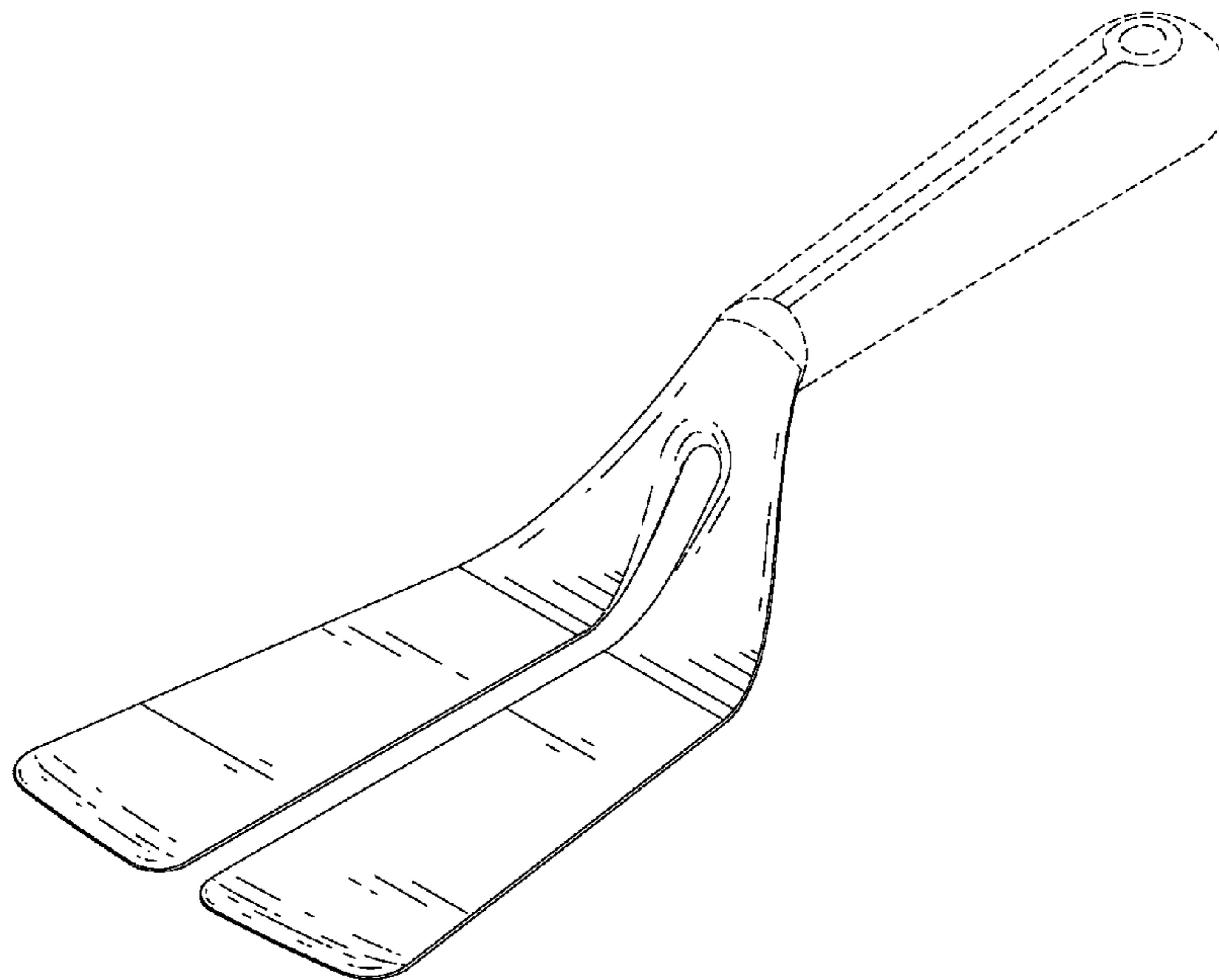
FIG. 5 is a left side elevational view thereof.

FIG. 6 is a front elevational view thereof; and,

FIG. 7 is a rear elevational view thereof.

In the drawings, the broken lines in FIGS. 1-7 depict portions of the design that form no part of the claim.

1 Claim, 3 Drawing Sheets



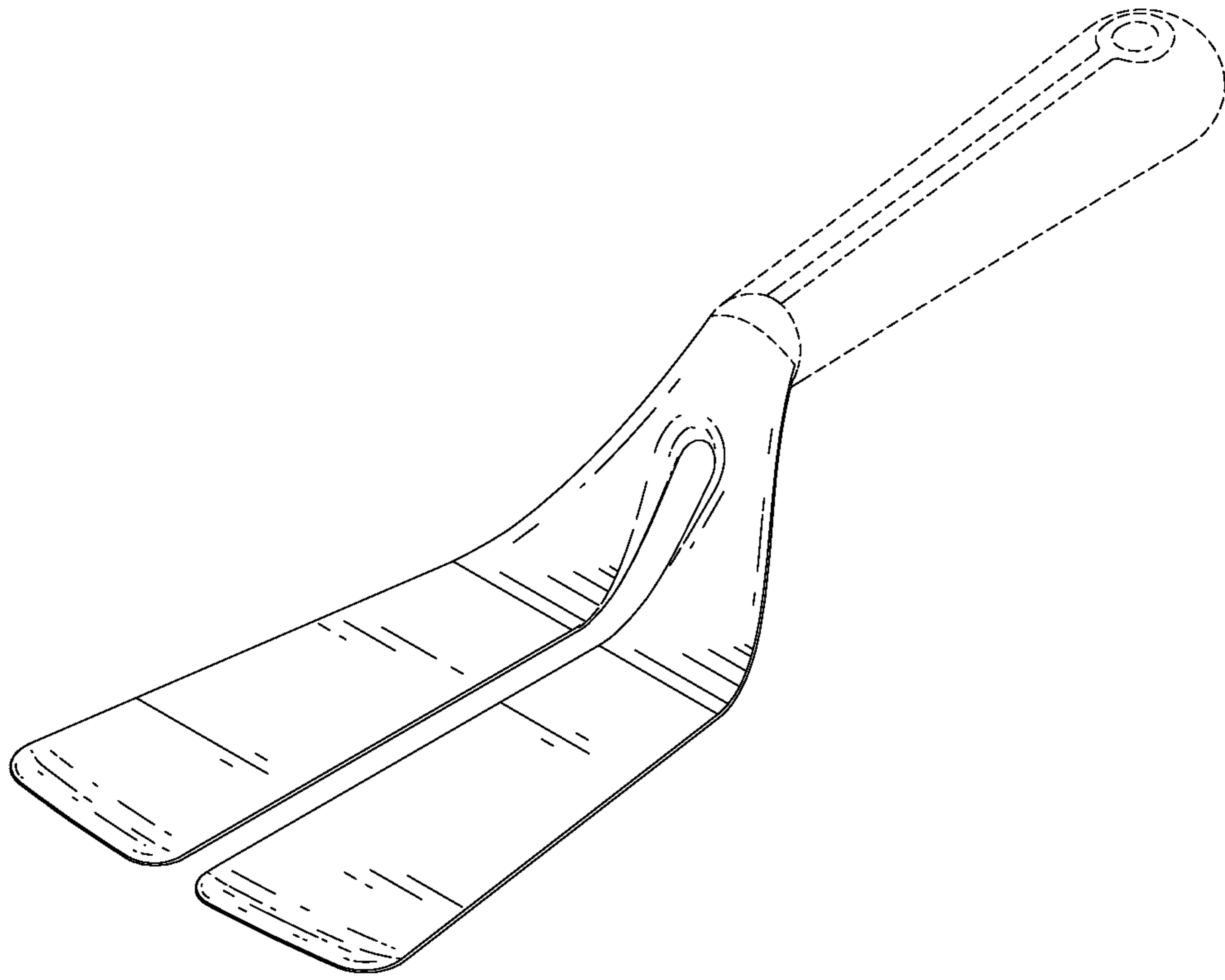


FIG. 1

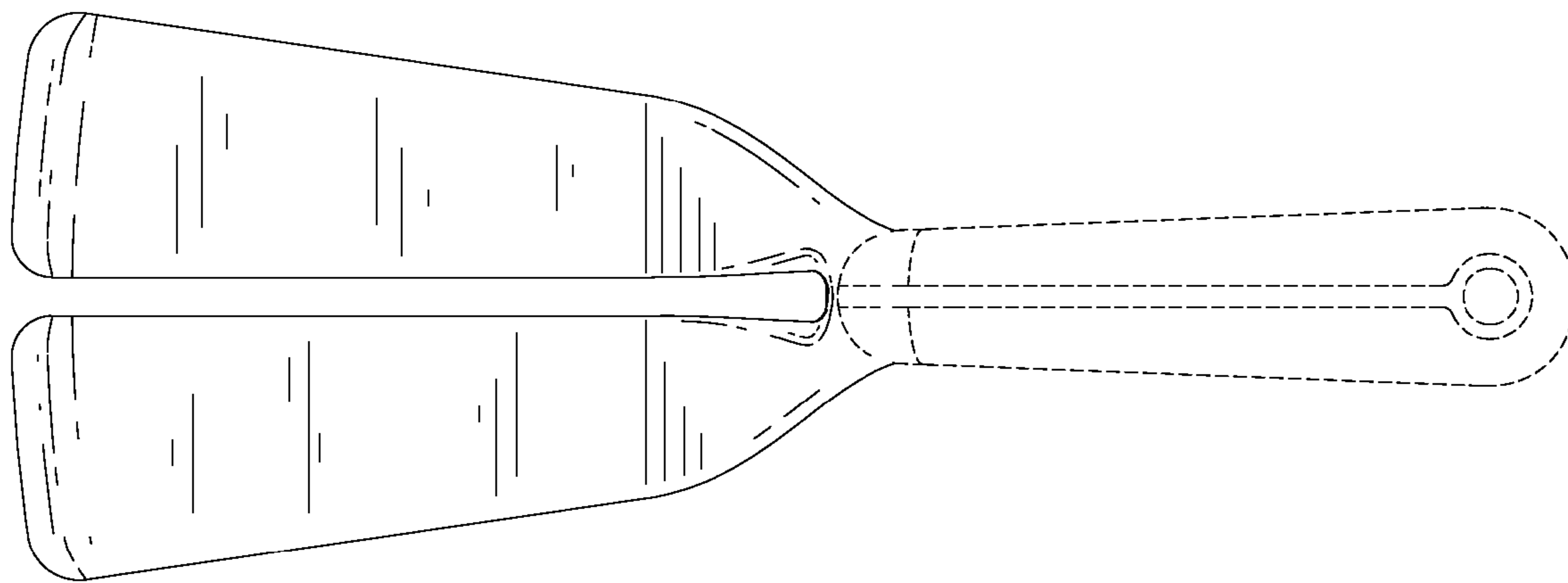


FIG. 2

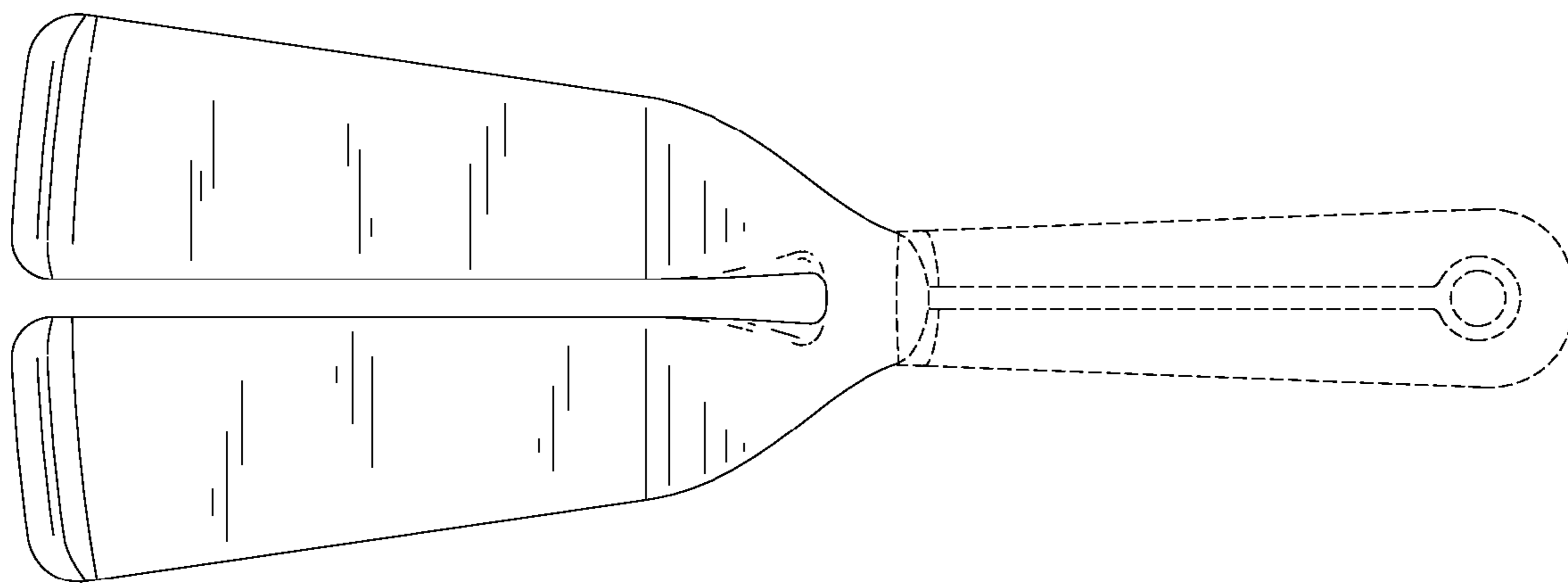


FIG. 3

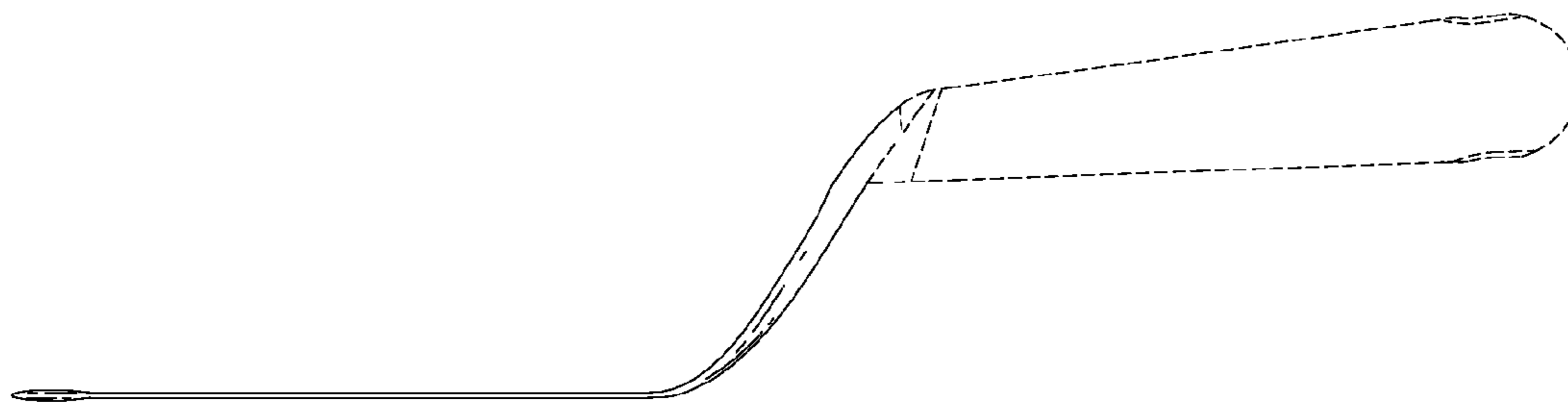


FIG. 4

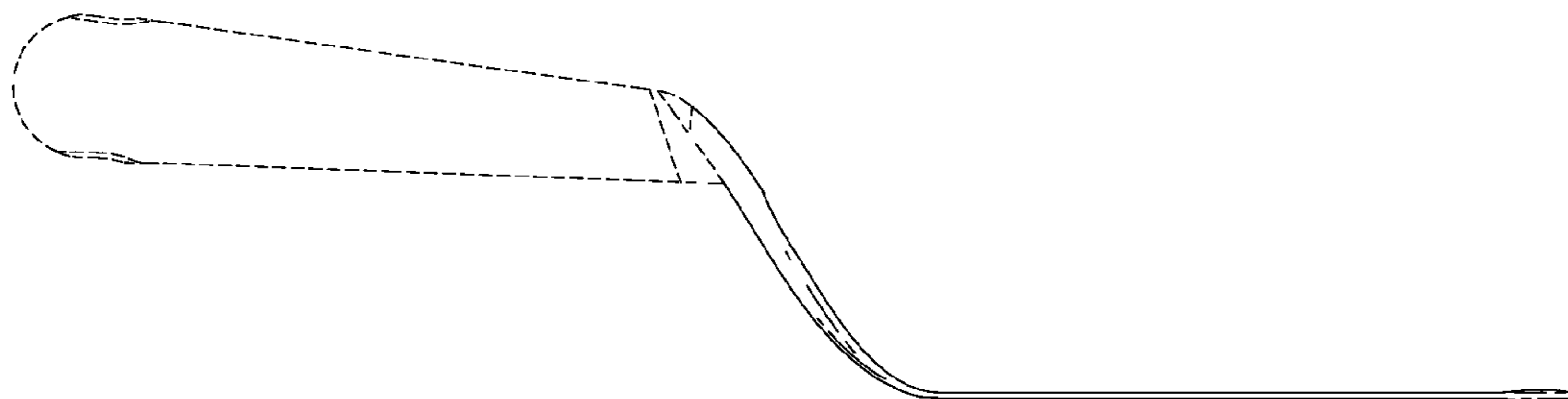


FIG. 5

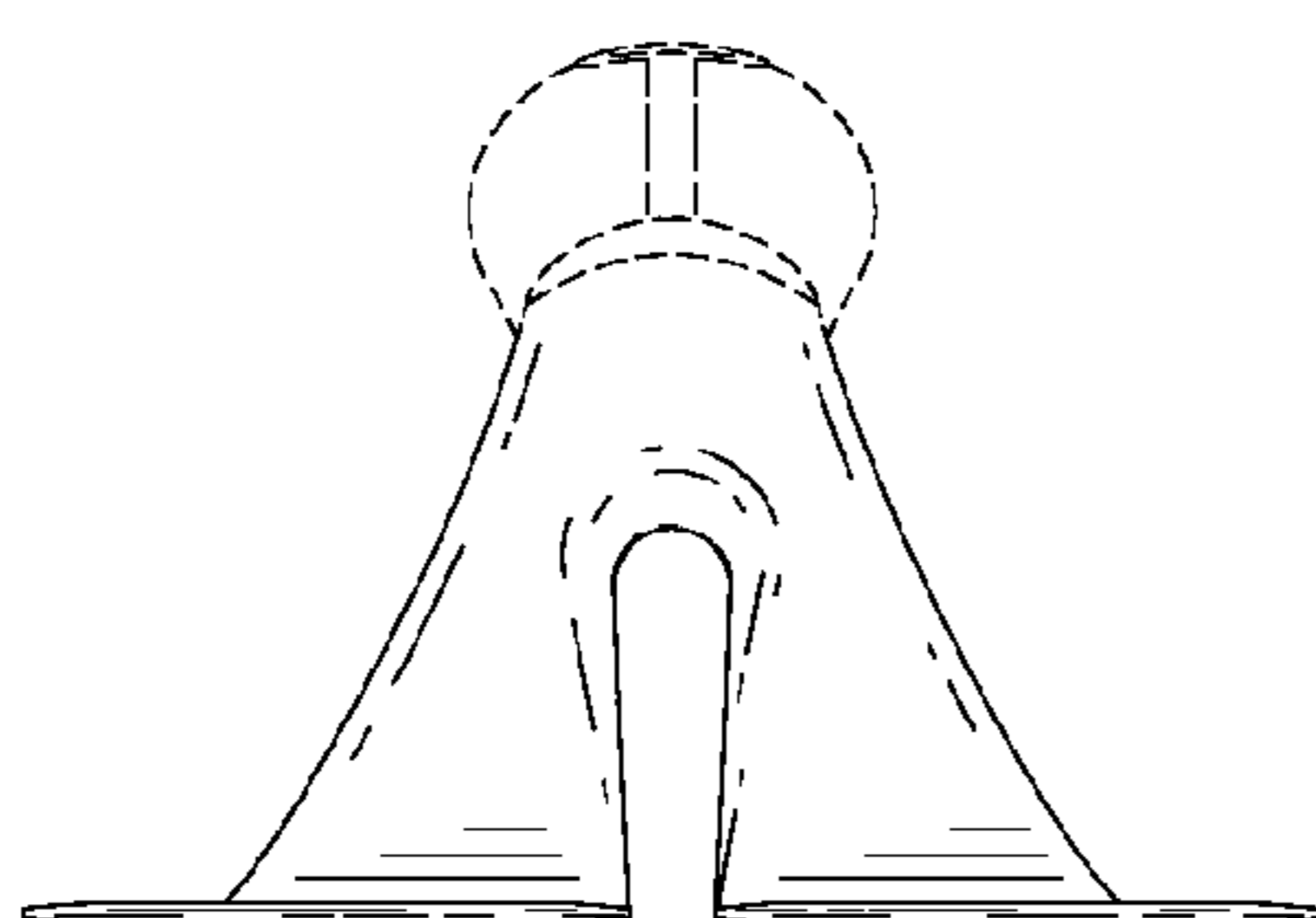


FIG. 6

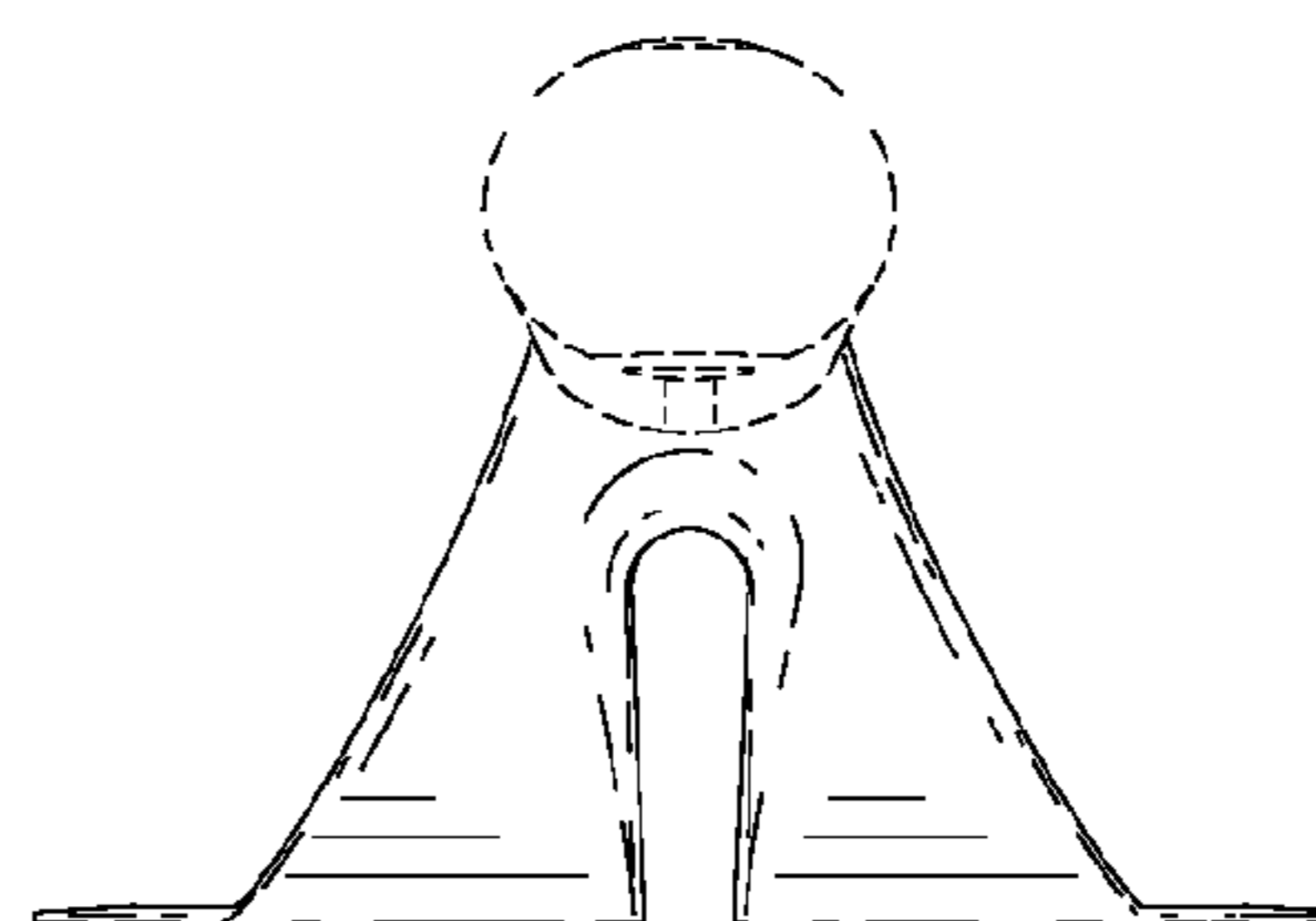


FIG. 7