



US00D648569S

(12) **United States Design Patent**
Wahl et al.

(10) **Patent No.:** **US D648,569 S**
(45) **Date of Patent:** **** Nov. 15, 2011**

- (54) **FURNITURE END DESIGN**
- (75) Inventors: **Paul J. Wahl**, Ferdinand, IN (US);
Sherry A. Foster, Jasper, IN (US);
Cynthia A. Wehr, Jasper, IN (US);
Deaderia W. Morris, Frederick, MD
(US)
- (73) Assignee: **Kimball International, Inc.**, Jasper, IN
(US)
- (**) Term: **14 Years**
- (21) Appl. No.: **29/356,334**
- (22) Filed: **Feb. 24, 2010**
- (51) **LOC (9) Cl.** **06-04**
- (52) **U.S. Cl.** **D6/436**
- (58) **Field of Classification Search** D6/432,
D6/436, 437, 438, 439, 440, 445, 446, 447,
D6/448, 470; 312/114, 138.1, 194, 198,
312/204, 224, 237, 257.1, 278, 279
See application file for complete search history.

- D440,071 S 4/2001 Hutton
- D451,700 S 12/2001 Vaaler
- D463,162 S * 9/2002 Kelley et al. D6/437
- D485,451 S 1/2004 De Blois
- D488,640 S 4/2004 Domack
- D492,860 S * 7/2004 Bertoncini D6/470
- D498,370 S 11/2004 Paus
- D498,609 S * 11/2004 Juneau et al. D6/436
- D504,251 S 4/2005 Kreiss
- D522,772 S * 6/2006 O'Reilly D6/436
- D529,309 S 10/2006 Juneau et al.
- D533,731 S * 12/2006 Boerner et al. D6/436
- D534,009 S * 12/2006 Juneau D6/436
- D540,570 S 4/2007 Bibi
- D546,589 S 7/2007 Kreiss

(Continued)

Primary Examiner — Mimoso De
(74) *Attorney, Agent, or Firm* — Baker & Daniels LLP

(57) **CLAIM**
The ornamental design for a furniture end design, as shown and described.

DESCRIPTION

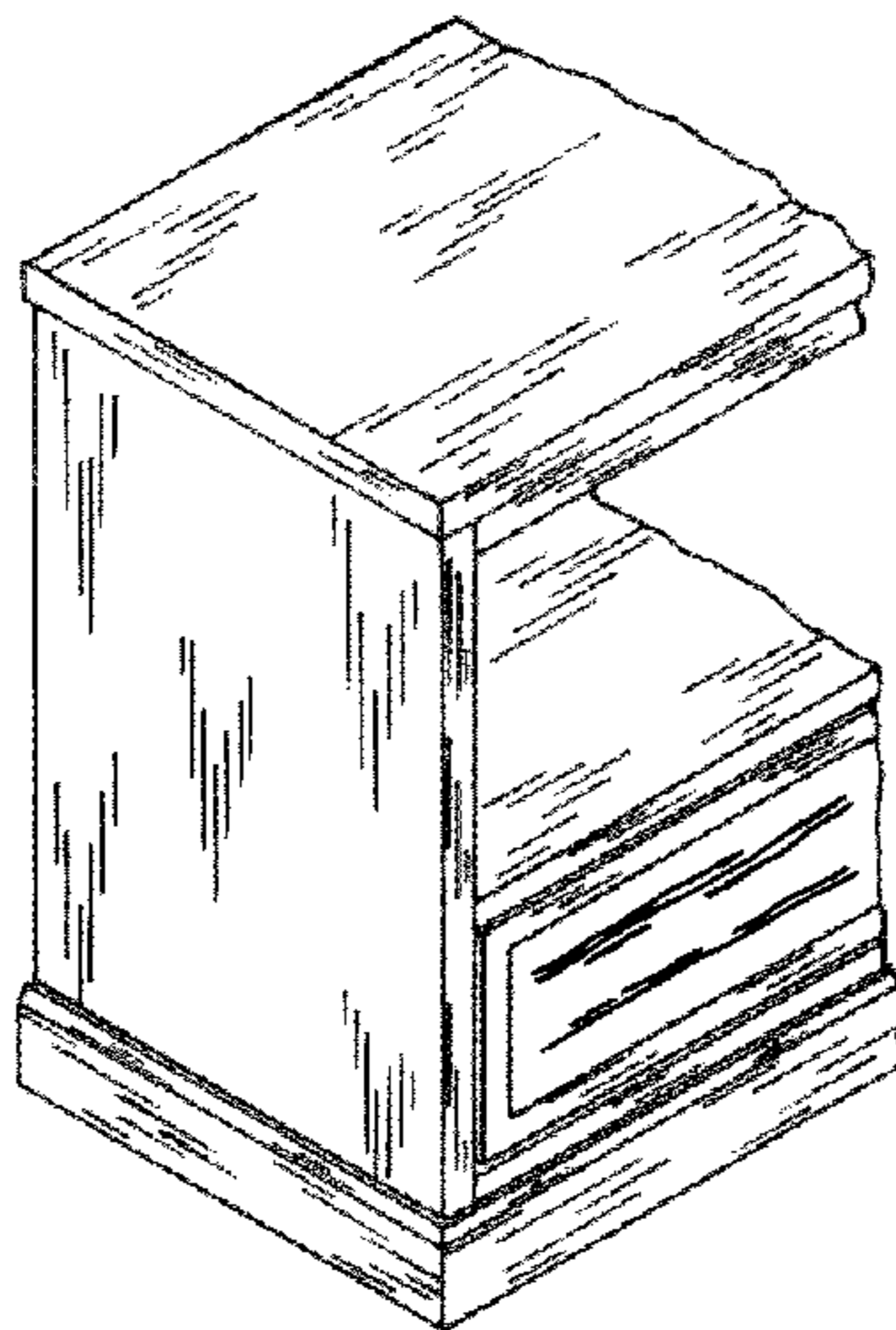
FIG. 1 is a front perspective view of a furniture end design according to a first embodiment;
FIG. 2 is a front view thereof;
FIG. 3 is a side view thereof; and
FIG. 4 is a top view thereof.
FIG. 5 is a front perspective view of a furniture end design according to a second embodiment;
FIG. 6 is a front view thereof;
FIG. 7 is a side view thereof; and;
FIG. 8 is a top view thereof.
FIG. 9 is a front perspective view of a furniture end design according to a third embodiment;
FIG. 10 is a front view thereof;
FIG. 11 is a side view thereof; and,
FIG. 12 is a top view thereof.
In each of the first, second, and third embodiments, the rear and bottom of the furniture ends are plain and unornamented.

1 Claim, 5 Drawing Sheets

(56) **References Cited**

U.S. PATENT DOCUMENTS

- D96,148 S 7/1935 Walker
- D144,872 S 5/1946 Rhodes
- D175,195 S 7/1955 Streng
- D214,741 S 7/1969 Dean
- D233,873 S 12/1974 Mills
- D239,892 S * 5/1976 Eisen D6/436
- D241,395 S 9/1976 Perl et al.
- D247,079 S * 1/1978 Otema D6/436
- D271,733 S * 12/1983 Daventry D6/436
- D285,505 S 9/1986 Billiet
- D318,768 S 8/1991 Westland et al.
- D334,478 S 4/1993 Rogers
- D341,732 S 11/1993 Ferguson
- D343,073 S 1/1994 Black
- D371,017 S 6/1996 Walters, III et al.
- D391,782 S * 3/1998 Neufeld D6/436
- D391,783 S * 3/1998 Neufeld D6/437
- D407,245 S 3/1999 Lewis
- D409,412 S * 5/1999 Zaidman D6/437



US D648,569 S

Page 2

U.S. PATENT DOCUMENTS

D569,127 S 5/2008 Kanthasamy
D575,964 S 9/2008 Liu

D628,406 S * 12/2010 Wahl et al. D6/436

* cited by examiner




FIG. 1




FIG. 2

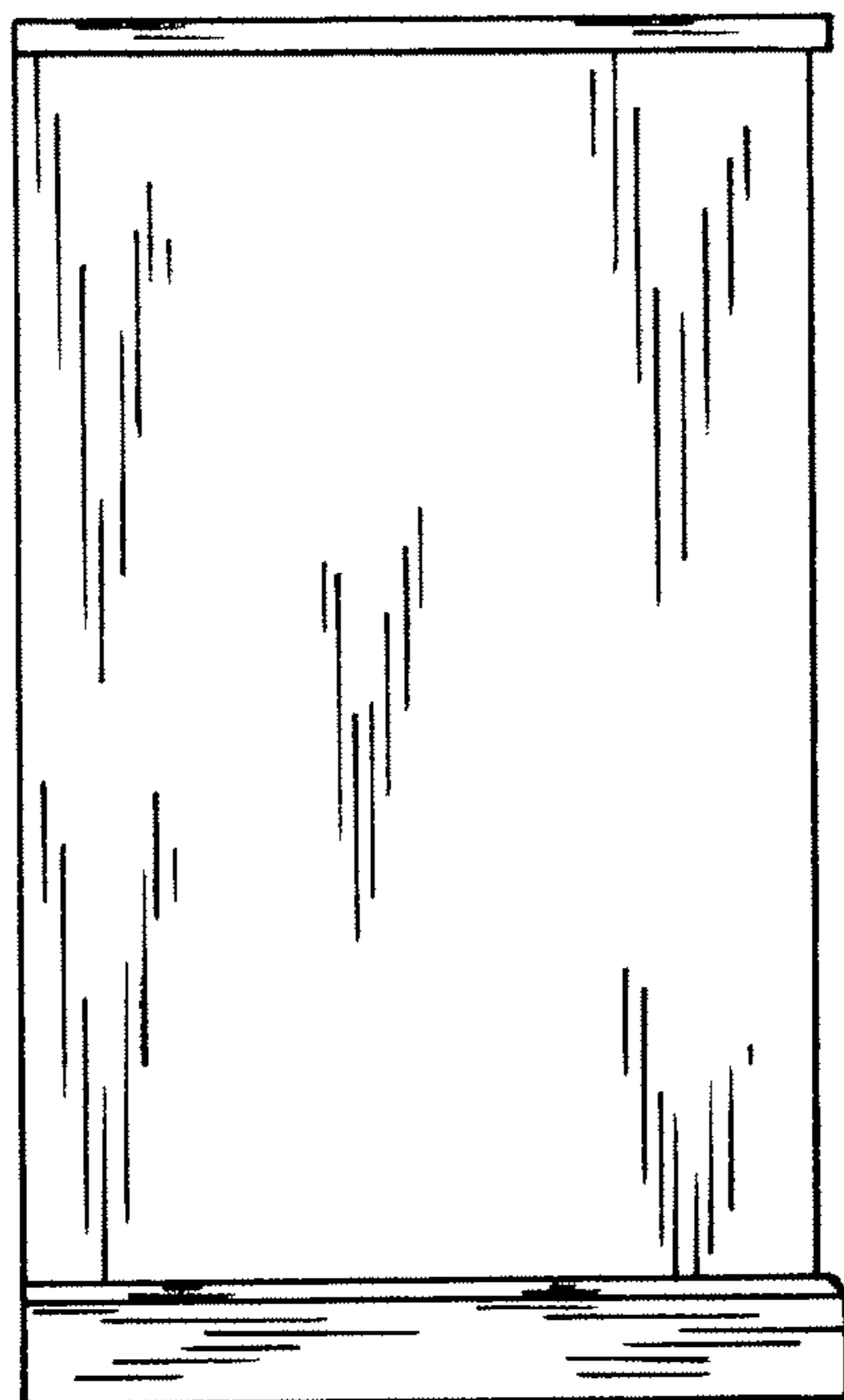


FIG. 3

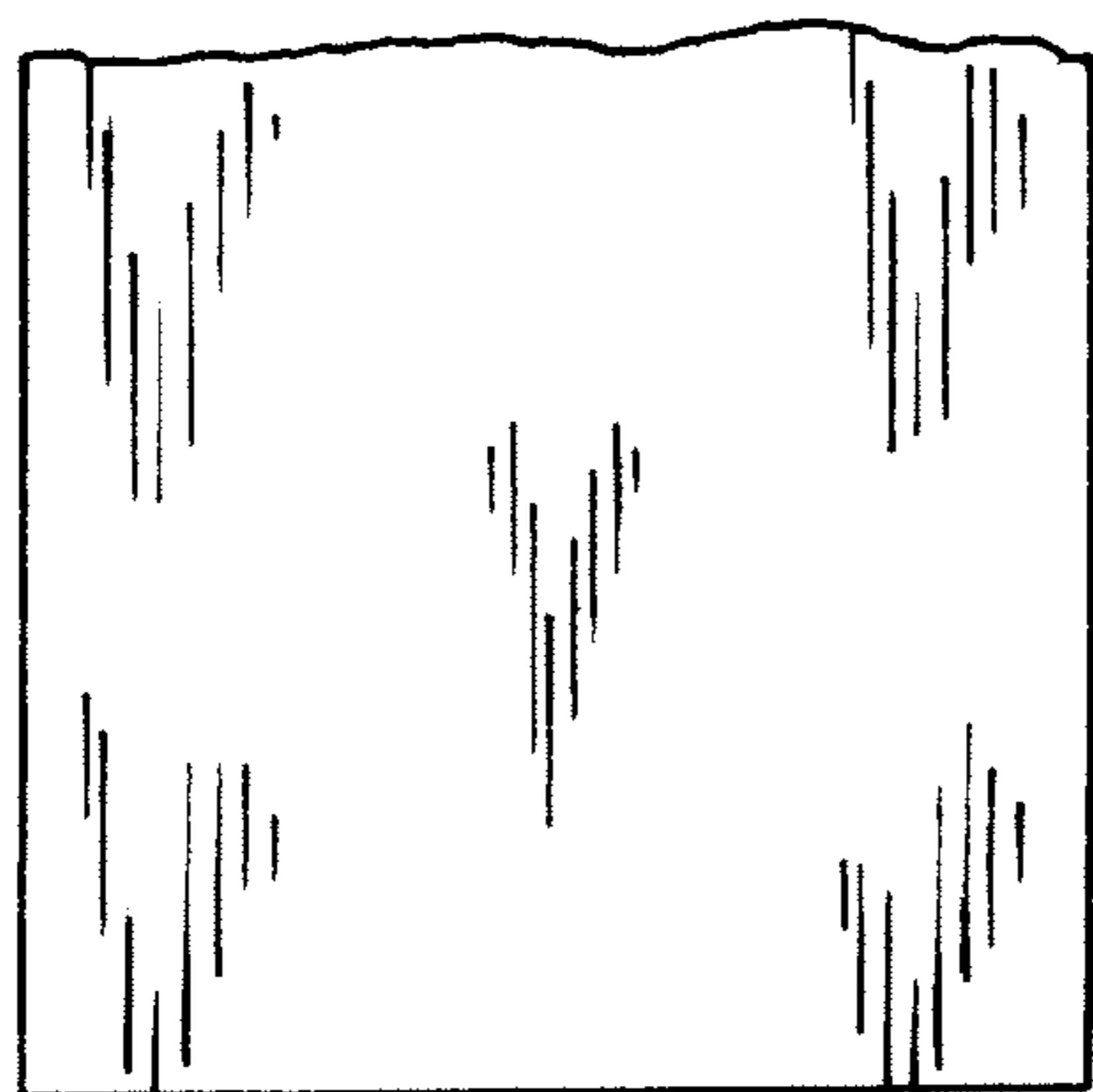


FIG. 4

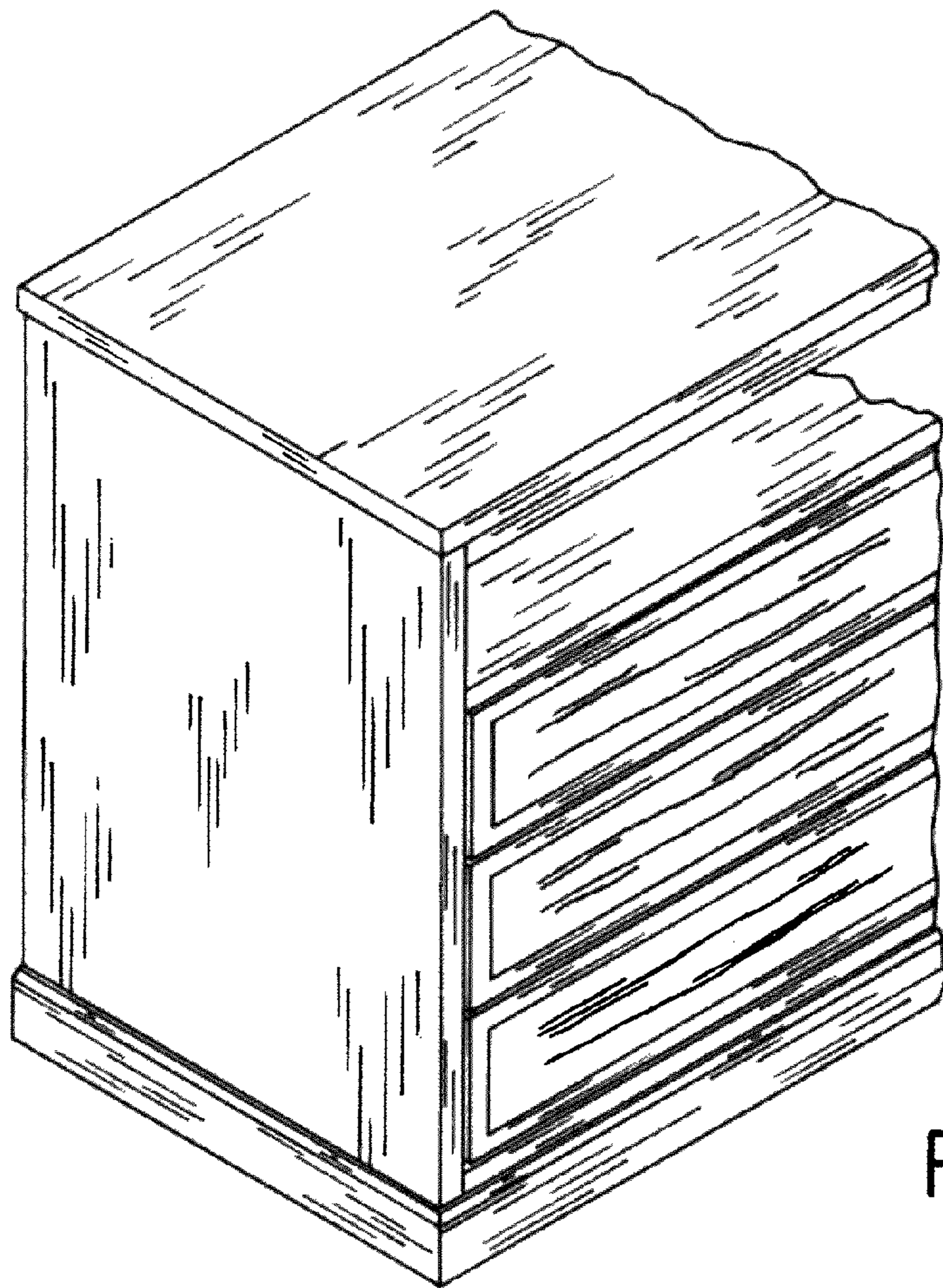


FIG. 5




FIG. 6

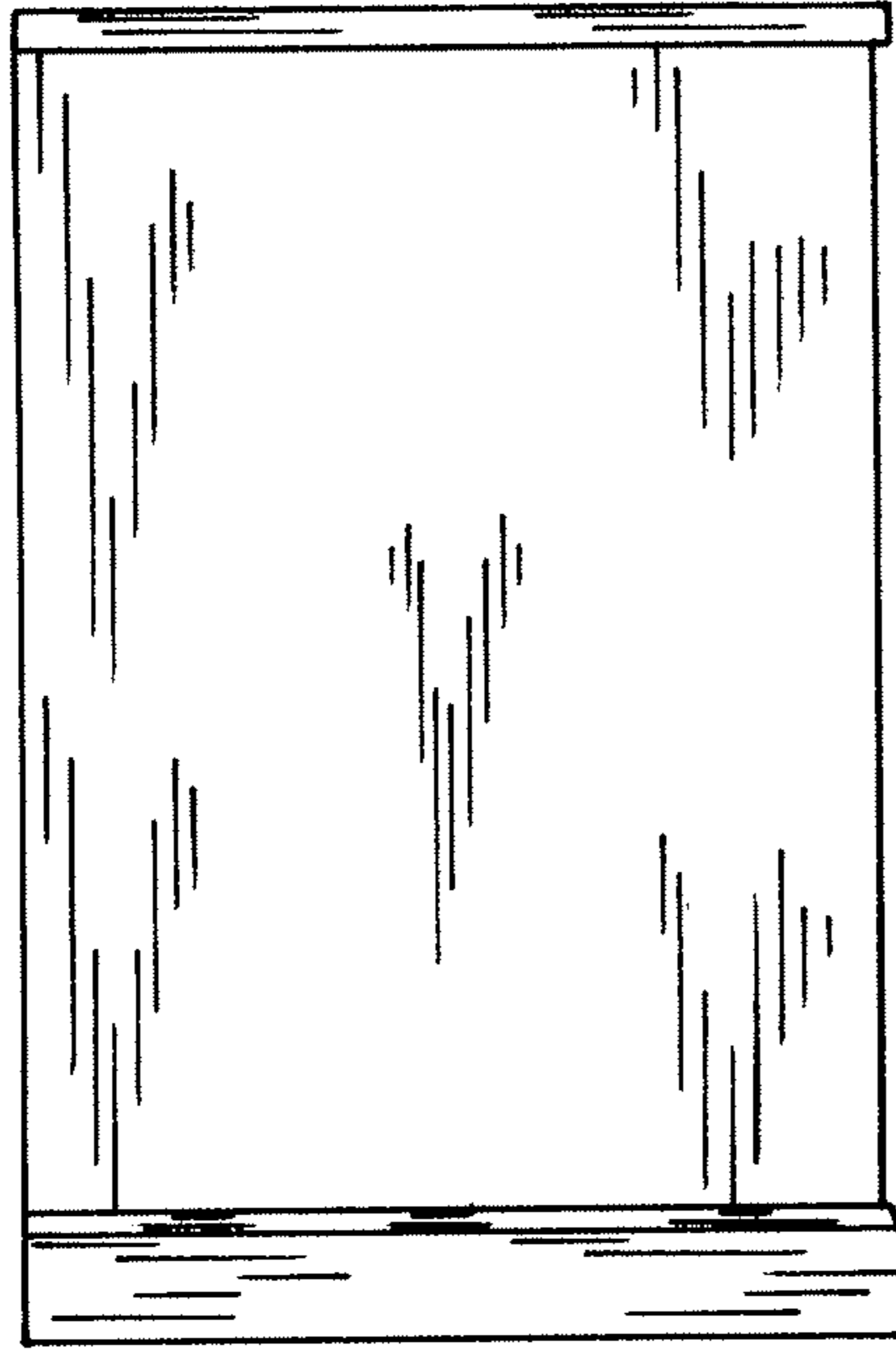


FIG. 7

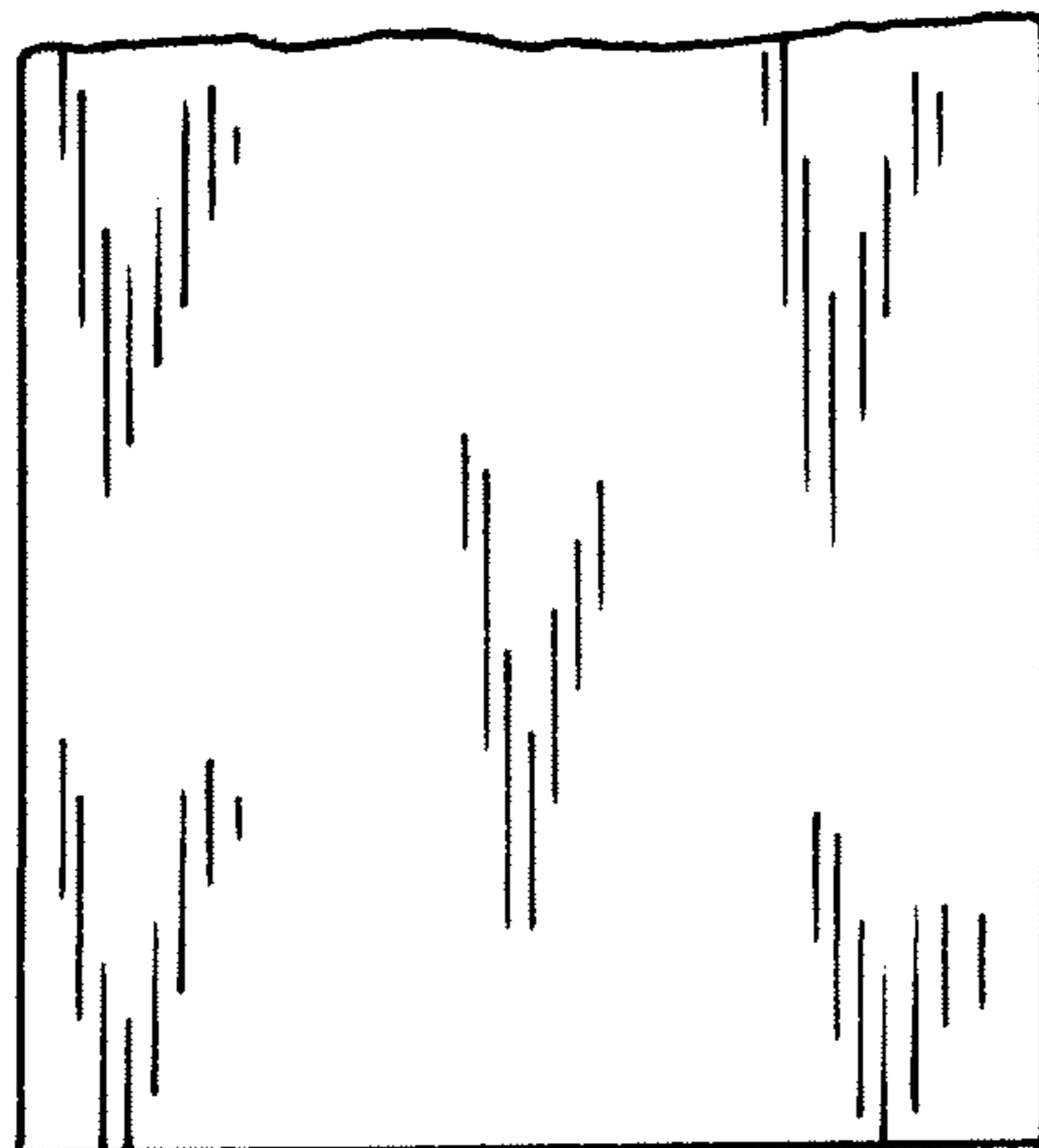


FIG. 8

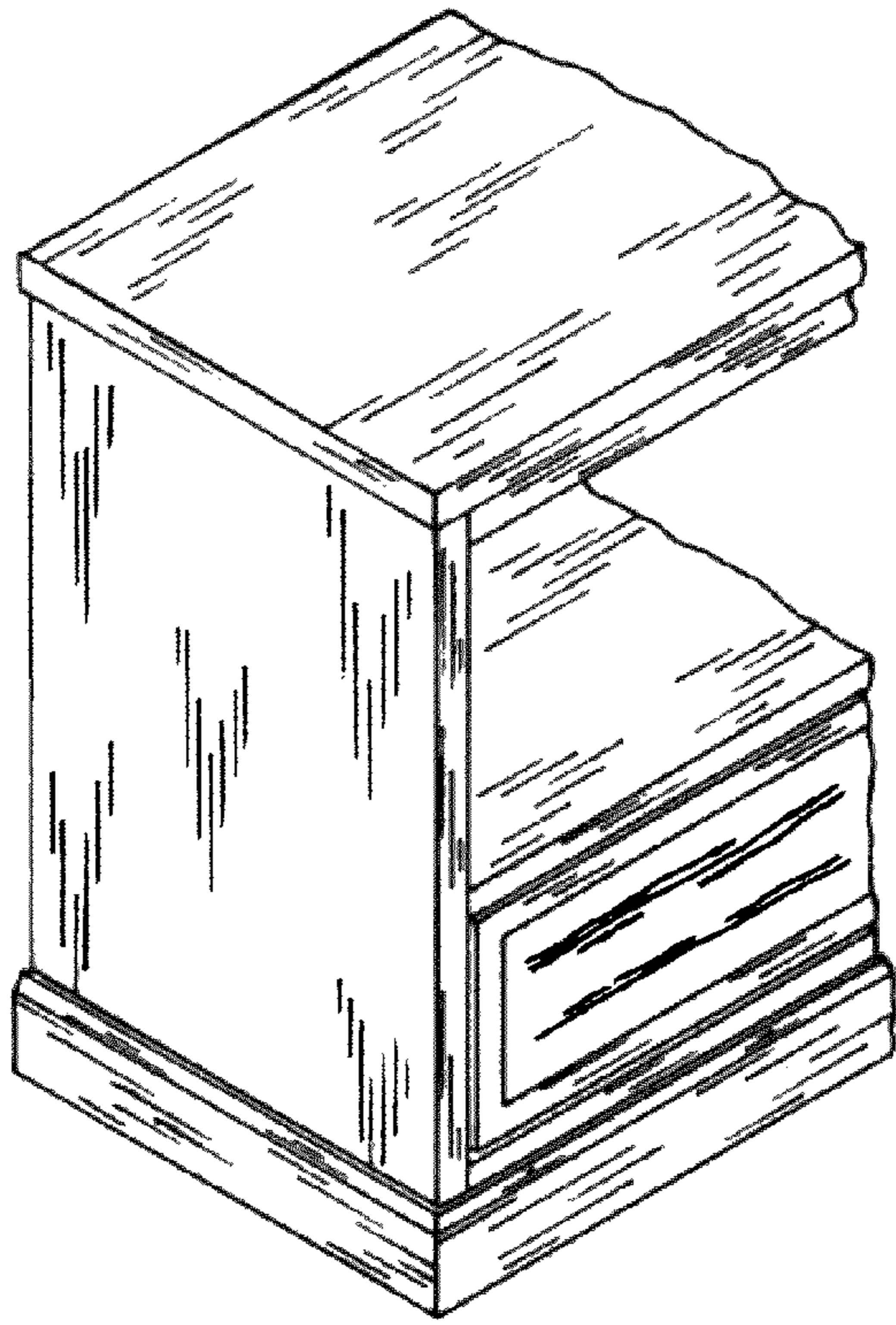


FIG. 9




FIG. 10




FIG. 11




FIG. 12