



US00D648551S

(12) **United States Design Patent**
Clark

(10) **Patent No.:** **US D648,551 S**

(45) **Date of Patent:** **** Nov. 15, 2011**

(54) **CHAISE**

(76) Inventor: **Gregory Clark**, Weston, CT (US)

(**) Term: **14 Years**

(21) Appl. No.: **29/382,723**

(22) Filed: **Jan. 6, 2011**

(51) **LOC (9) Cl.** **06-01**

(52) **U.S. Cl.** **D6/361**

(58) **Field of Classification Search** D6/334,
D6/335, 336, 361, 374, 375, 500, 501, 502,
D6/596, 601; 297/232, 325, 423.1, 452.12,
297/452.17, 452.19, DIG. 1; 5/630, 652
See application file for complete search history.

(56) **References Cited**

U.S. PATENT DOCUMENTS

D166,402 S *	4/1952	Manne et al.	D6/361
D183,790 S *	10/1958	Deaton	D6/361
D194,498 S *	2/1963	Miller	D6/361
D210,875 S *	4/1968	Stauber	D6/361
D227,204 S *	6/1973	Grierson	D6/361
D230,444 S *	2/1974	Kogoj	D6/361
D236,861 S *	9/1975	Conrad et al.	D6/361

D300,390 S *	3/1989	Soley	D6/361
D335,036 S *	4/1993	Simmons	D6/361
D490,618 S *	6/2004	Green et al.	D6/361
D526,498 S *	8/2006	Jimenez et al.	D6/361
D530,933 S *	10/2006	Vitaro	D6/361

* cited by examiner

Primary Examiner — Mimosa De

(74) *Attorney, Agent, or Firm* — Dickstein Shapiro LLP

(57) **CLAIM**

The ornamental design for a chaise, as shown and described.

DESCRIPTION

FIG. 1 is a perspective view of a chaise showing my new design;

FIG. 2 is a left side view of the chaise shown in FIG. 1;

FIG. 3 is a right side view of the chaise shown in FIG. 1;

FIG. 4 is a top plan view of the chaise shown in FIG. 1;

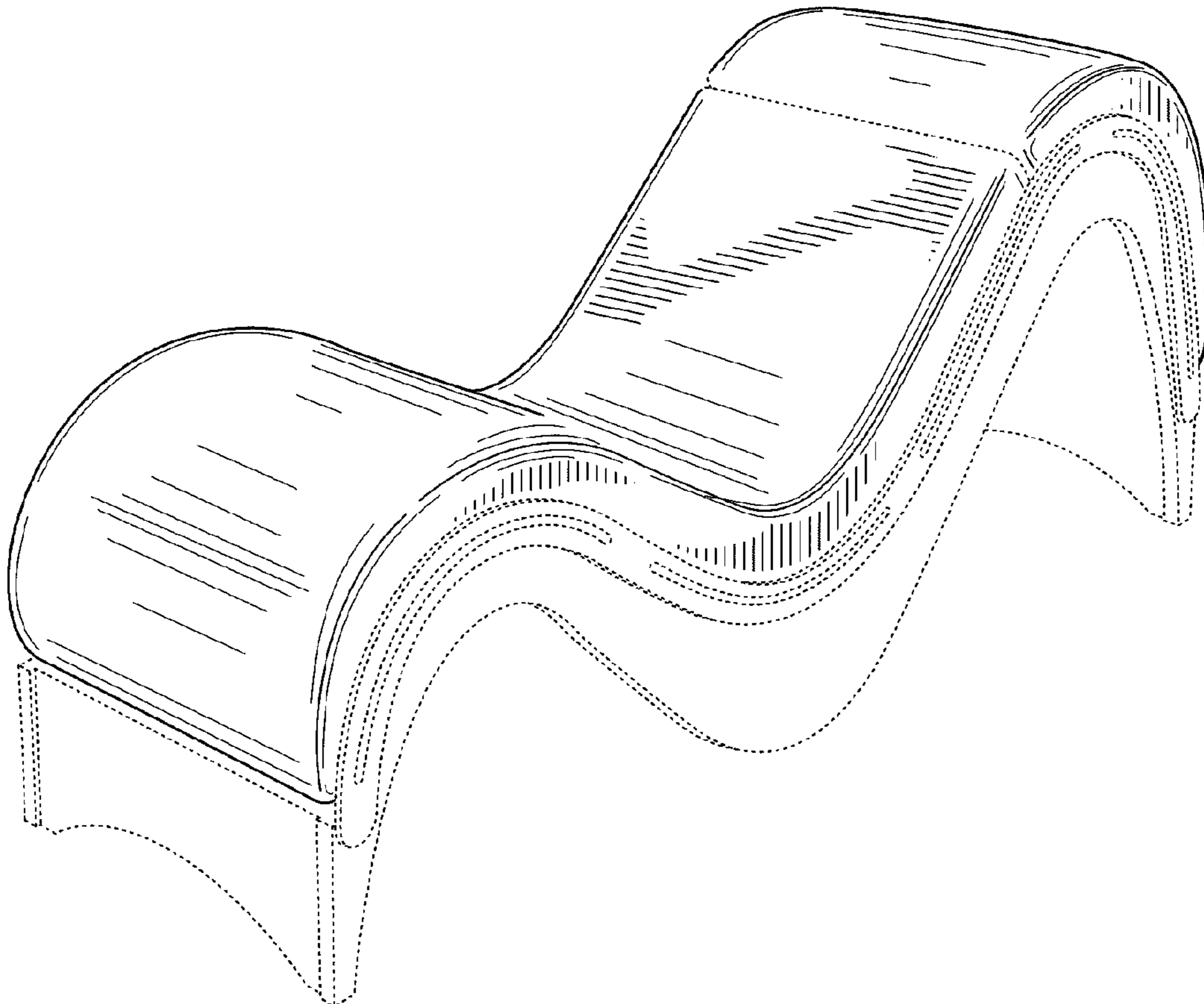
FIG. 5 is a bottom plan view of the chaise shown in FIG. 1;

FIG. 6 is a front view of the chaise shown in FIG. 1; and,

FIG. 7 is a back view of the chaise shown in FIG. 1.

The broken lines shown in FIGS. 1-7 of the drawings are for illustrative purposes only and form no part of the claimed design.

1 Claim, 6 Drawing Sheets



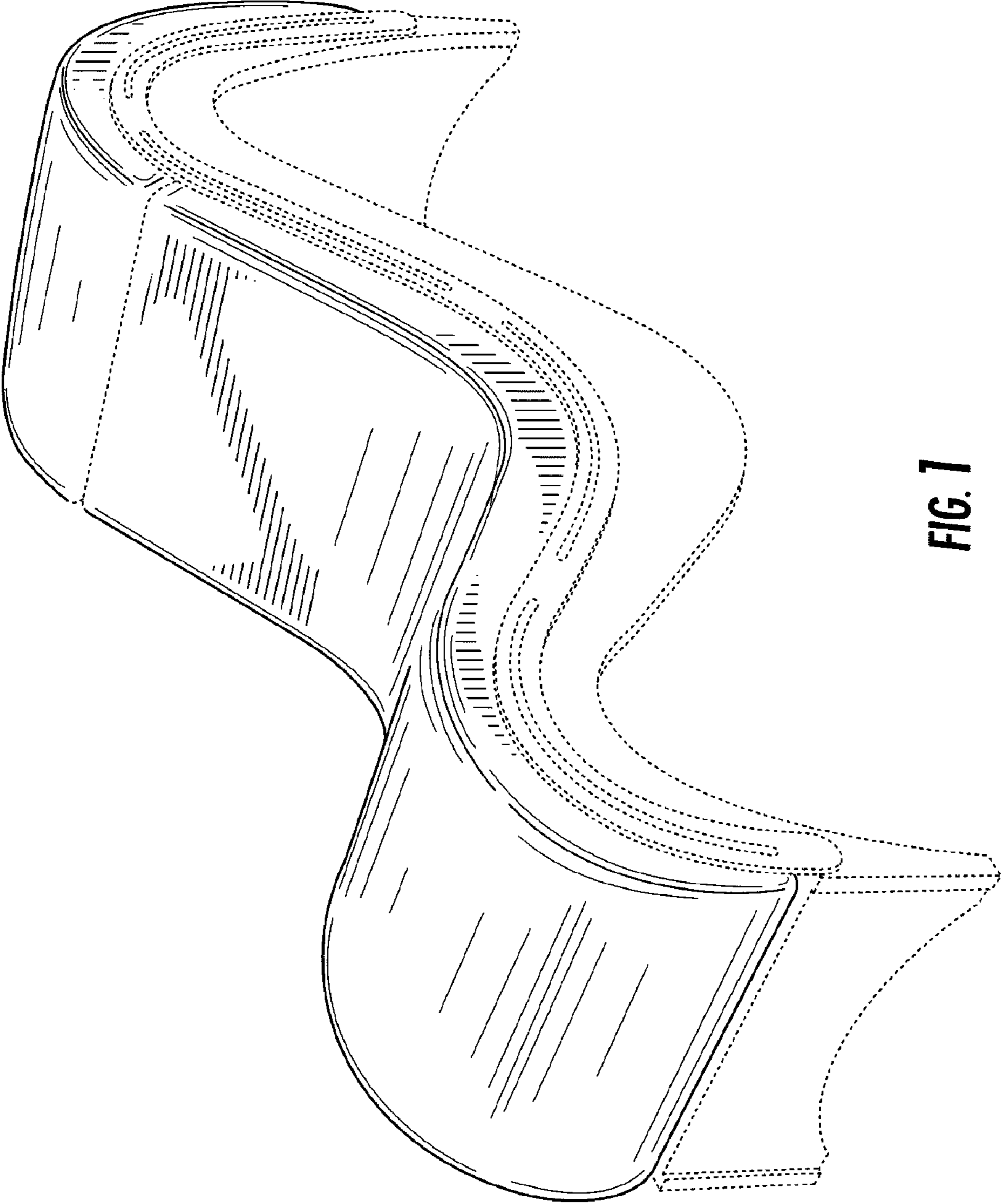


FIG. 1

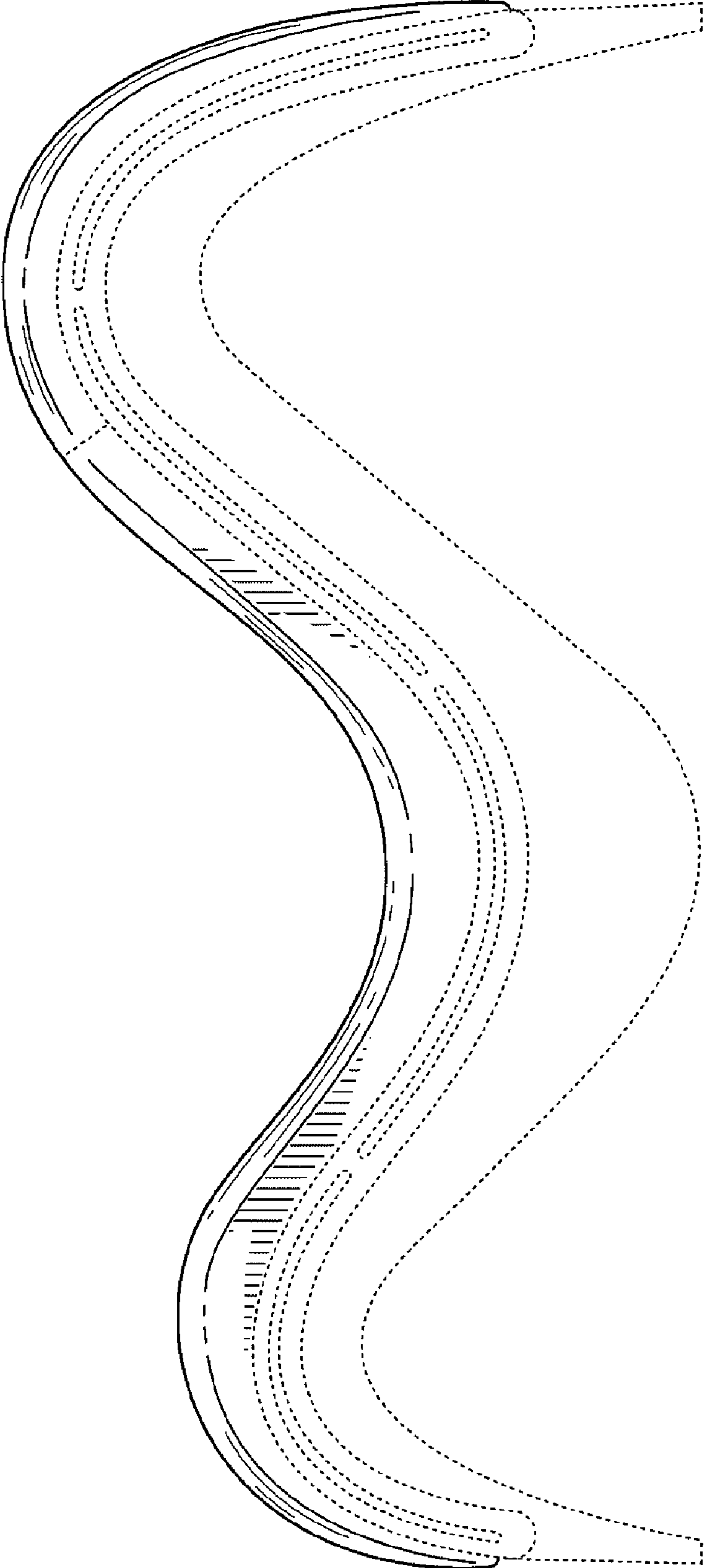


FIG. 2

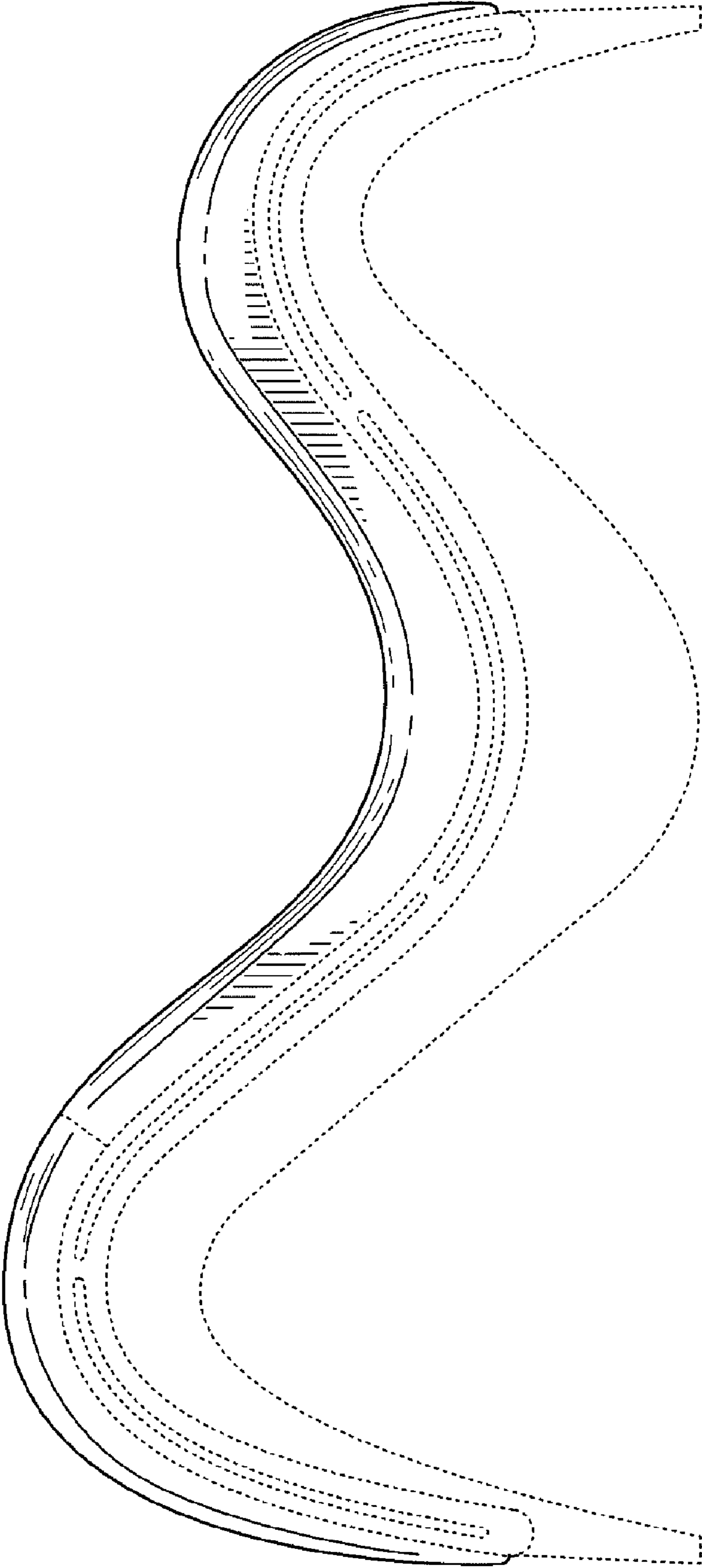


FIG. 3




FIG. 4




FIG. 5




FIG. 6




FIG. 7