



(12) **United States Design Patent**
Rennette

(10) **Patent No.:** **US D648,540 S**
(45) **Date of Patent:** **** Nov. 15, 2011**

(54) **HAIR BRUSH**

(76) Inventor: **Jean Rennette**, Walnut Creek, CA (US)

(**) Term: **14 Years**

(21) Appl. No.: **29/385,167**

(22) Filed: **Feb. 9, 2011**

(51) **LOC (9) Cl.** **04-02**

(52) **U.S. Cl.** **D4/128; D4/138**

(58) **Field of Classification Search** D4/116,
D4/128, 133, 138, 127, 134, 136; D28/10,
D28/25, 35, 37; 15/27, 143.1, 159.1, 160,
15/186-188, 206; 132/120, 262, 270, 271,
132/313

See application file for complete search history.

(56) **References Cited**

U.S. PATENT DOCUMENTS

D251,517 S *	4/1979	Baudon	D4/128
D436,736 S *	1/2001	Bigio	D4/128
D456,144 S *	4/2002	Cheung	D4/128
D466,309 S *	12/2002	Fong	D4/128
D479,916 S *	9/2003	Park	D4/128
D557,015 S *	12/2007	Park	D4/116
D562,004 S *	2/2008	Petruccelli, Sr.	D4/128
D632,485 S *	2/2011	Bigio	D4/128

FOREIGN PATENT DOCUMENTS

JP 11178628 A * 7/1999
KR 30-0315214 S * 1/2003

* cited by examiner

Primary Examiner — Melanie H Tung

Assistant Examiner — Lavone D Tabor

(74) *Attorney, Agent, or Firm* — Stoneman Law Patent Group; Martin L. Stoneman

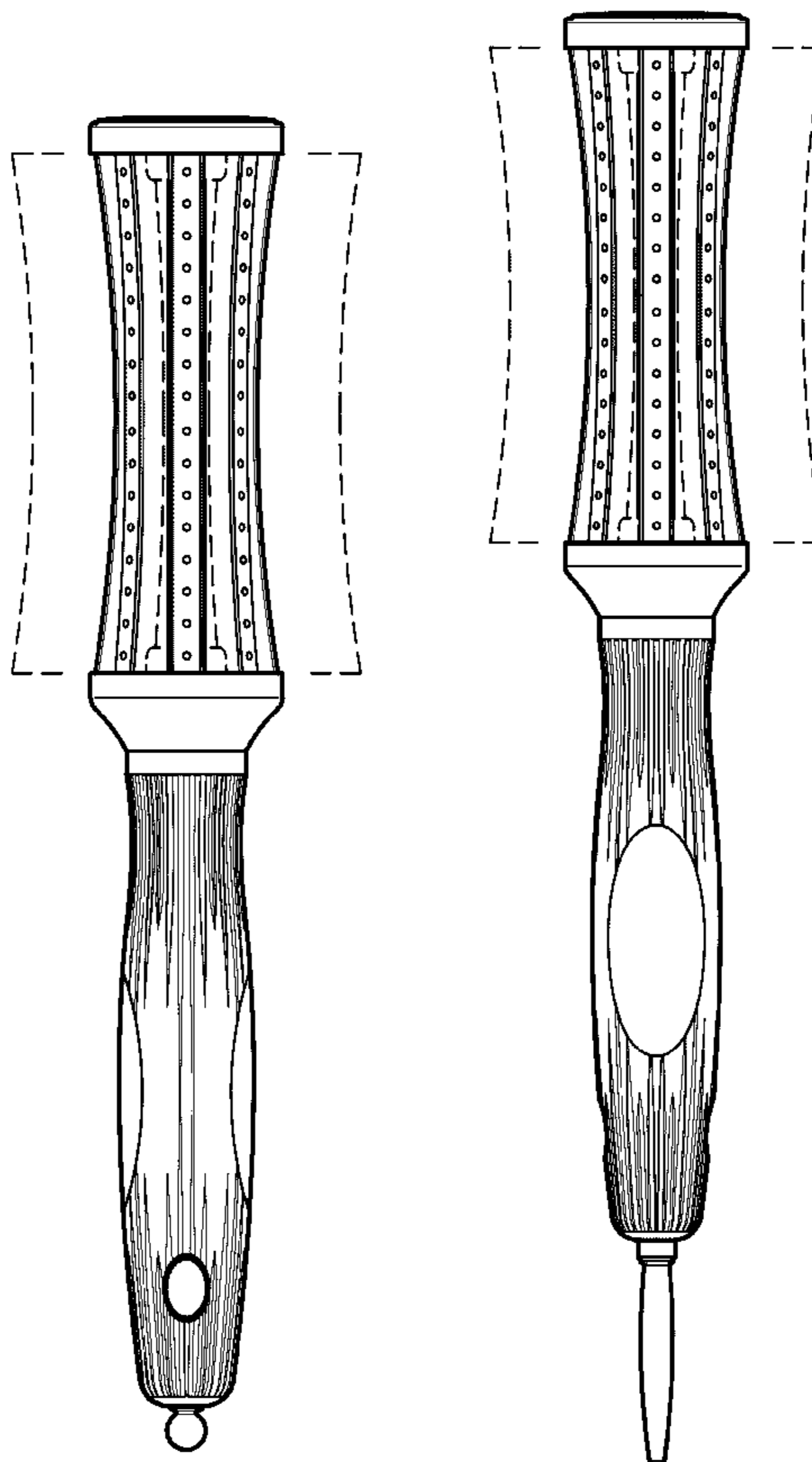
(57) **CLAIM**

The ornamental design for a hair brush, as shown and described.

DESCRIPTION

FIG. 1 is a front elevational view of a hair brush showing my new design, the rear being a mirror image;
FIG. 2 is a side elevational view thereof, the opposite side being a mirror image;
FIG. 3 is a top view thereof;
FIG. 4 is a bottom view thereof;
FIG. 5 is a front elevational view thereof showing an element of the handle in an alternate position; and,
FIG. 6 is a side elevational view of the hair brush as shown in FIG. 5, the opposite side being a mirror image.
The broken lines are included to illustrate environmental structure of the hair brush that forms no part of the claimed design.

1 Claim, 3 Drawing Sheets



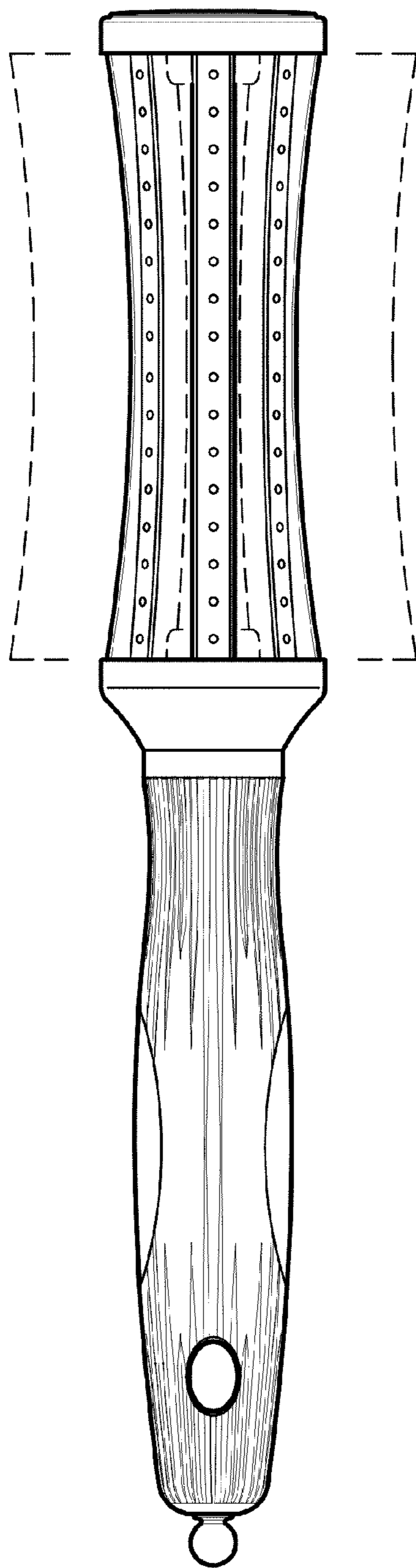


FIG. 1

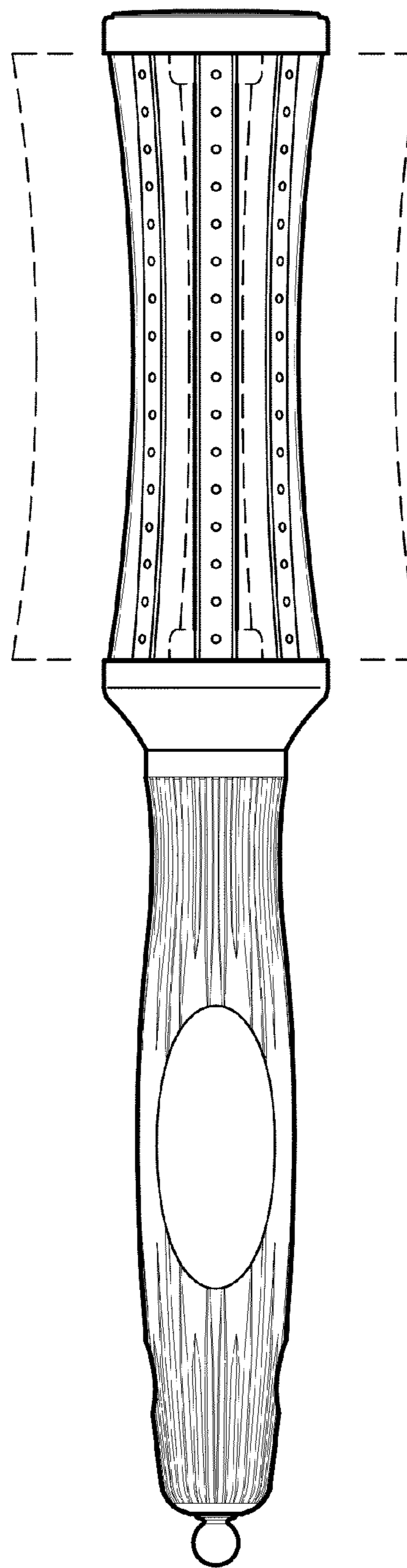


FIG. 2

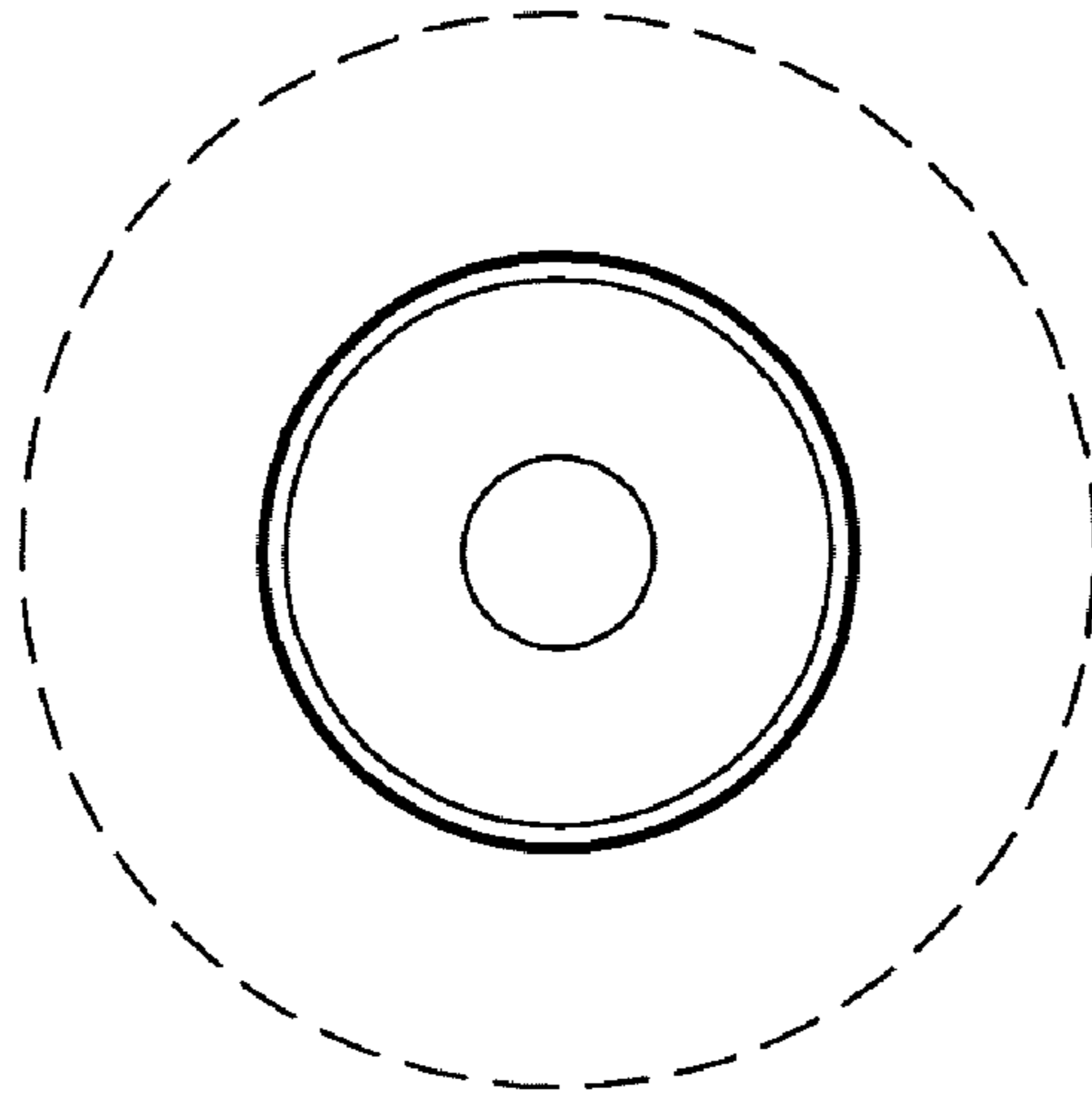


FIG. 3

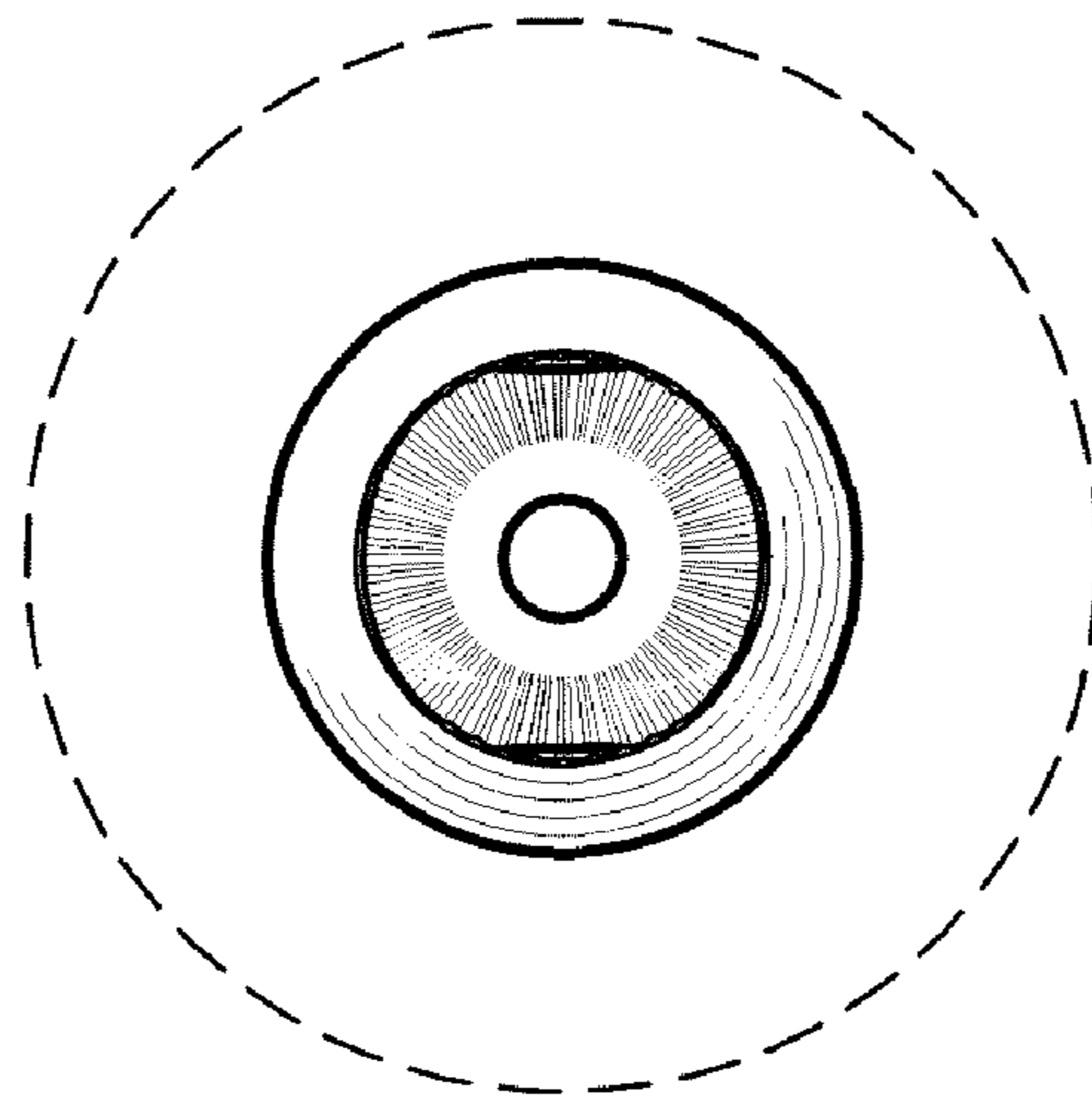


FIG. 4

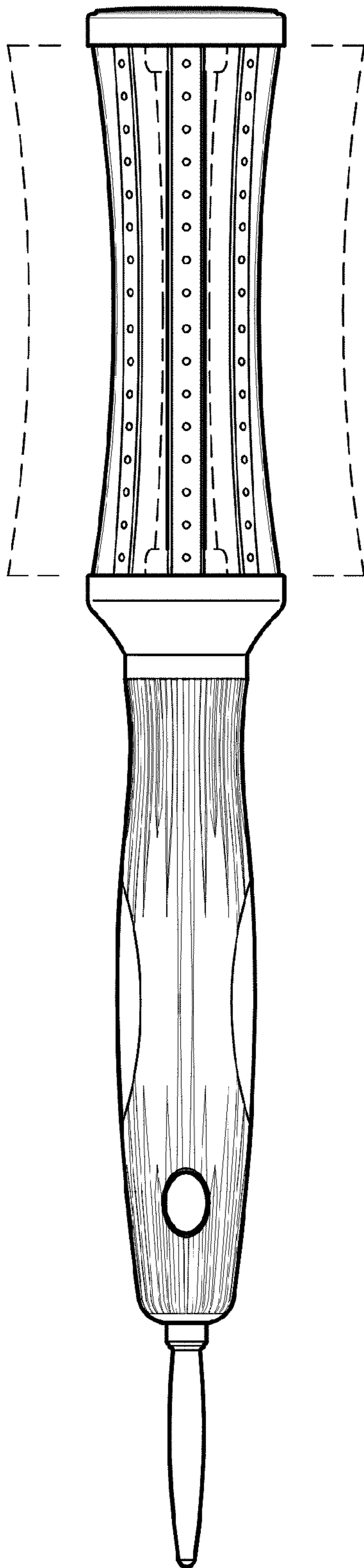


FIG. 5

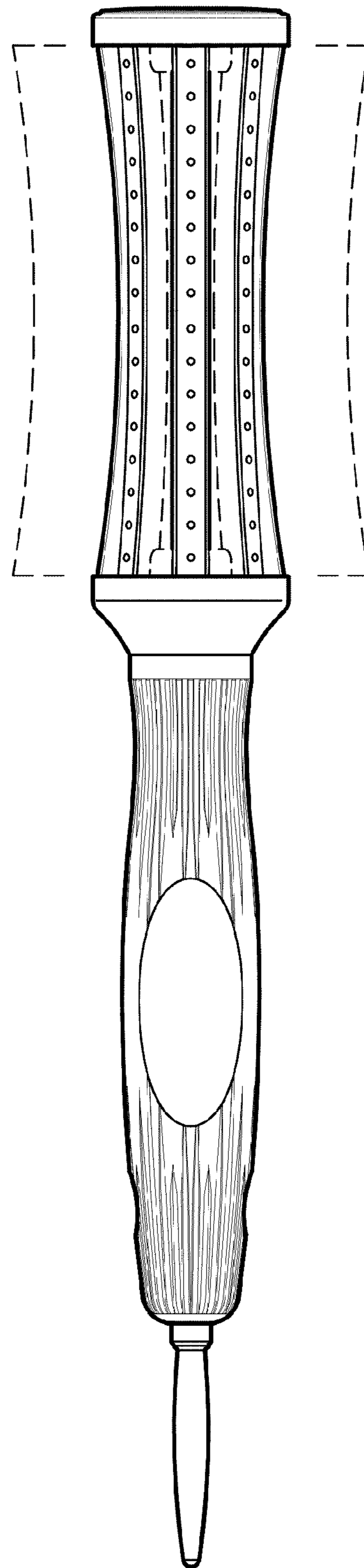


FIG. 6