



US00D648527S

(12) **United States Design Patent**
Booker

(10) **Patent No.:** **US D648,527 S**

(45) **Date of Patent:** **** Nov. 15, 2011**

(54) **DUAL ID CARD DISPLAY ARMBAND**

7,614,434 B2 11/2009 DeMichele
D619,359 S * 7/2010 Pascua et al. D3/247
D633,714 S * 3/2011 Marshall D3/247

(76) Inventor: **Derrick Booker**, Sikeston, MO (US)

* cited by examiner

(**) Term: **14 Years**

Primary Examiner — Catheri Oliver

(21) Appl. No.: **29/384,316**

(74) *Attorney, Agent, or Firm* — QuickPatents, Inc.; Kevin Prince

(22) Filed: **Jan. 28, 2011**

(57) **CLAIM**

(51) **LOC (9) Cl.** **03-01**

The ornamental design for a dual ID card display armband, as shown and described.

(52) **U.S. Cl.** **D3/227**

(58) **Field of Classification Search** D3/227,
D3/215, 218, 226, 247-249; 224/219, 222,
224/267, 269, 261, 901.4, 901.6; 40/661.01,
40/661.02, 1.5, 1.6, 586, 640

DESCRIPTION

See application file for complete search history.

FIG. 1 is a perspective view of a dual ID card display armband, showing the new design in a closed position; FIG. 2 is a front elevational view of FIG. 1; FIG. 3 is a rear elevational view of FIG. 1; FIG. 4 is a right-side elevational view of FIG. 1; FIG. 5 is a left-side elevational view of FIG. 1; FIG. 6 is a top plan view of FIG. 1; FIG. 7 is a bottom plan view of FIG. 1; FIG. 8 is a front elevational view thereof, illustrated in an open position; FIG. 9 is a rear elevational view of FIG. 8; FIG. 10 is a right-side elevational view of FIG. 8; FIG. 11 is a left-side elevational view of FIG. 8; FIG. 12 is a bottom plan view of FIG. 8; and, FIG. 13 is a top plan view of FIG. 8.

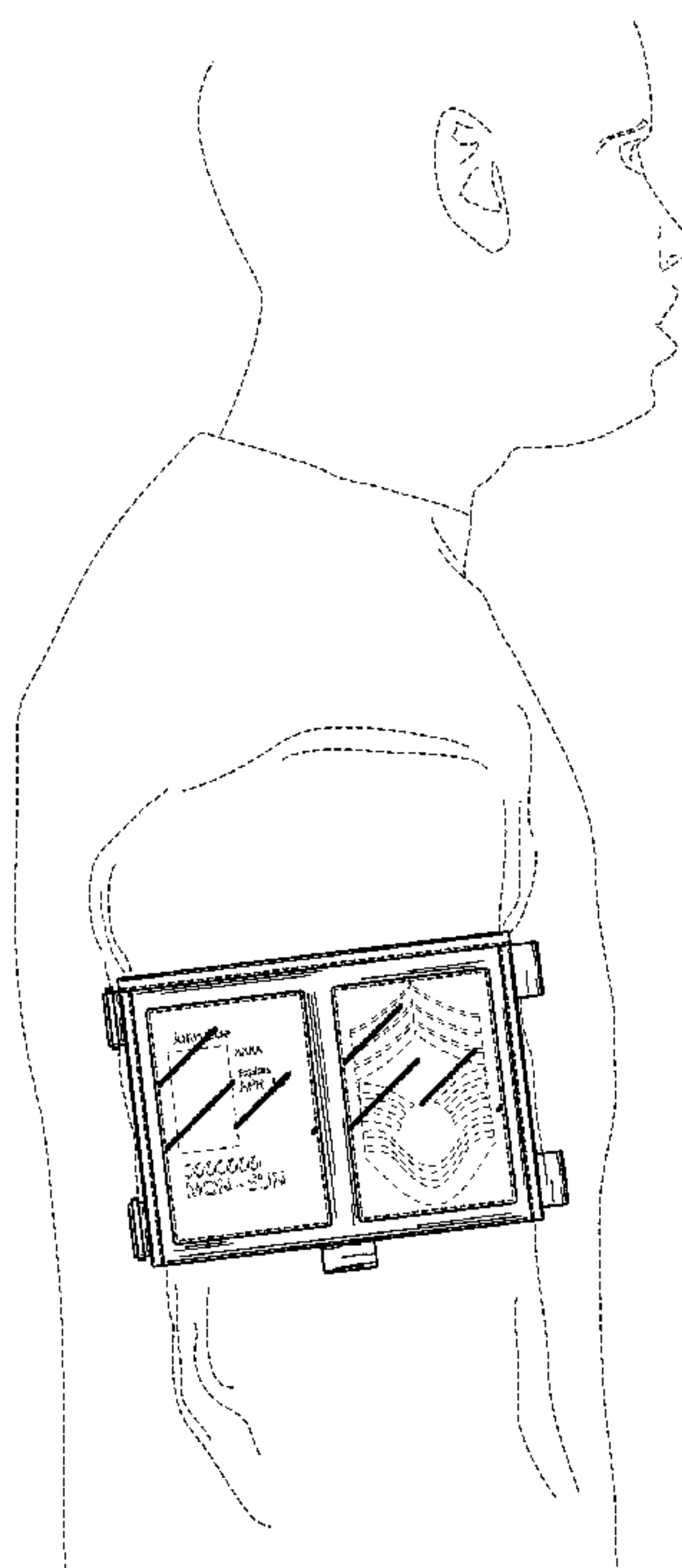
(56) **References Cited**

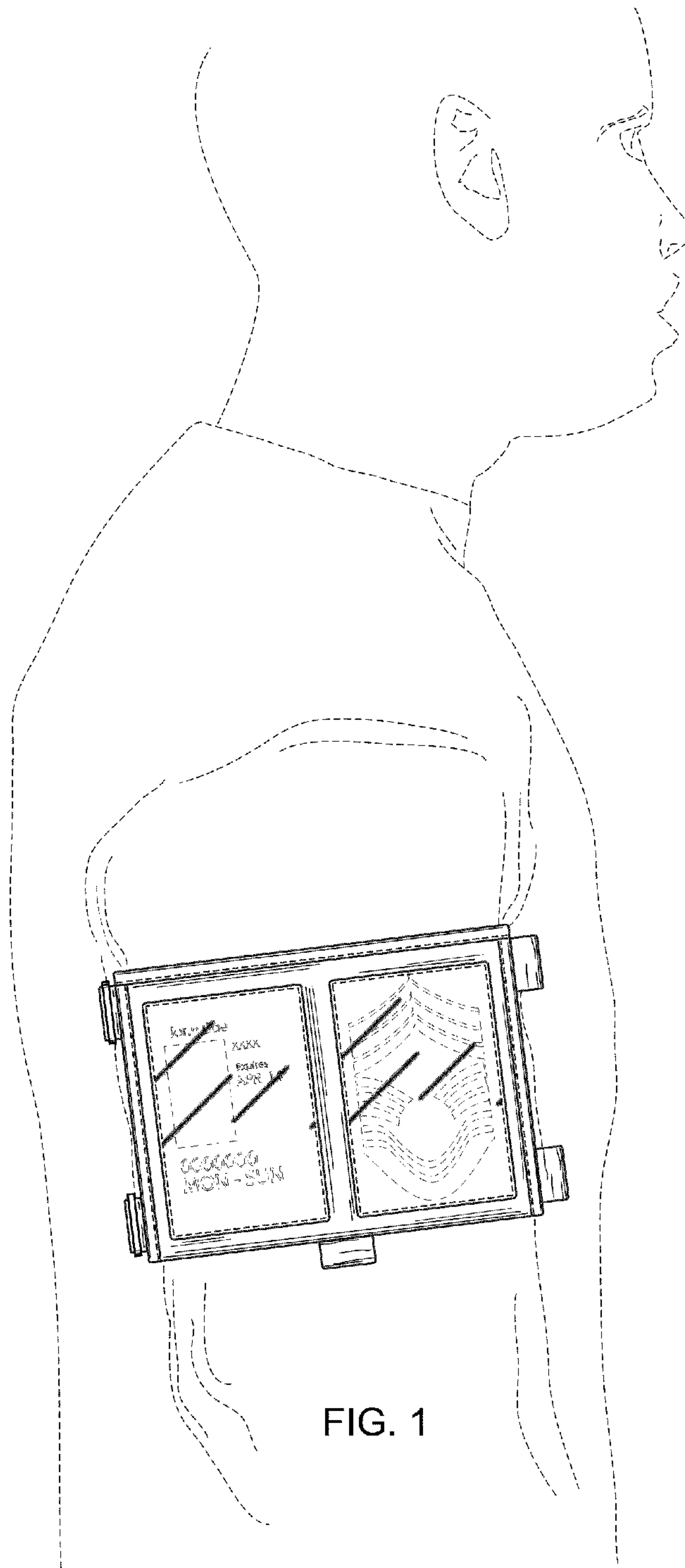
U.S. PATENT DOCUMENTS

710,732	A	10/1902	Anderson	
781,056	A	1/1905	Duncan	
1,184,311	A	5/1916	Boch	
3,214,852	A	11/1965	Ford et al.	
D218,002	S *	7/1970	Cobbs	D3/227
3,999,317	A *	12/1976	Owens	40/1.5
4,199,882	A	4/1980	Clayman	
4,415,106	A *	11/1983	Connell et al.	224/221
5,020,711	A *	6/1991	Kelley	224/222
D318,570	S *	7/1991	Walasek	D3/227
D320,307	S *	10/1991	Walasek	D3/227
5,170,917	A	12/1992	Tourigny	
5,215,379	A	6/1993	Pickard et al.	
6,085,449	A	7/2000	Tsui	
6,425,137	B1	7/2002	Fakhrai	
7,121,587	B2	10/2006	Mark	
7,410,083	B2	8/2008	Reid	

The broken lines showing a person in FIG. 1, ID cards in FIGS. 1 and 2, and credit cards in FIG. 8 depict environmental matter while the invention is in use, and form no part of the claimed design. The remaining broken lines represent stitching, and are part of the claimed design.

1 Claim, 7 Drawing Sheets





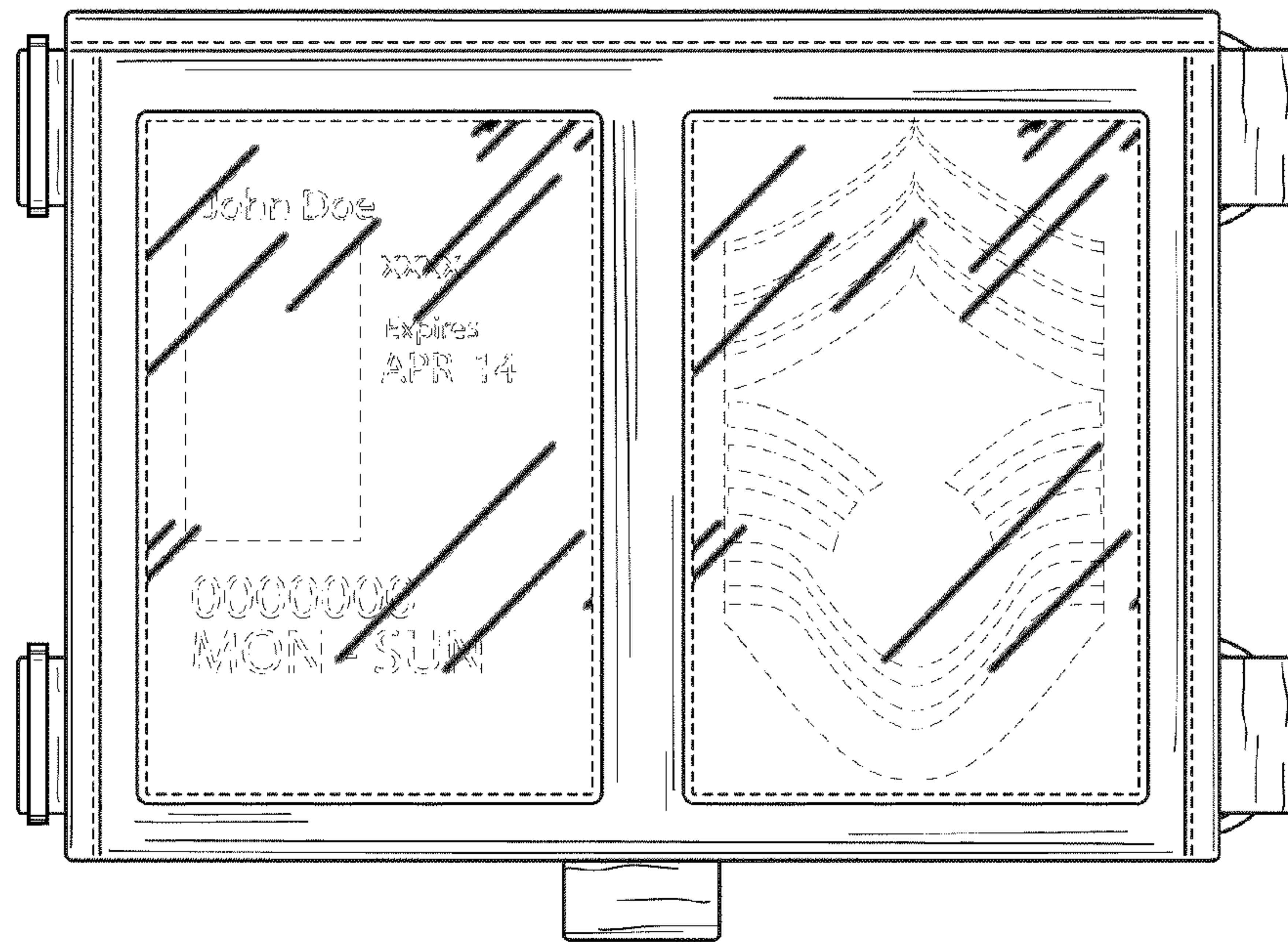


FIG. 2




FIG. 3




FIG. 4

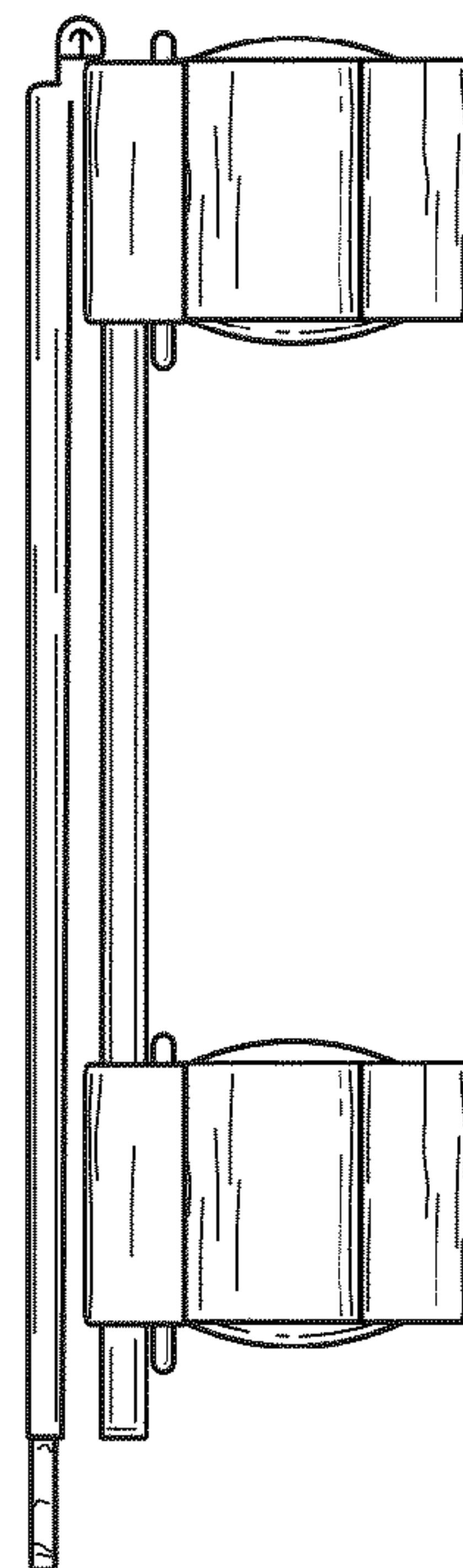


FIG. 5

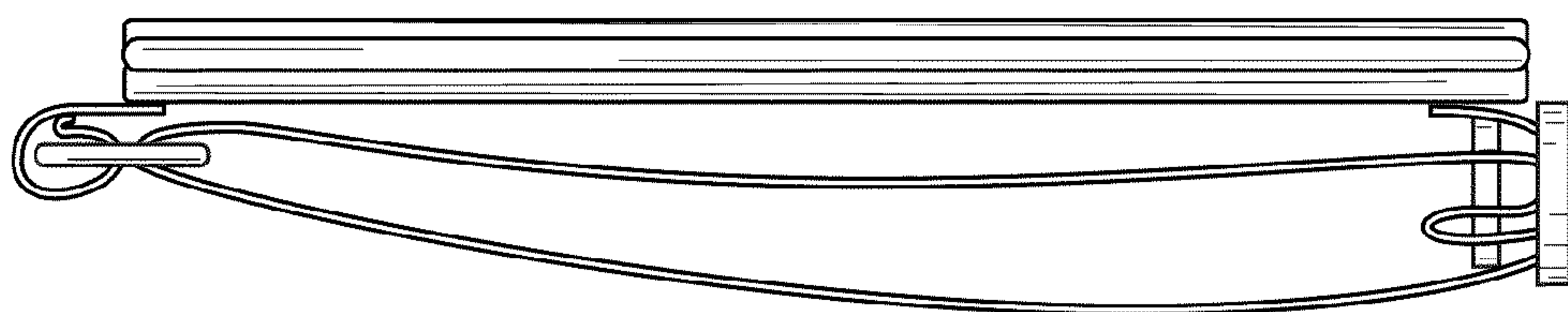


FIG. 6

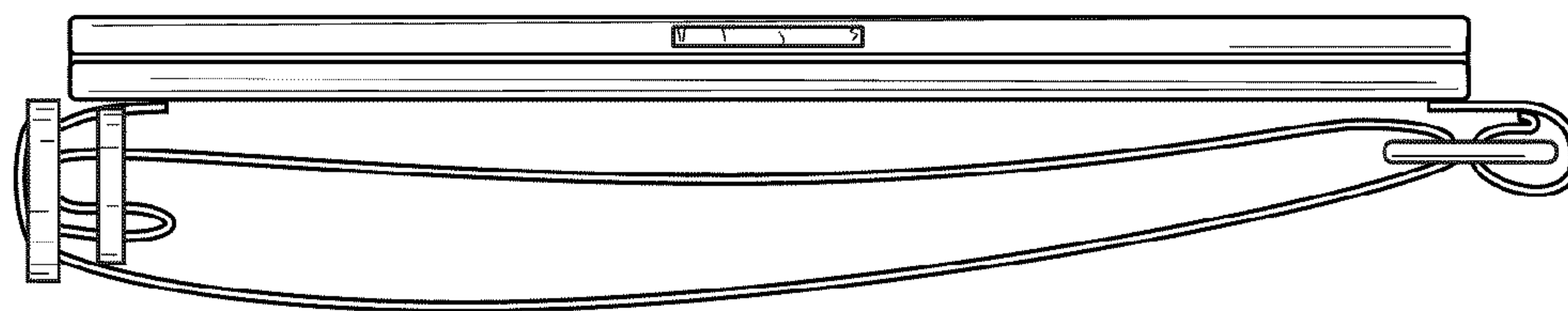


FIG. 7

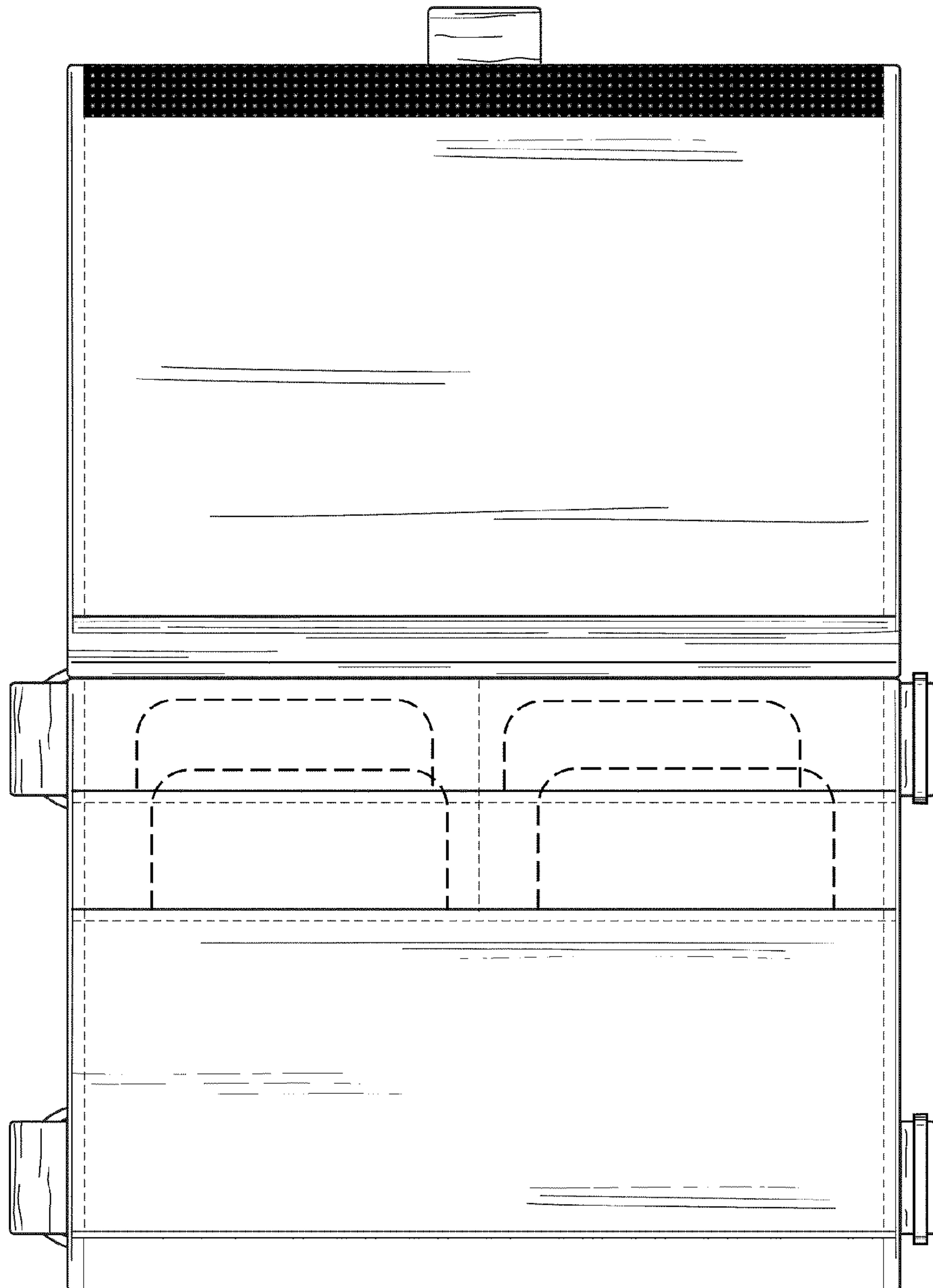


FIG. 8




FIG. 9




FIG. 10

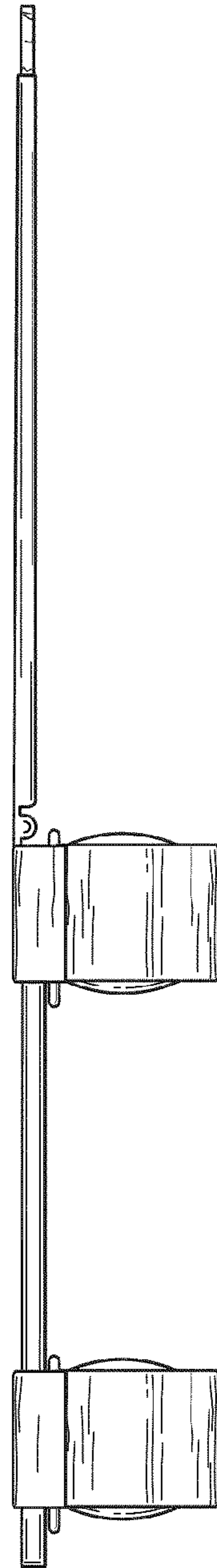


FIG. 11

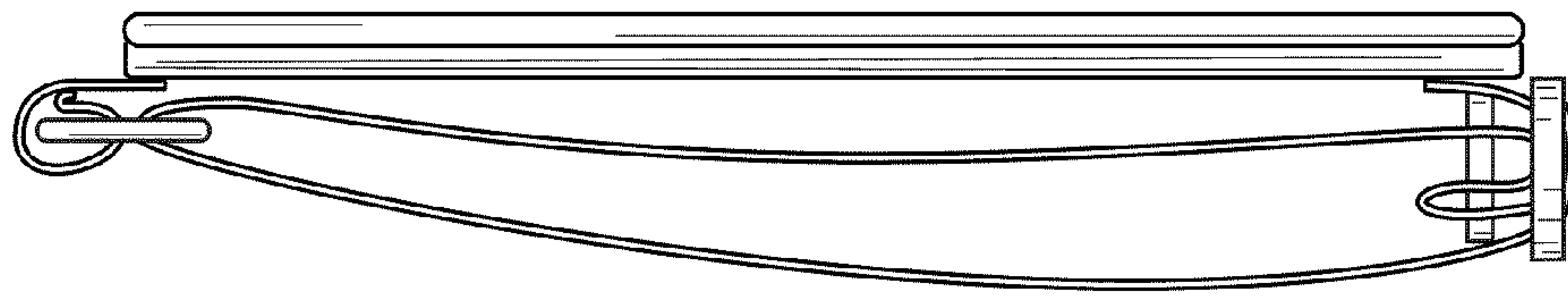


FIG. 12

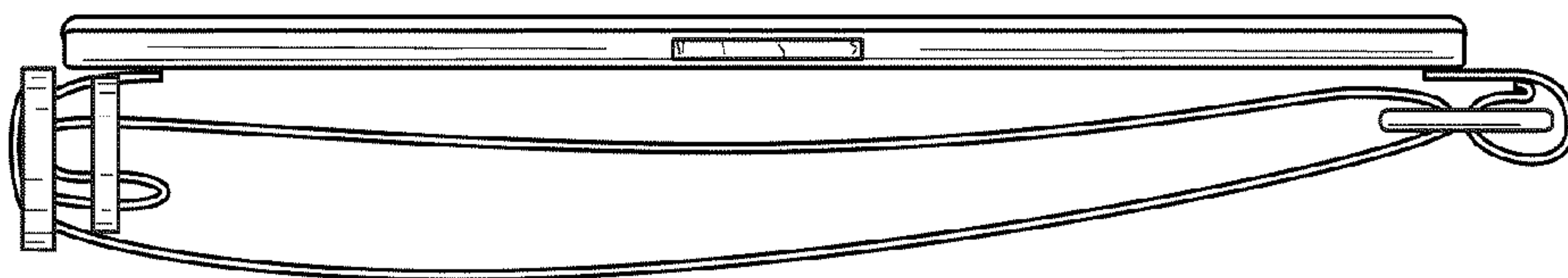


FIG. 13