



US00D648522S

(12) **United States Design Patent**
Gorman

(10) **Patent No.:** **US D648,522 S**

(45) **Date of Patent:** **** Nov. 15, 2011**

(54) **TETHER**

(76) **Inventor:** **Andrew James Gorman**, Portland, OR
(US)

(**) **Term:** **14 Years**

(21) **Appl. No.:** **29/356,584**

(22) **Filed:** **Feb. 26, 2010**

(51) **LOC (9) Cl.** **03-01**

(52) **U.S. Cl.** **D3/215**

(58) **Field of Classification Search** D3/215,
D3/224, 226, 228, 207-210; D27/161, 172;
D24/134; 24/3.1, 3.11, 3.12, 3.2, 3.6, 3.7,
24/316; D11/7; 40/1.5, 1.6, 654.01; 70/456 R,
70/458-459

See application file for complete search history.

(56) **References Cited**

U.S. PATENT DOCUMENTS

D372,756 S	8/1996	May	
D418,774 S *	1/2000	Kalbach	D11/7
D437,995 S *	2/2001	Perthou	D3/207
6,216,319 B1	4/2001	Elkins	
6,334,239 B1 *	1/2002	Kraut	24/3.6
6,598,273 B2 *	7/2003	Buettell	24/316
6,776,317 B1	8/2004	Parker	
D514,311 S *	2/2006	Cetera	D3/215
D518,595 S *	4/2006	Morganfield et al.	D27/161
7,032,529 B2	4/2006	Sanford	
D554,810 S	11/2007	Head	
D608,541 S	1/2010	Myers	
D616,545 S *	5/2010	Burtch	D24/134

OTHER PUBLICATIONS

AGC Enterprises NW, LLC, Retractable Tool Tether, Oct. 7, 2009, 10 pages, <http://www.retractabletooltether.com/>.

B & H Foto & Electronics Corp, Nikon Retractable Rangefinder Tether, at least as early as Feb. 16, 2010, 1 page, http://www.bhphotovideo.com/c/product/611135-REG/Nikon_8173_Retractable_Rangefinder_Tether.

BUY.COM, Garmin Retractable Lanyard - 010-10888-00, at least as early as Feb. 16, 2010, 1 page, <http://www.buy.com/retail/product.asp?sku=208409468&listingid=32266745>.

Cetacea Corporation, Industrial gear Tool Tethers, at least as early as Feb. 16, 2010, 3 pages, http://www.cetaceacorp.com/tool-tethers-c96-page-full_list.html.

Gear Keeper, Heavy Tool Tethers, 2007, 3 pages, <http://www.gearkeeper.com/tooltethers/tooltethers.html>.

Universal Mercantile Exchange, Inc., RT-03S Steel Wire Retractable Reels, at least as early as Feb. 16, 2010, 3 pages, <http://www.lanyardsupply.com/ly1/metal-retractable-reel-14.htm>.

* cited by examiner

Primary Examiner — Catheri Oliver

(74) *Attorney, Agent, or Firm* — Law Office of Karen Dana Oster, LLC

(57) **CLAIM**

I claim the ornamental design for a tether, as shown.

DESCRIPTION

FIG. 1 is a perspective view of a tether showing my new design;

FIG. 2 is a front view of the tether.

FIG. 3 is a rear view of the tether.

FIG. 4 is a first side view of the tether.

FIG. 5 is a second side view of the tether.

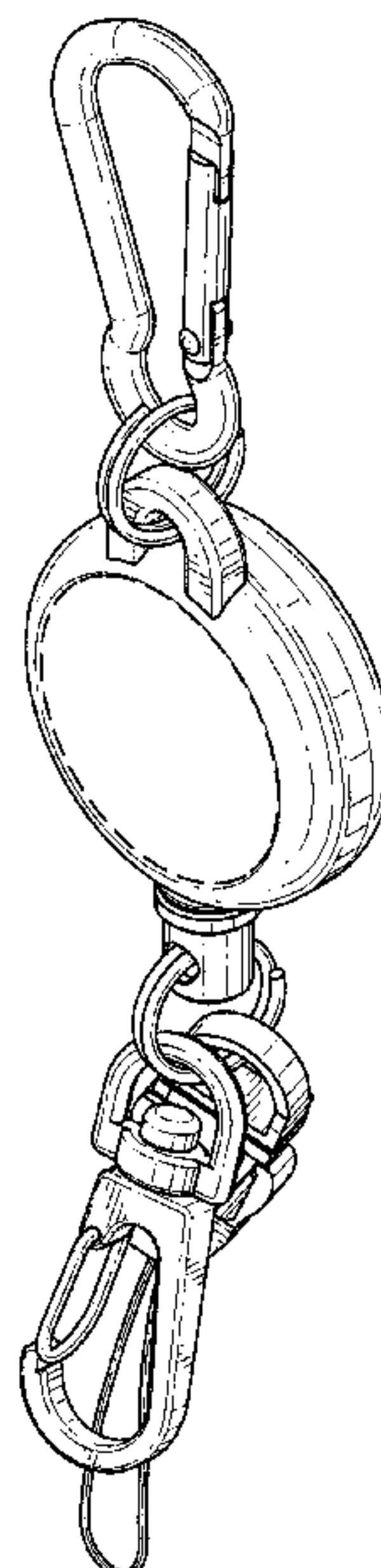
FIG. 6 is a top view of the tether.

FIG. 7 is a bottom view of the tether; and,

FIG. 8 is a perspective view of a second embodiment of the tether including an alternative clip, all other portions of the design being the same.

The surface of the center section of the tether that is shown in broken lines forms no part of the claimed design. The clip shown in broken lines in FIG. 8 forms no part of the alternative claimed design.

1 Claim, 6 Drawing Sheets



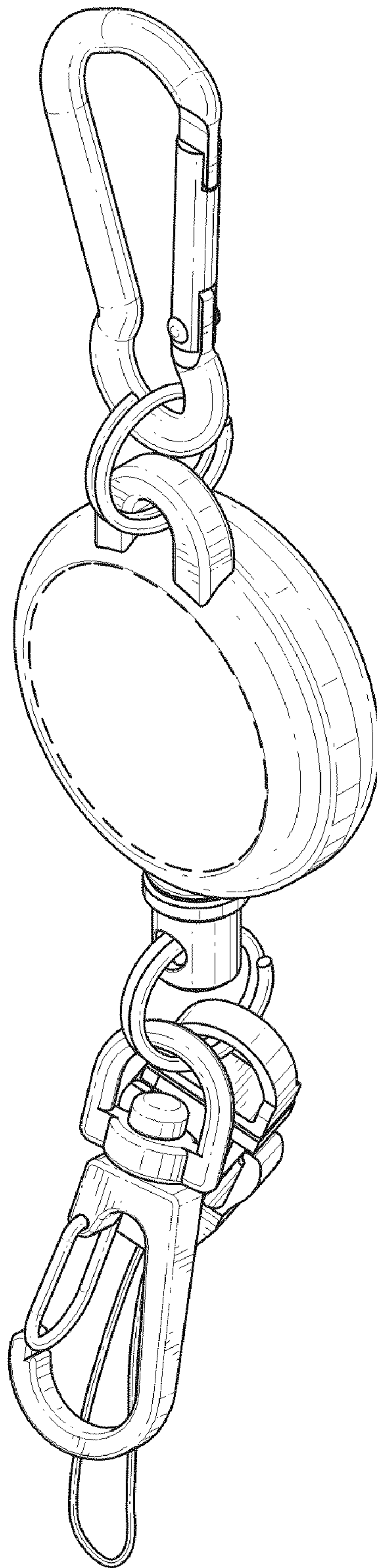


FIG. 1




FIG. 2

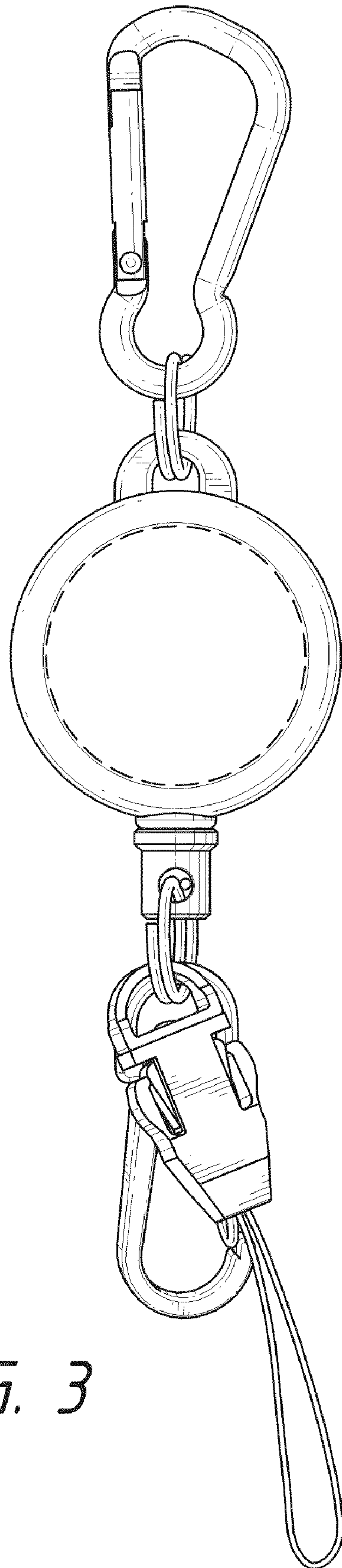


FIG. 3

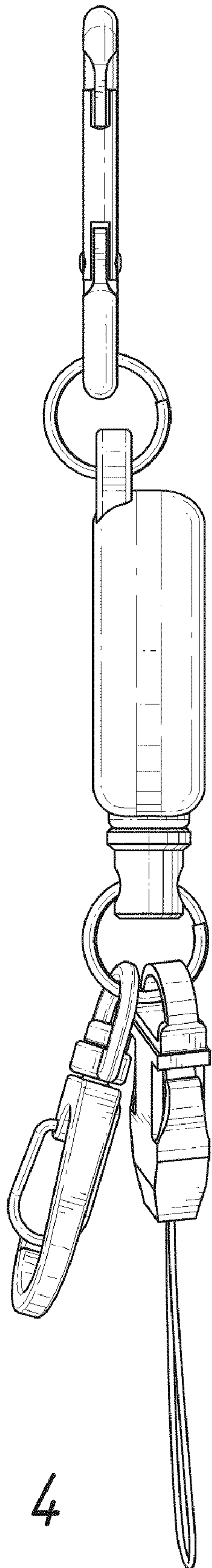


FIG. 4

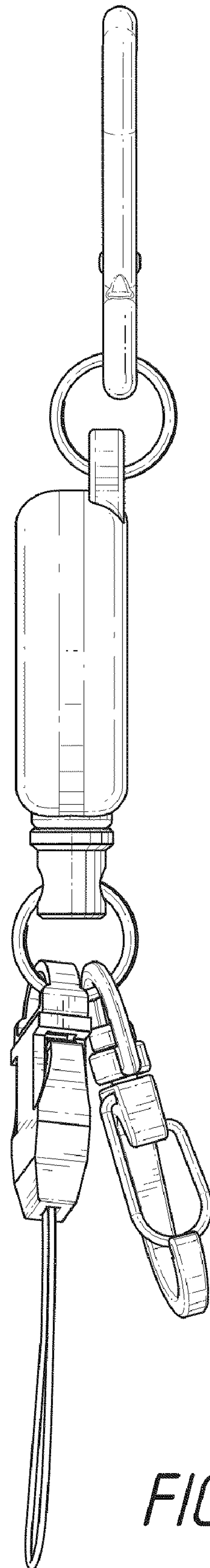


FIG. 5

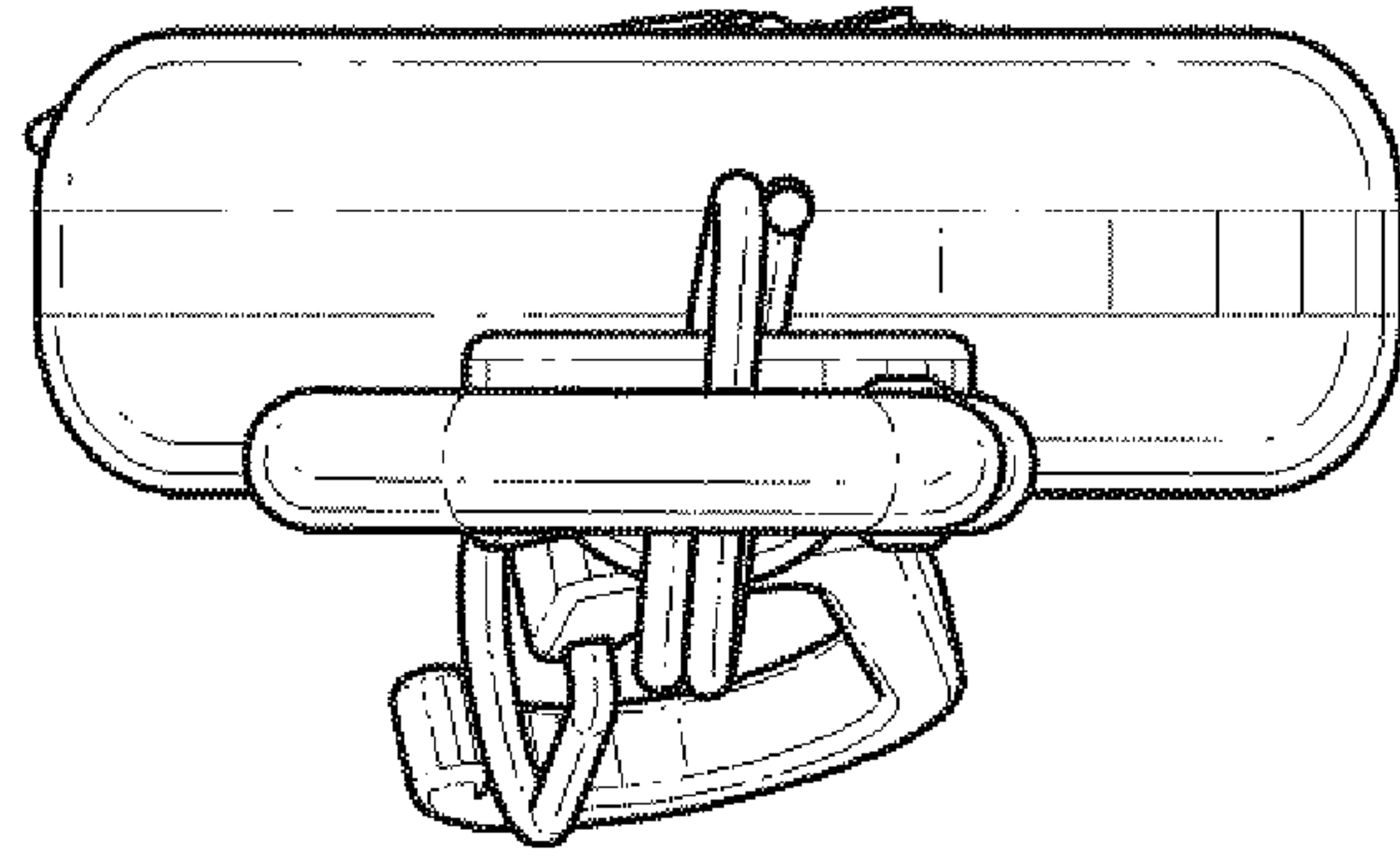


FIG. 6




FIG. 7

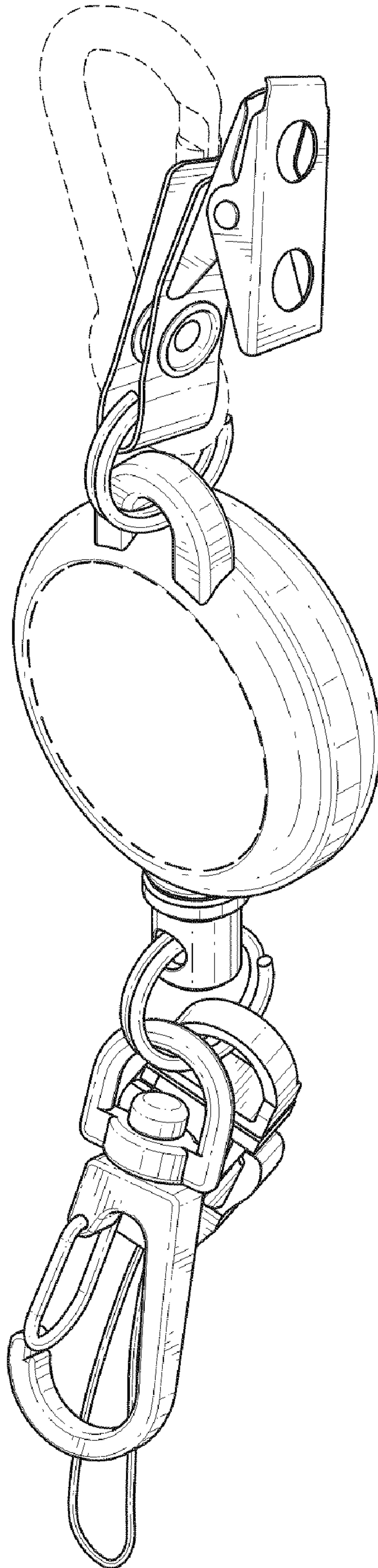


FIG. 8