



US00D648517S

(12) **United States Design Patent**
Vestuti et al.

(10) **Patent No.:** **US D648,517 S**

(45) **Date of Patent:** **** Nov. 15, 2011**

(54) **PORTION OF A SHOE SOLE**

(75) Inventors: **Ricardo Vestuti**, Providence, RI (US);
Kevin Leary, Dedham, MA (US); **Mike Andrews**, East Falmouth, MA (US);
William McInnis, Westwood, MA (US)

4,571,852 A 2/1986 Lamarche et al.
4,577,417 A 3/1986 Cole
4,653,206 A 3/1987 Tanel
4,660,304 A 4/1987 Tanel
4,669,204 A 6/1987 Tanel
4,723,365 A 2/1988 Tanel

(Continued)

(73) Assignee: **Reebok International Ltd.**, Canton, MA (US)

FOREIGN PATENT DOCUMENTS

CH 699482 3/2010

(Continued)

(**) Term: **14 Years**

(21) Appl. No.: **29/364,048**

OTHER PUBLICATIONS

(22) Filed: **Jun. 17, 2010**

Extended European Search Report for Application No. EP 09179450.3, Applicant: Reebok International Ltd., mailed Aug. 2, 2010, 6 pages.

(Continued)

Related U.S. Application Data

(60) Division of application No. 29/339,457, filed on Jun. 30, 2009, now Pat. No. Des. 619,343, which is a continuation of application No. 29/325,242, filed on Sep. 26, 2008, now Pat. No. Des. 597,287.

Primary Examiner — T. Chase Nelson

(74) *Attorney, Agent, or Firm* — Sterne, Kessler, Goldstein & Fox, P.L.L.C.

(51) **LOC (9) Cl.** **02-04**

(52) **U.S. Cl.** **D2/955**; D2/951; D2/953

(58) **Field of Classification Search** D2/902,
D2/947, 951–954, 956–960; 36/103, 3 B,
36/22 R, 25 R, 32 R, 59 C, 67 A; D5/32,
D5/37

(57) **CLAIM**

The ornamental design for a portion of a shoe sole, as shown and described.

See application file for complete search history.

DESCRIPTION

(56) **References Cited**

U.S. PATENT DOCUMENTS

D39,747 S 1/1909 McKenna
1,272,556 A 7/1918 Steward
1,979,972 A 11/1934 Guild
D123,602 S 11/1940 Reeves
D125,657 S 3/1941 Cutler
D234,930 S 4/1975 Arambasic et al.
D265,690 S 8/1982 Famolare, Jr.
D266,798 S 11/1982 Famolare, Jr.
D267,288 S 12/1982 Davis
D267,366 S 12/1982 Davis

FIG. 1 is a bottom plan view of a shoe sole showing our new design;

FIG. 2 is a front view thereof; and

FIG. 3 is a rear view thereof;

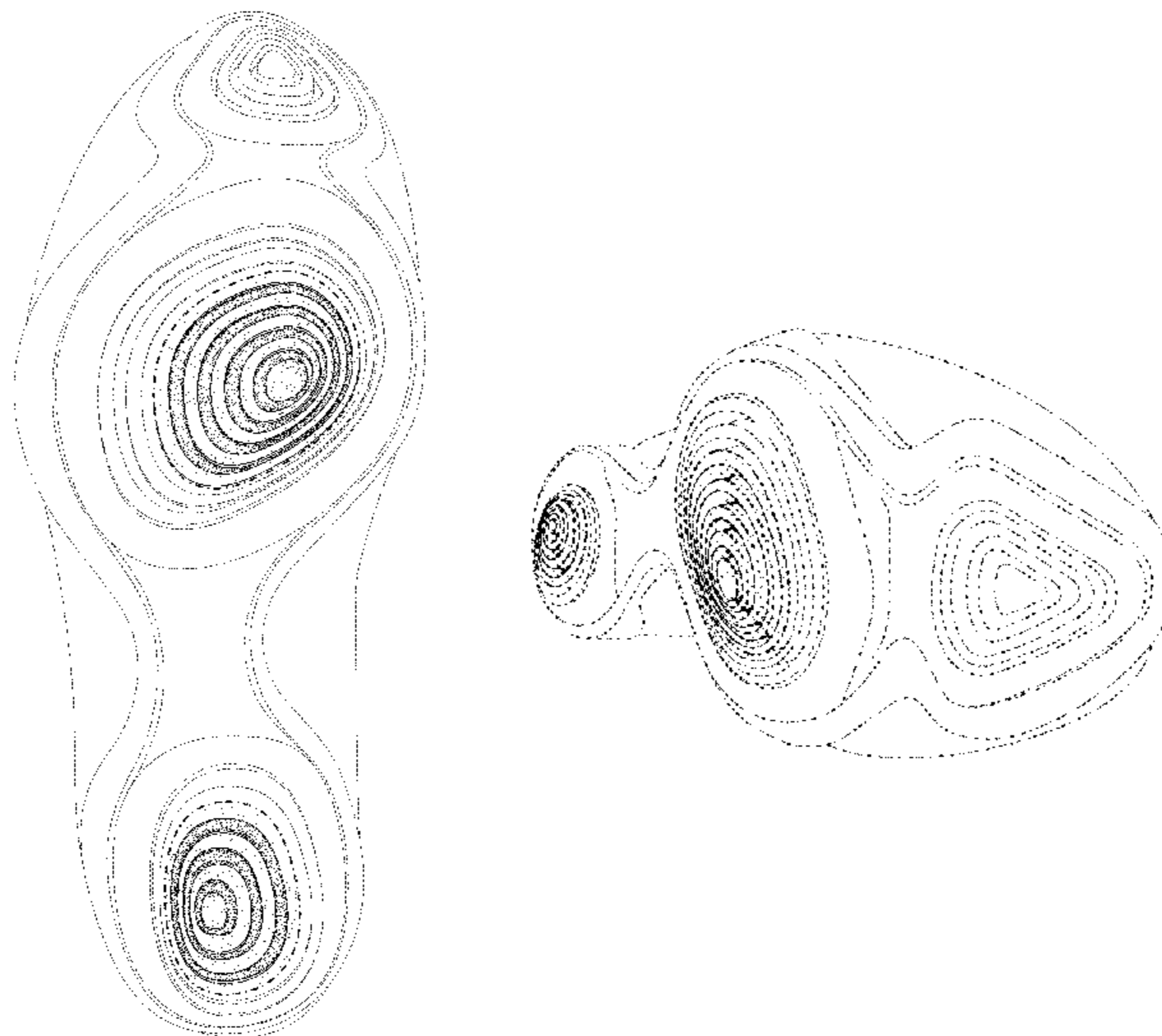
FIG. 4 is a bottom perspective view thereof;

FIG. 5 is a side view thereof; and,

FIG. 6 is another side view thereof.

The area within the solid and dash-dot lines forms the claimed design. The area within the broken lines is environmental and forms no part of the claimed invention.

1 Claim, 5 Drawing Sheets



US D648,517 S

Page 2

U.S. PATENT DOCUMENTS

4,748,752 A 6/1988 Tanel
 4,897,936 A 2/1990 Fuerst
 5,058,292 A 10/1991 Tanel
 D323,059 S 1/1992 Hatfield
 5,201,126 A 4/1993 Tanel
 D343,051 S 1/1994 Bramani
 5,313,718 A 5/1994 McMahon et al.
 D394,939 S 6/1998 Avar
 D395,157 S 6/1998 von Conta
 5,771,606 A 6/1998 Litchfield et al.
 D396,549 S 8/1998 von Conta et al.
 D398,440 S 9/1998 Rowland
 D400,344 S 11/1998 Avar
 D401,043 S 11/1998 Truelsen
 D405,596 S 2/1999 Aird et al.
 D426,947 S 6/2000 Pollastrelli
 6,505,420 B1 1/2003 Litchfield et al.
 D482,852 S 12/2003 Belley et al.
 D492,096 S 6/2004 Sanchez et al.
 6,745,499 B2 6/2004 Christensen et al.
 D501,293 S 2/2005 Bizzo
 D504,555 S 5/2005 Urie
 6,979,287 B2 12/2005 Elbaz et al.
 7,080,467 B2 7/2006 Marvin et al.
 7,101,330 B2 9/2006 Elbaz et al.
 D532,189 S 11/2006 Truelsen
 D553,335 S 10/2007 Amado et al.
 D569,084 S 5/2008 Hatfield et al.
 D576,394 S 9/2008 Heller
 D591,031 S * 4/2009 Cofinco D2/902
 D594,196 S * 6/2009 Recchi D2/960
 7,546,699 B2 * 6/2009 Ellis, III 36/103
 D595,489 S * 7/2009 McClaskie D2/954
 7,562,468 B2 * 7/2009 Ellis, III 36/25 R
 D597,287 S 8/2009 Vestuti et al.
 D607,185 S * 1/2010 Soon D2/902
 7,647,710 B2 * 1/2010 Ellis, III 36/103

D614,840 S * 5/2010 Hogan D2/956
 D614,841 S * 5/2010 Hogan D2/956
 7,707,742 B2 * 5/2010 Ellis, III 36/25 R
 D619,343 S 7/2010 Vestuti et al.
 7,793,429 B2 * 9/2010 Ellis, III 36/25 R
 7,793,430 B2 * 9/2010 Ellis 36/25 R
 2004/0033864 A1 2/2004 Elbaz et al.
 2004/0033874 A1 2/2004 Elbaz et al.
 2005/0268490 A1 12/2005 Foxen
 2005/0283999 A1 12/2005 Whatley
 2008/0242518 A1 10/2008 Elbaz et al.
 2009/0293309 A1 * 12/2009 Keating et al. 36/88
 2010/0107448 A1 * 5/2010 Fallow et al. 36/103
 2010/0139119 A1 * 6/2010 Sokolowski 36/8.3
 2010/0146818 A1 * 6/2010 Sokolowski 36/102
 2010/0251565 A1 10/2010 Litchfield et al.
 2010/0251567 A1 10/2010 McInnis et al.

FOREIGN PATENT DOCUMENTS

EP 1120056 8/2001
 WO WO 2004/016321 A2 2/2004
 WO WO 2004/016321 A3 2/2004

OTHER PUBLICATIONS

Crompton, "Wobble back to good health," The Times, Body + Soul pp. 7-8, Sep. 26, 2009, 2 pages.
 Apos, Less Pain, More Function article, 12 pages, copyright 2008.
 Draft Swiss patent application entitled "Shoe Sole" Flexyboots GmbH, dated Aug. 20, 2008, www.flexyboots.ch.patent.pdf, with English translation, 42 pages.
 "Flexyboots" www.flexyboot.com (visited Oct. 9, 2009) with English translation, 3 pages.
 Tanel 360 Store—Victory Performance Low Cut Molded Cleat—Mens, <http://shop.tanel360.com/victory-performance-low-cut-molded-cleat---mens-p21.aspx> (printed on Nov. 16, 2010), 3 pages.

* cited by examiner

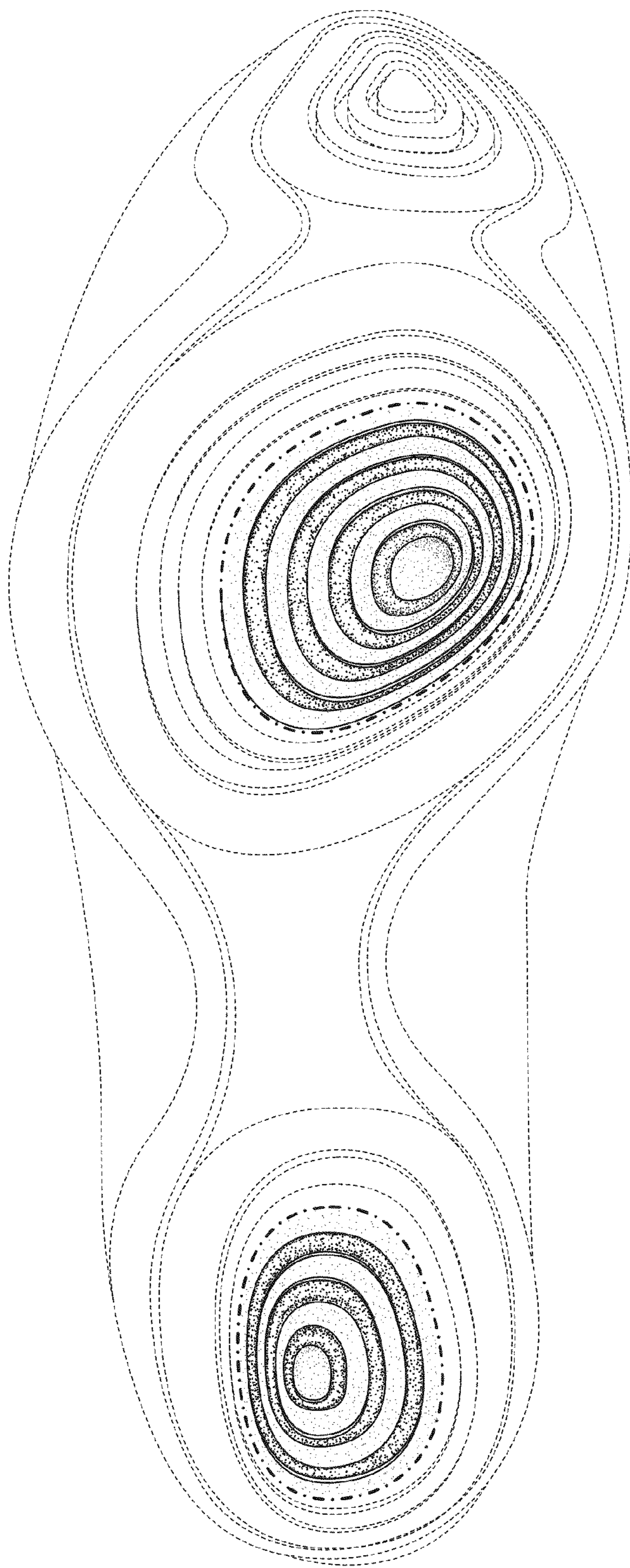


FIG. 1

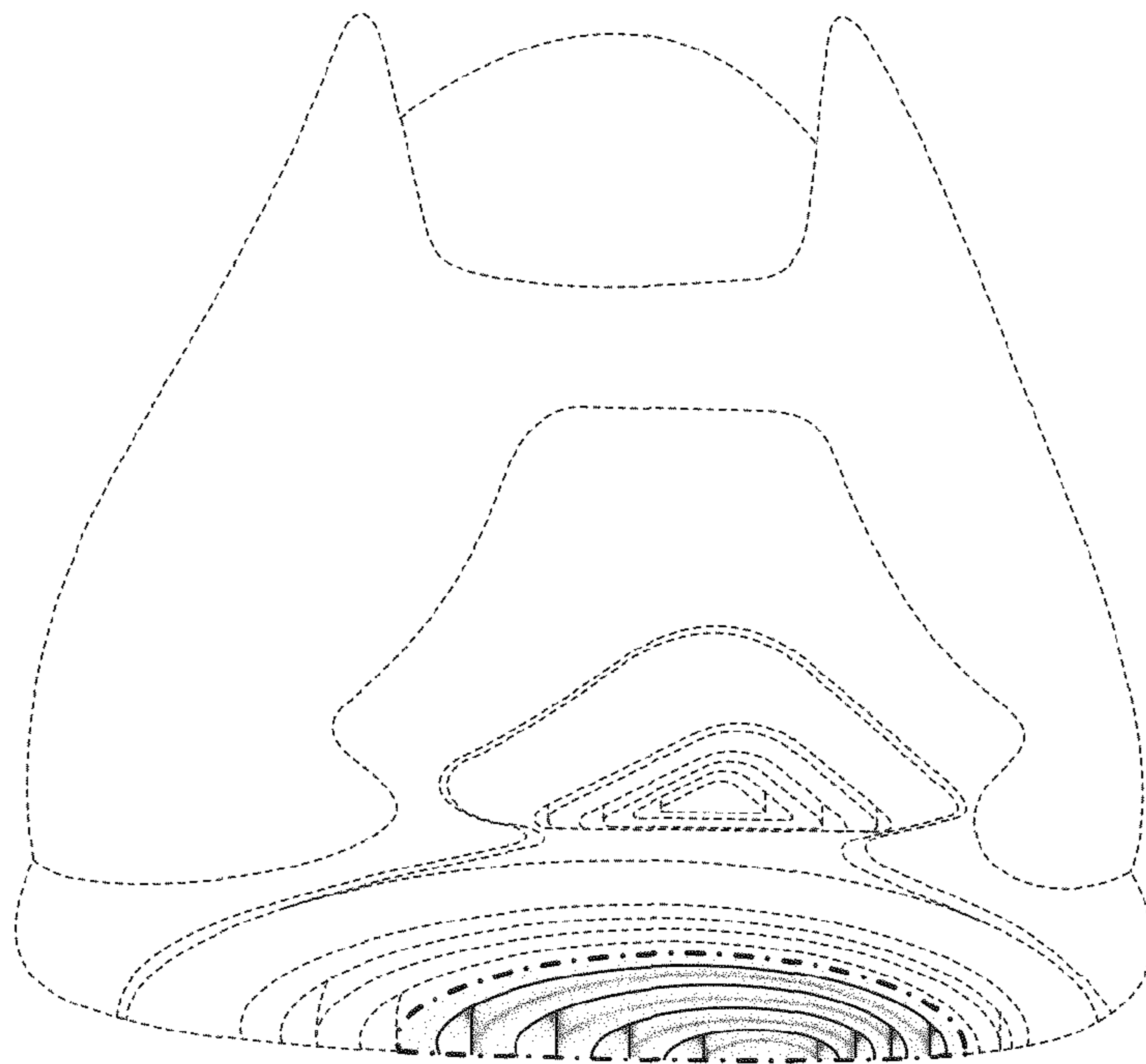


FIG. 2

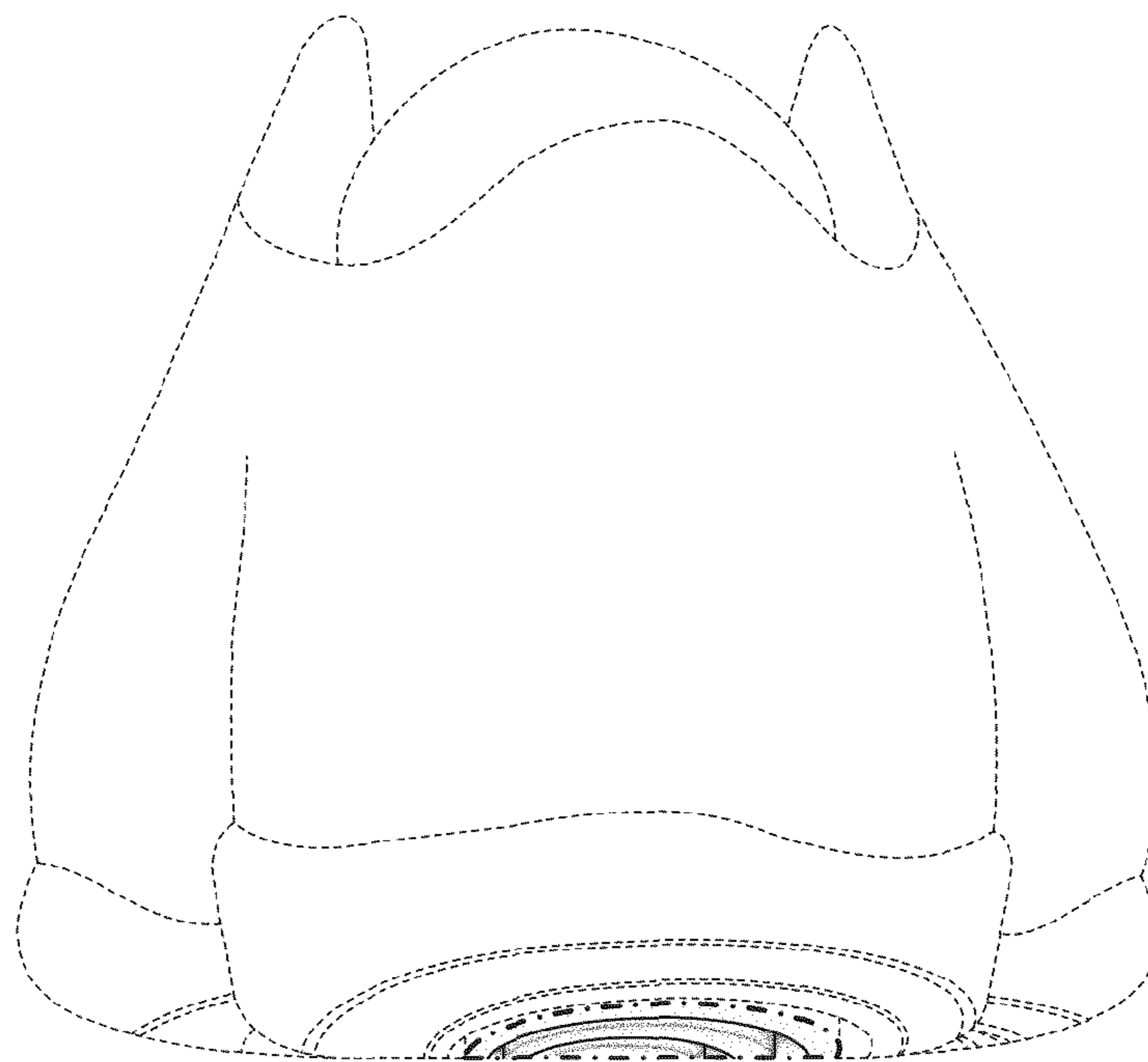


FIG. 3

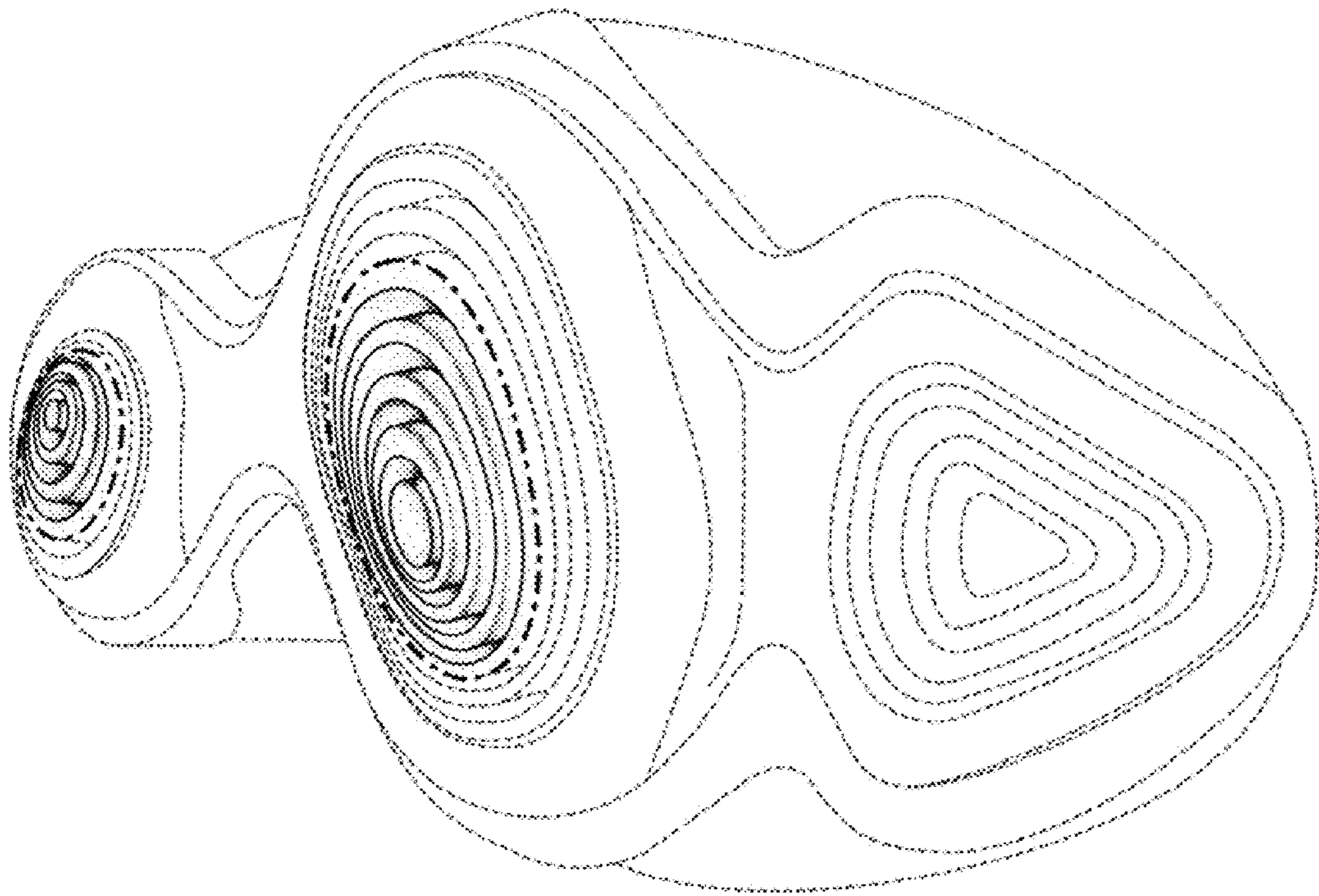


FIG. 4

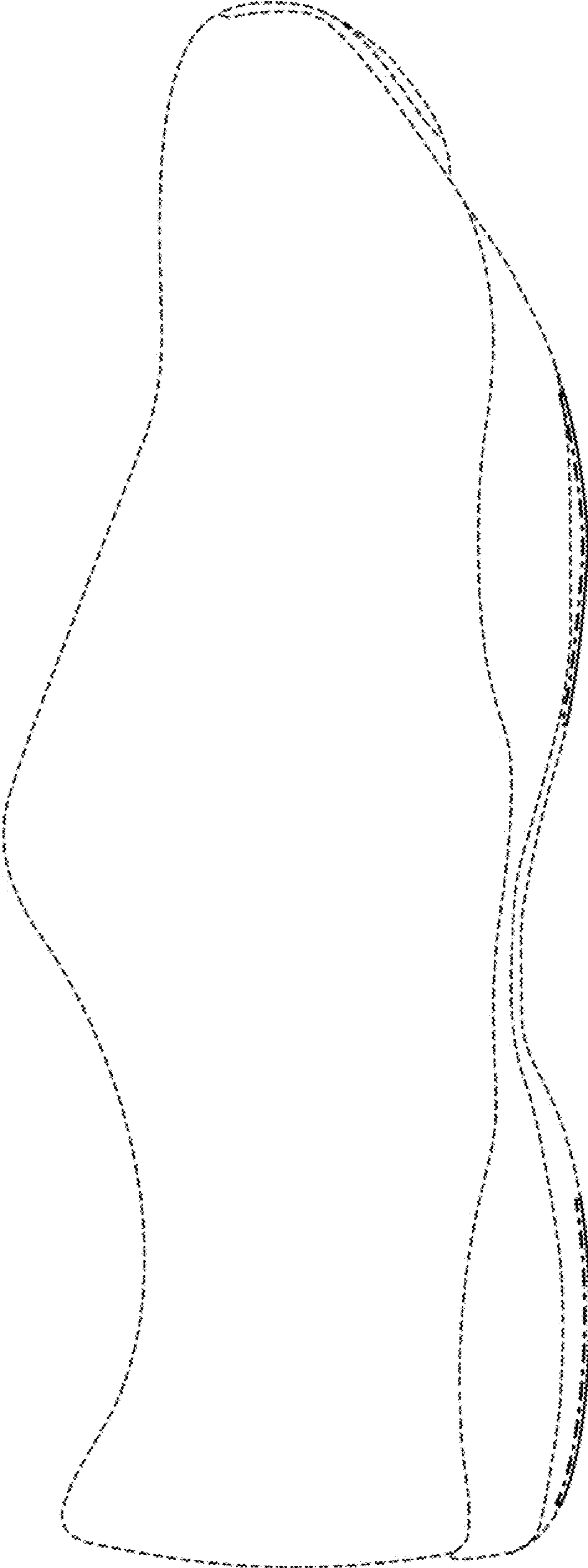


FIG. 5

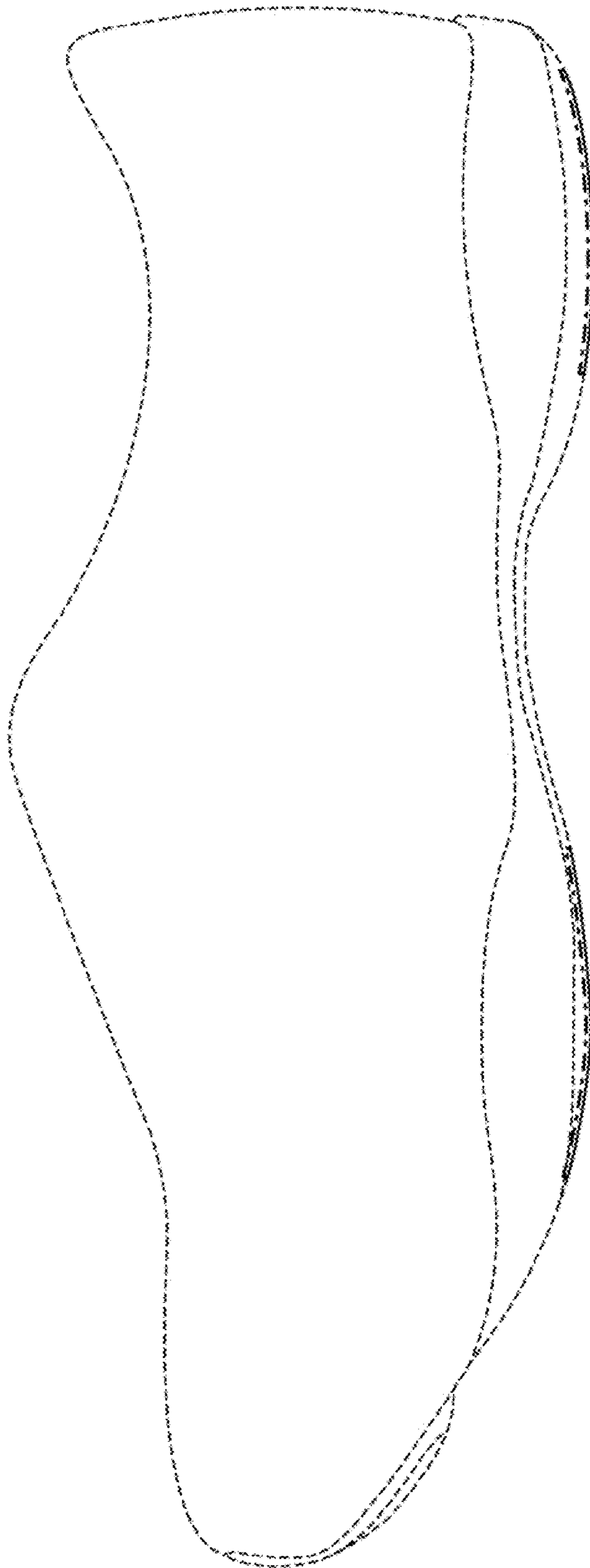


FIG. 6

UNITED STATES PATENT AND TRADEMARK OFFICE
CERTIFICATE OF CORRECTION

PATENT NO. : D648,517 S
APPLICATION NO. : 29/364048
DATED : November 15, 2011
INVENTOR(S) : Vestuti et al.

Page 1 of 1

It is certified that error appears in the above-identified patent and that said Letters Patent is hereby corrected as shown below:

On the Title page of the patent, item (56); please insert

--OTHER PUBLICATIONS

Reebok Fall 2002 Footwear Catalog, page 14, showing the U-Shuffle DMX shoe.

Reebok Third Quarter 2003 Footwear Catalog, page 17, showing the Stimulus DMX shoe, and pages 16 and 41, showing the Court Macabee II DMX shoe.

Reebok Spring 2005 Footwear Catalog, page 30, showing the Sportcentric DMX Max shoe, page 31, showing the Destination DMX shoe, and pages 32 and 52, showing the Trail DMX Max and Sporterra DMX Walk shoes.

Reebok Third Quarter 2005 Footwear Catalog, page 50, showing the Sportcentric DMX Max shoe.

Reebok First Quarter 2007 Footwear Catalog, pages 16 and 53, showing the Voyage Mid III and Voyage Low III shoes.--.

Signed and Sealed this
Eighth Day of May, 2012



David J. Kappos
Director of the United States Patent and Trademark Office