



US00D648515S

(12) **United States Design Patent**
Kotoyan

(10) **Patent No.:** **US D648,515 S**

(45) **Date of Patent:** **** Nov. 15, 2011**

(54) **SHOE BOTTOM WITH CONICAL TOE BASE COMPONENTS**

(75) Inventor: **Ara Kotoyan**, Granada Hills, CA (US)

(73) Assignee: **Kotonica, Inc.**, Sylmar, CA (US)

(**) Term: **14 Years**

(21) Appl. No.: **29/357,301**

(22) Filed: **Mar. 10, 2010**

(51) **LOC (9) Cl.** **02-04**

(52) **U.S. Cl.** **D2/950**

(58) **Field of Classification Search** D2/902,
D2/906, 908, 916, 918, 925, 946, 947, 950-962,
D2/977, 929-938, 964-967, 972; 36/3 B,
36/22 R, 24.5, 25 R, 28, 32 R, 34 R, 59 C,
36/67 A, 103, 83, 84

See application file for complete search history.

(56) **References Cited**

U.S. PATENT DOCUMENTS

1,315,482	A *	9/1919	Johnson	36/7.3
3,742,627	A *	7/1973	Schneider	36/28
D252,837	S *	9/1979	Cole	D2/950
D387,192	S *	12/1997	Srourian et al.	D2/950
5,765,295	A *	6/1998	Srourian et al.	36/24.5
D405,944	S *	2/1999	Sessa	D2/959
6,023,858	A *	2/2000	Srourian	36/42
D556,981	S *	12/2007	Choi	D2/939
D558,961	S *	1/2008	Wilkinson	D2/930
D565,833	S *	4/2008	Juan	D2/965
D582,637	S *	12/2008	Guers-Neyraud	D2/925
D585,190	S *	1/2009	Choi	D2/977
D593,735	S *	6/2009	Lam et al.	D2/954
D594,637	S *	6/2009	Van Hulle	D2/925
D595,034	S *	6/2009	Van Hulle	D2/925
D595,486	S *	7/2009	Van Hulle	D2/925

D604,499	S *	11/2009	Issler	D2/971
D607,187	S *	1/2010	Hermann	D2/930
D610,330	S *	2/2010	Choi	D2/946
D611,685	S *	3/2010	Choi	D2/930
D625,087	S *	10/2010	Blini	D2/925
D625,499	S *	10/2010	Della Valle et al.	D2/954
D632,061	S *	2/2011	Hardy	D2/929
D632,469	S *	2/2011	Guers-Neyraud	D2/965
D633,285	S *	3/2011	Guers-Neyraud	D2/930
D634,106	S *	3/2011	Davidson	D2/929
D634,107	S *	3/2011	Davidson	D2/929
D634,921	S *	3/2011	Davidson	D2/929
D635,746	S *	4/2011	Cofinco	D2/896
2007/0193064	A1 *	8/2007	Xu	36/25 R

* cited by examiner

Primary Examiner — T. Chase Nelson

(74) *Attorney, Agent, or Firm* — Berliner & Associates

(57) **CLAIM**

The ornamental design for a shoe bottom with conical toe base components, as shown and described.

DESCRIPTION

FIG. 1 is a perspective view of a shoe bottom with conical toe base components of this invention; FIG. 2 is a left side elevation view of the shoe bottom; FIG. 3 is a right side elevation view of the shoe bottom; FIG. 4 is a front elevation view of the shoe bottom; FIG. 5 is a rear elevation view of the shoe bottom; FIG. 6 is a top view the shoe bottom; and, FIG. 7 is a bottom view the shoe bottom.

The broken line showing of a shoe upper in the FIG. 1 view depicts environmental structure that forms no part of the claimed design. The remainder of the broken lines in the drawing views are for the purpose of illustrating portions of the article that form no part of the claimed design.

1 Claim, 3 Drawing Sheets

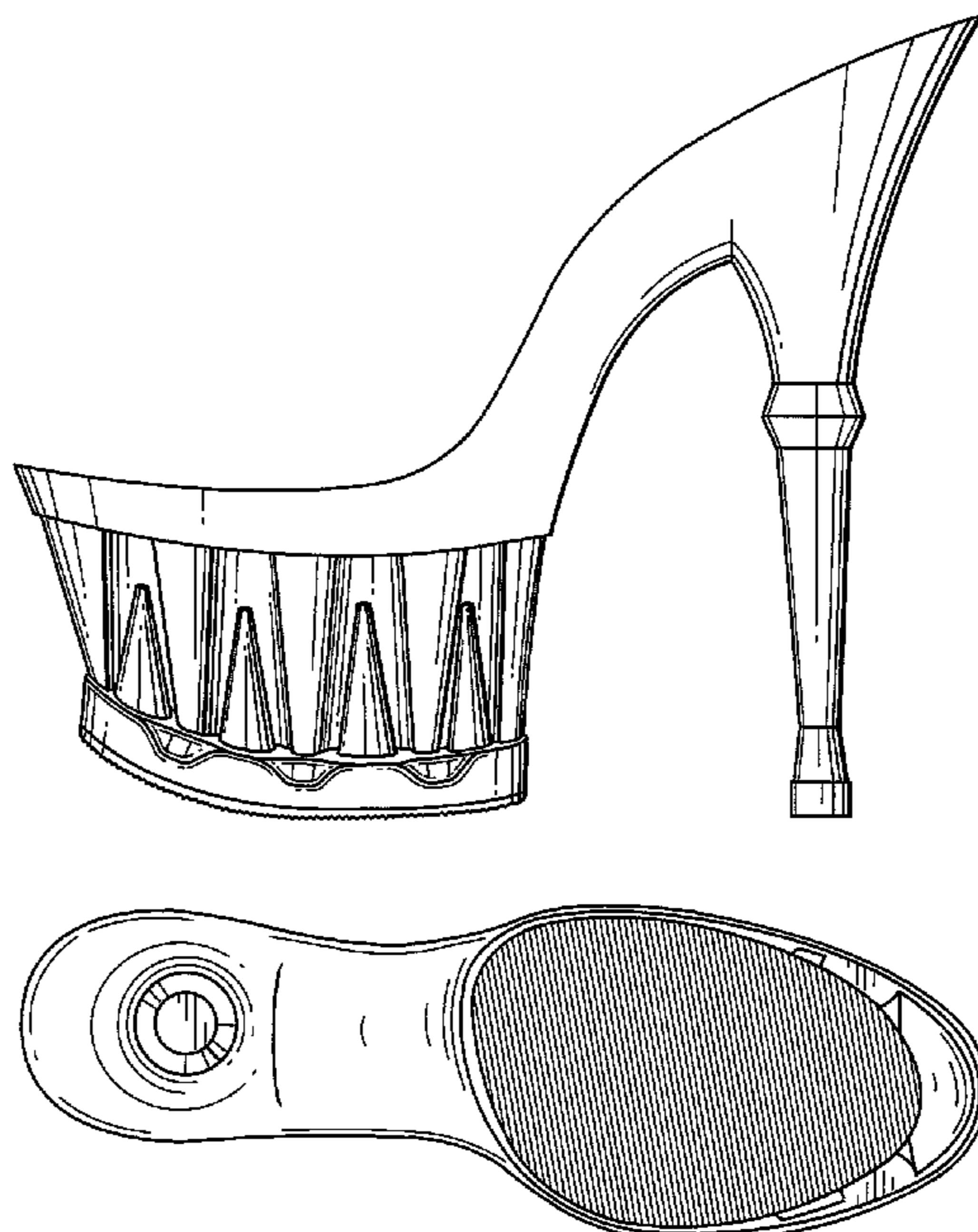


Fig 1

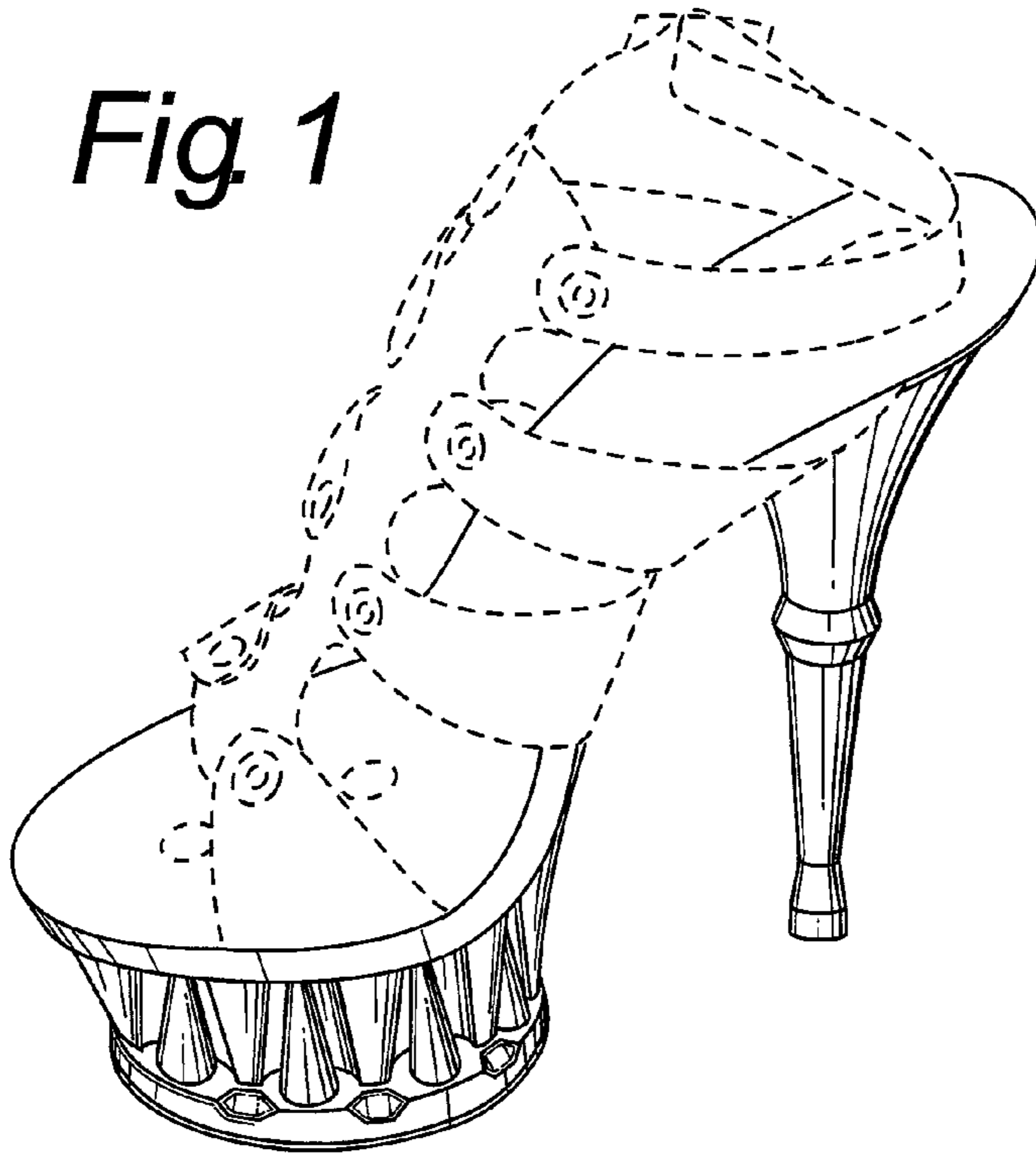
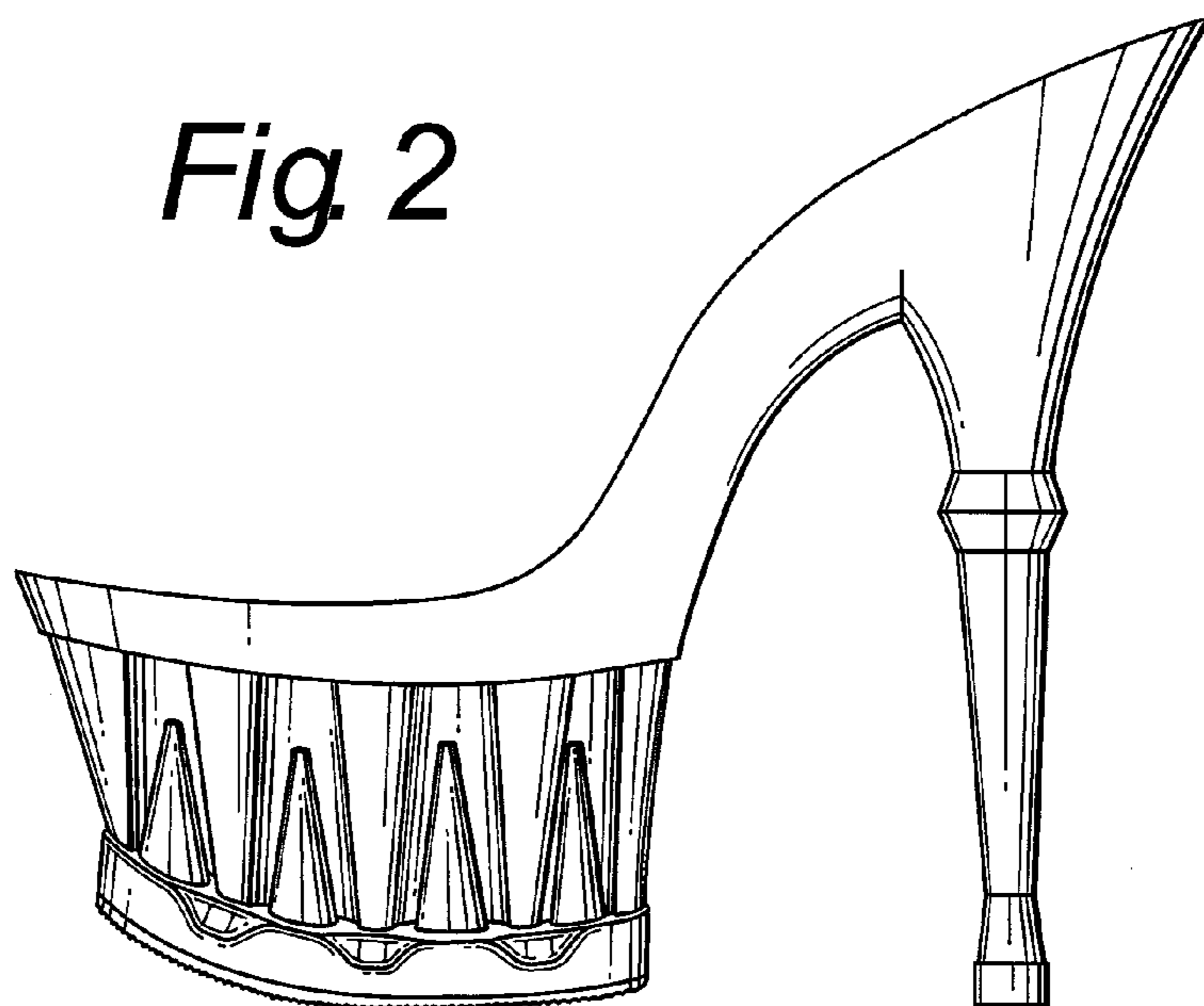
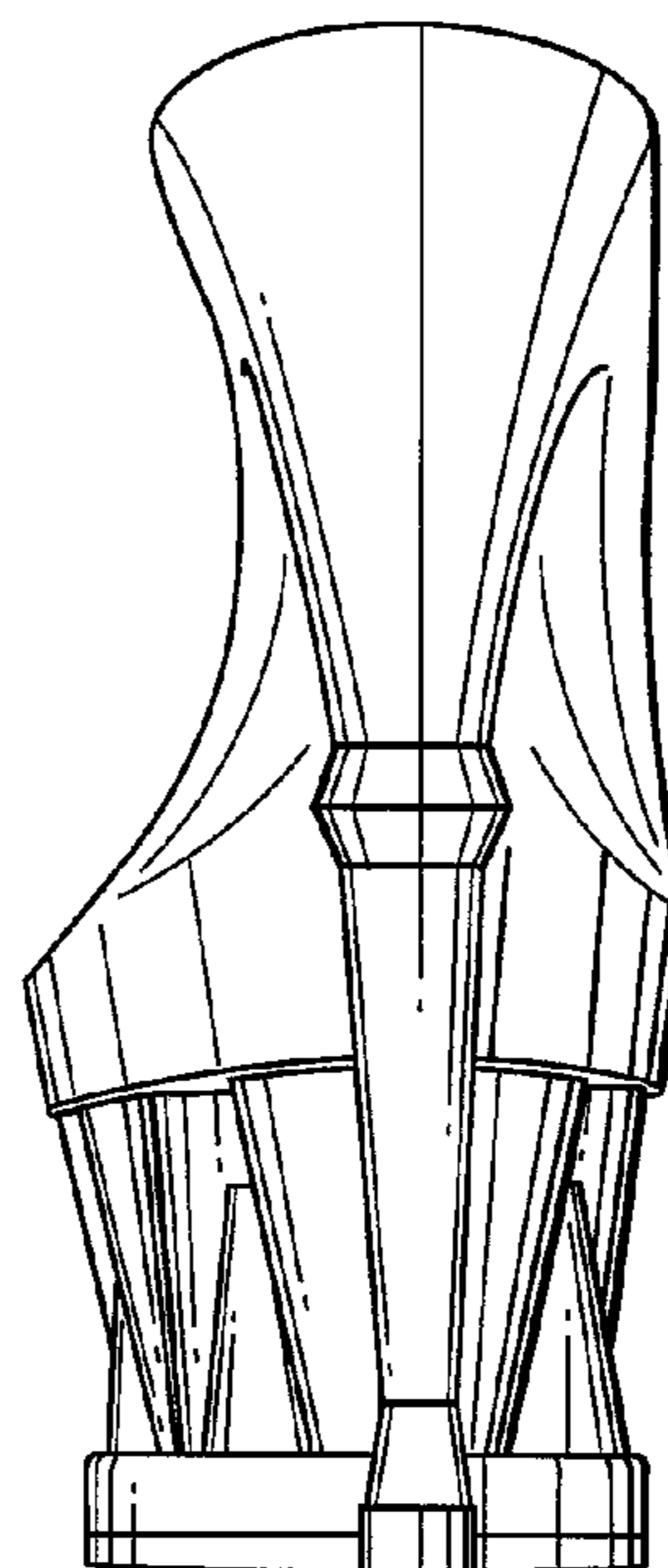
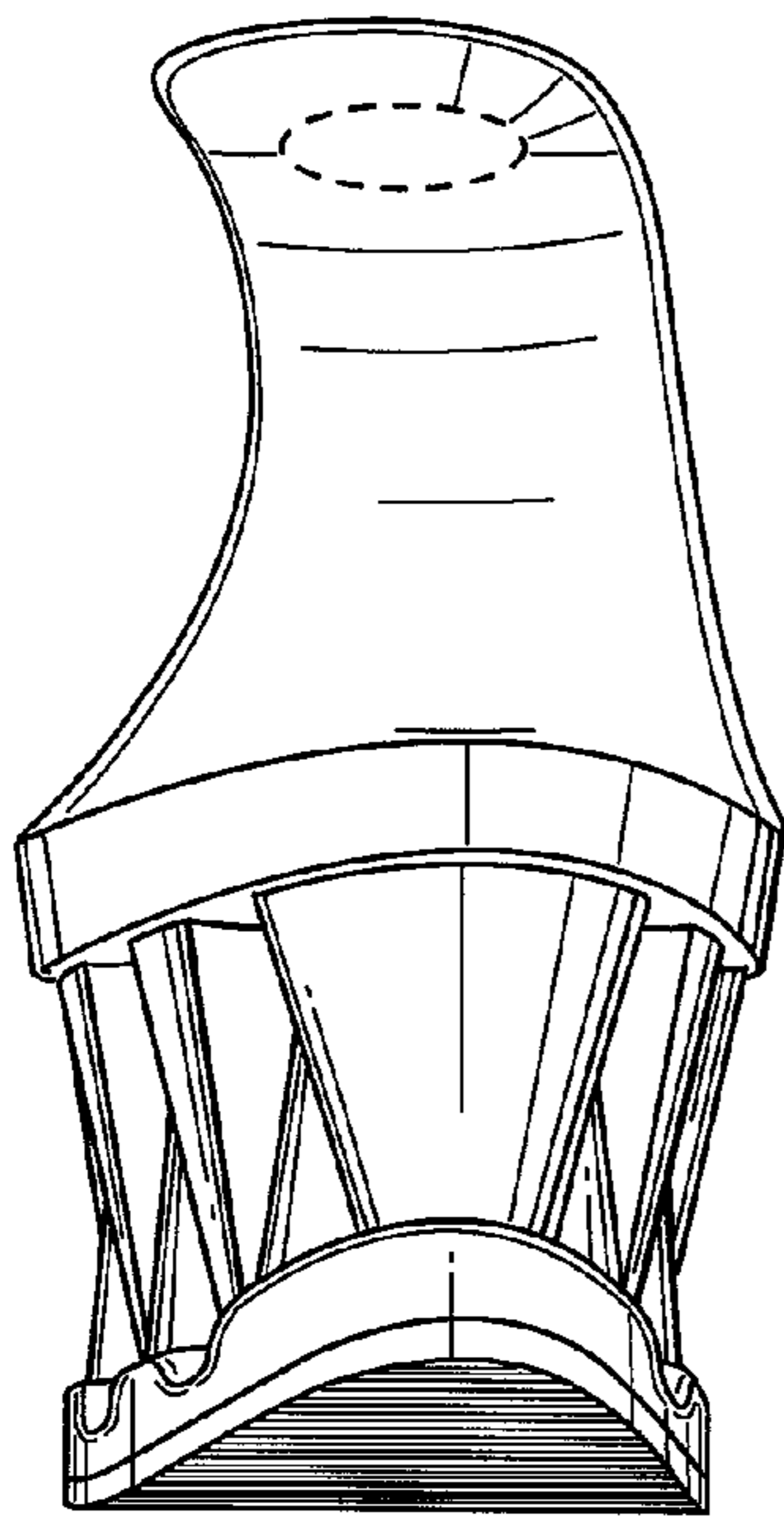
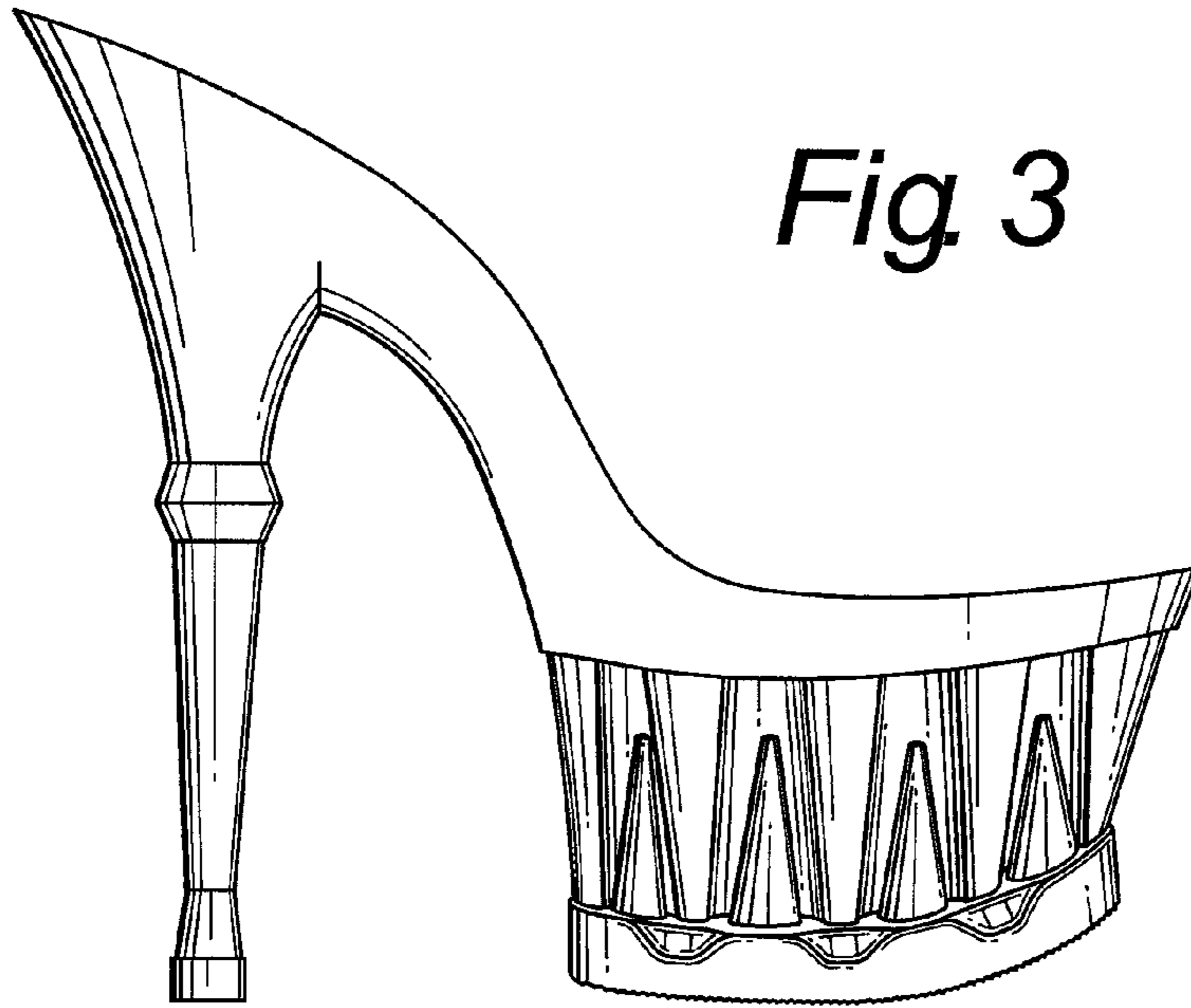


Fig 2





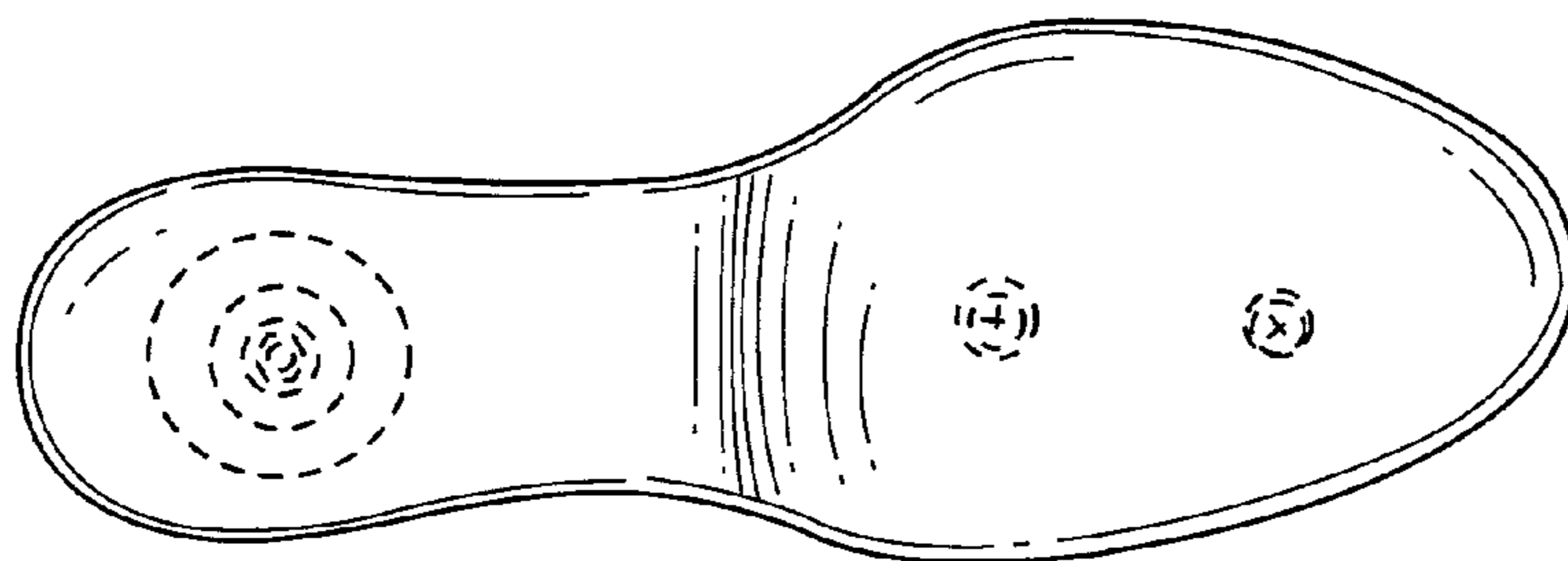


Fig. 6

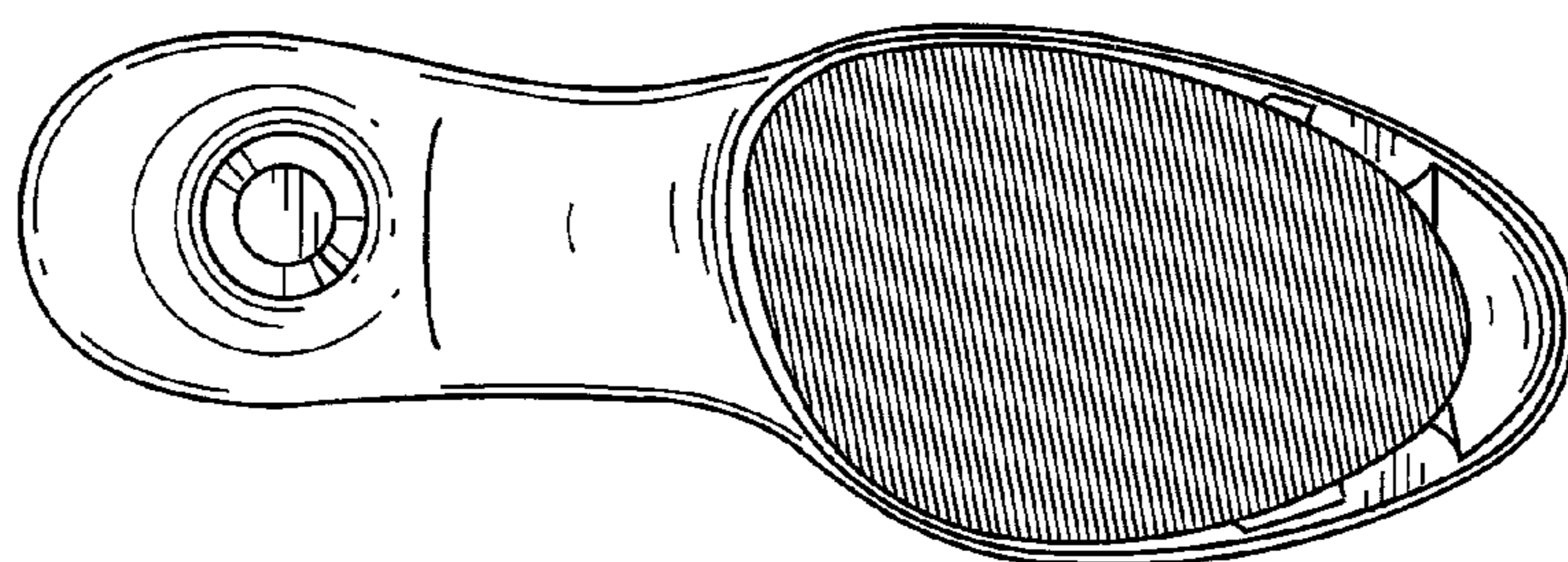


Fig. 7