



US00D648504S

(12) **United States Design Patent**
Khan

(10) **Patent No.:** **US D648,504 S**

(45) **Date of Patent:** **** Nov. 8, 2011**

(54) **HEART SHAPED URN**

(75) Inventor: **Naseem Khan**, Moradabad (IN)

(73) Assignee: **Funeral Products B.V.** (NL)

(**) Term: **14 Years**

(21) Appl. No.: **29/382,615**

(22) Filed: **Jan. 5, 2011**

(30) **Foreign Application Priority Data**

Dec. 22, 2010 (EM) 001797135-0005

(51) **LOC (9) Cl.** **99-00**

(52) **U.S. Cl.** **D99/5**

(58) **Field of Classification Search** D99/3,
D99/5, 34; D1/112; D9/629; D24/102;
63/1.12, 15, 18, 20, 23; D11/204, 223, 56,
D11/81, 103; 27/1, 2

See application file for complete search history.

(56) **References Cited**

U.S. PATENT DOCUMENTS

2,451,913	A *	10/1948	Brice	428/67
D252,590	S *	8/1979	Peretti et al.	D28/80
D276,214	S *	11/1984	Fry	D3/205
4,542,590	A *	9/1985	Cusack	33/558
4,542,631	A *	9/1985	Esser, III	63/31
5,632,164	A *	5/1997	Bergagnini	63/23
D392,422	S *	3/1998	Dinand	D28/80
D407,854	S *	4/1999	DeGaetano	D28/80
D420,590	S *	2/2000	Gobe	D9/451
D437,670	S *	2/2001	Rivera et al.	D99/5
D449,147	S *	10/2001	Herwig	D1/112

D460,687	S *	7/2002	Weinstock	D9/629
D470,991	S *	2/2003	Goldstein	D99/5
D478,657	S *	8/2003	Fontana et al.	D24/102
D495,069	S *	8/2004	Yu	D26/26
D515,267	S *	2/2006	Wozniak	D99/5
D526,571	S *	8/2006	Terrasi	D9/629
D588,057	S *	3/2009	Soler My	D13/100
D620,830	S *	8/2010	Djordjevic	D11/1
D622,024	S *	8/2010	School	D99/5
D635,323	S *	3/2011	School	D99/5

* cited by examiner

Primary Examiner — Paula Greene

(74) *Attorney, Agent, or Firm* — Miller & Martin PLLC

(57) **CLAIM**

The ornamental design for the heart shaped urn, as shown and described.

DESCRIPTION

FIG. 1 is a right side downward looking perspective view of the heart shaped urn;

FIG. 2 is a right side upward looking perspective view of the heart shaped urn shown in FIG. 1;

FIG. 3 is a top plan view of the heart shaped urn shown in FIG. 1;

FIG. 4 is a bottom plan view of the heart shaped urn shown in FIG. 1;

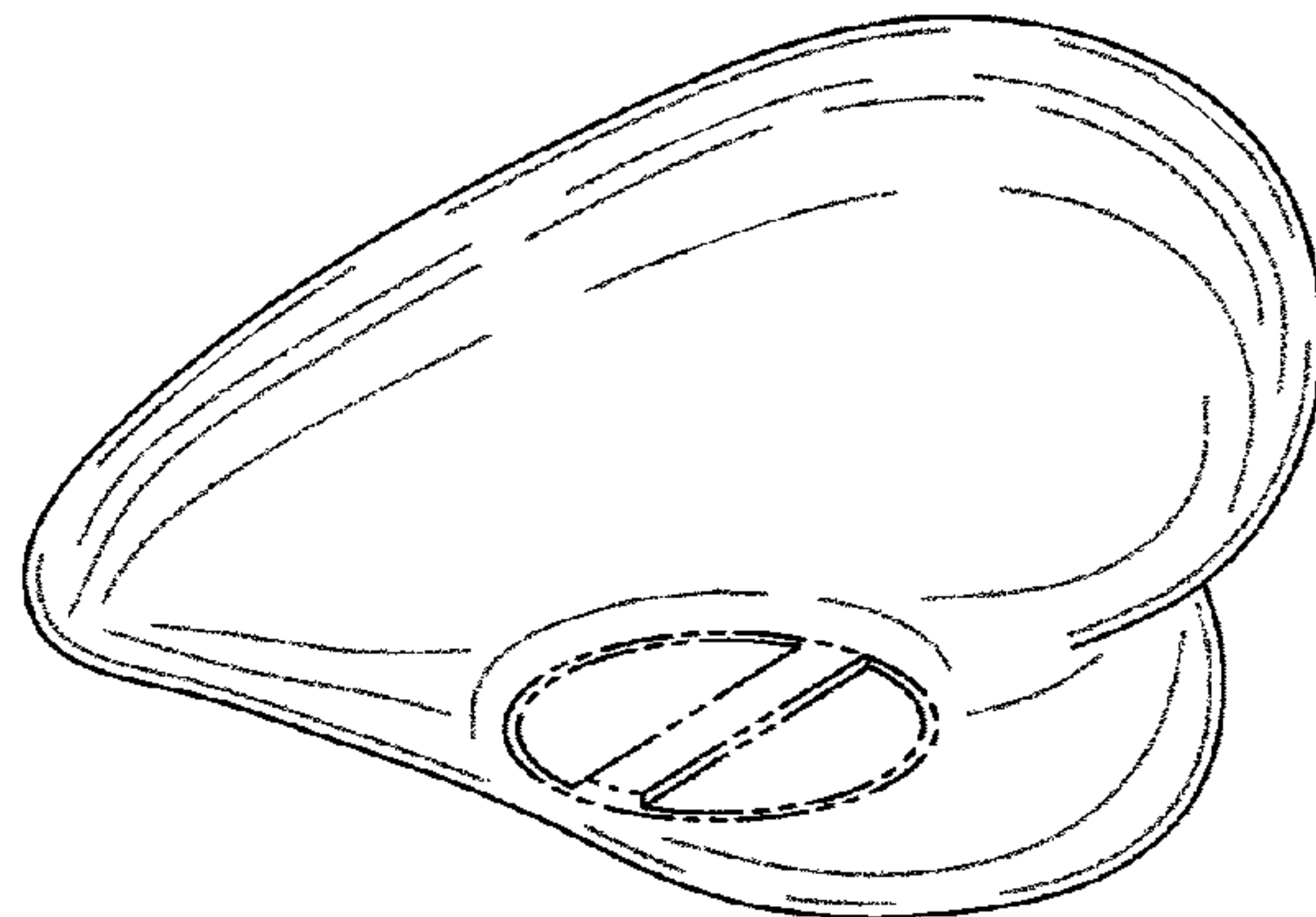
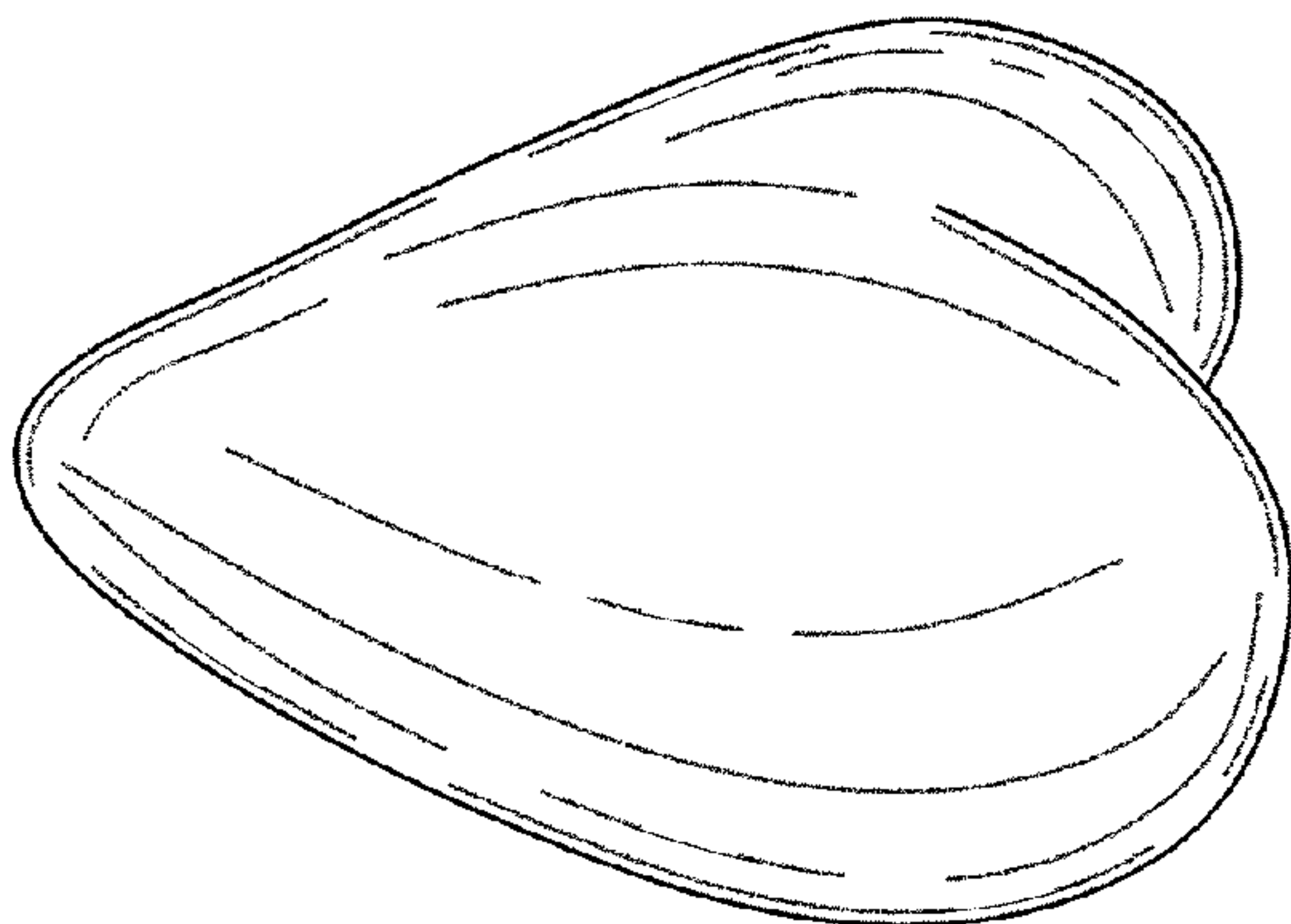
FIG. 5 is a right side plan view of the heart shaped urn shown in FIG. 1, the left side plan view being a mirror image thereof;

FIG. 6 is a front plan view of the heart shaped urn shown in FIG. 1; and,

FIG. 7 is a back plan view of the heart shaped urn shown in FIG. 1.

The broken lines form no part of the claimed design.

1 Claim, 3 Drawing Sheets



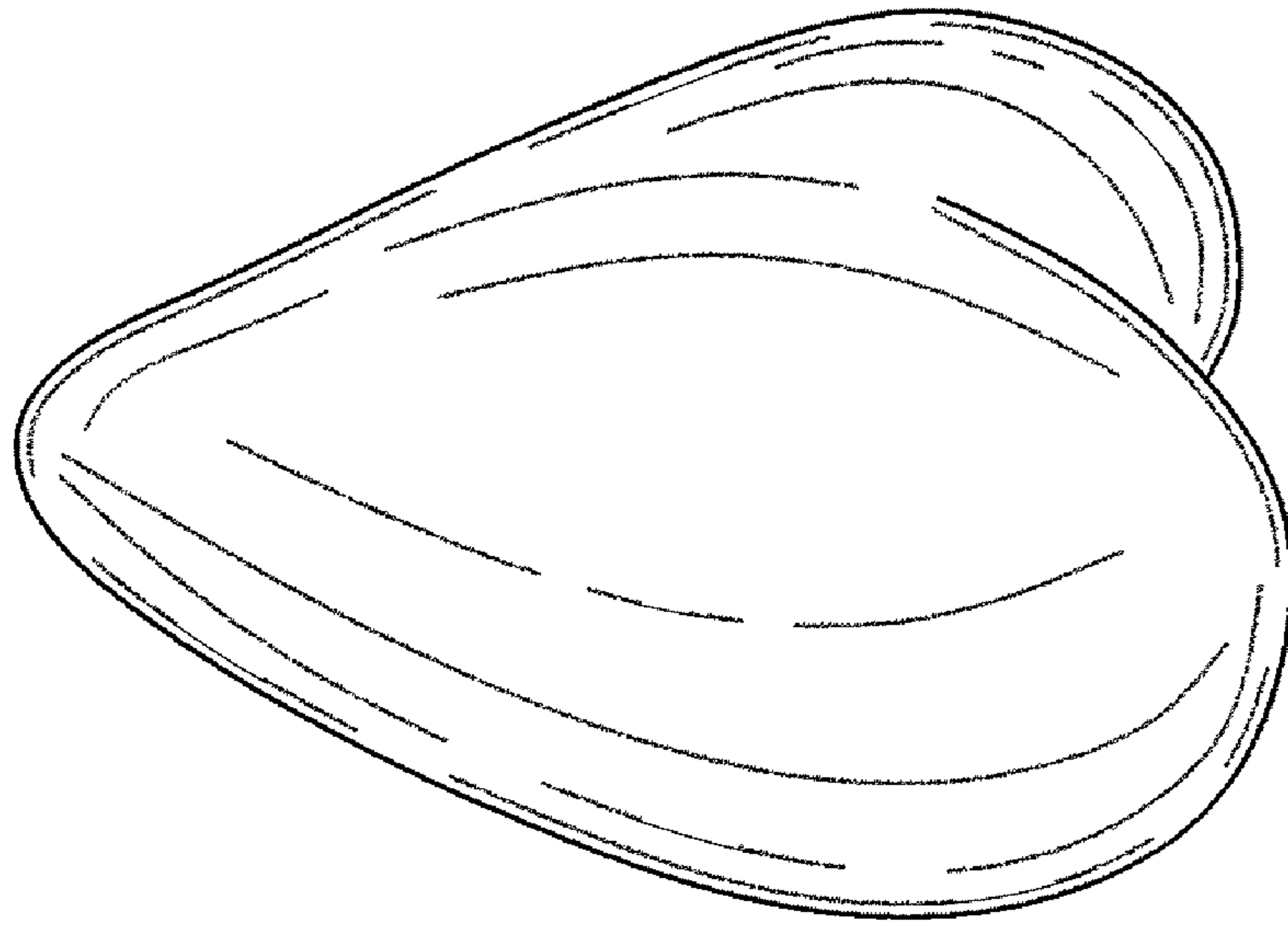


FIG. 1

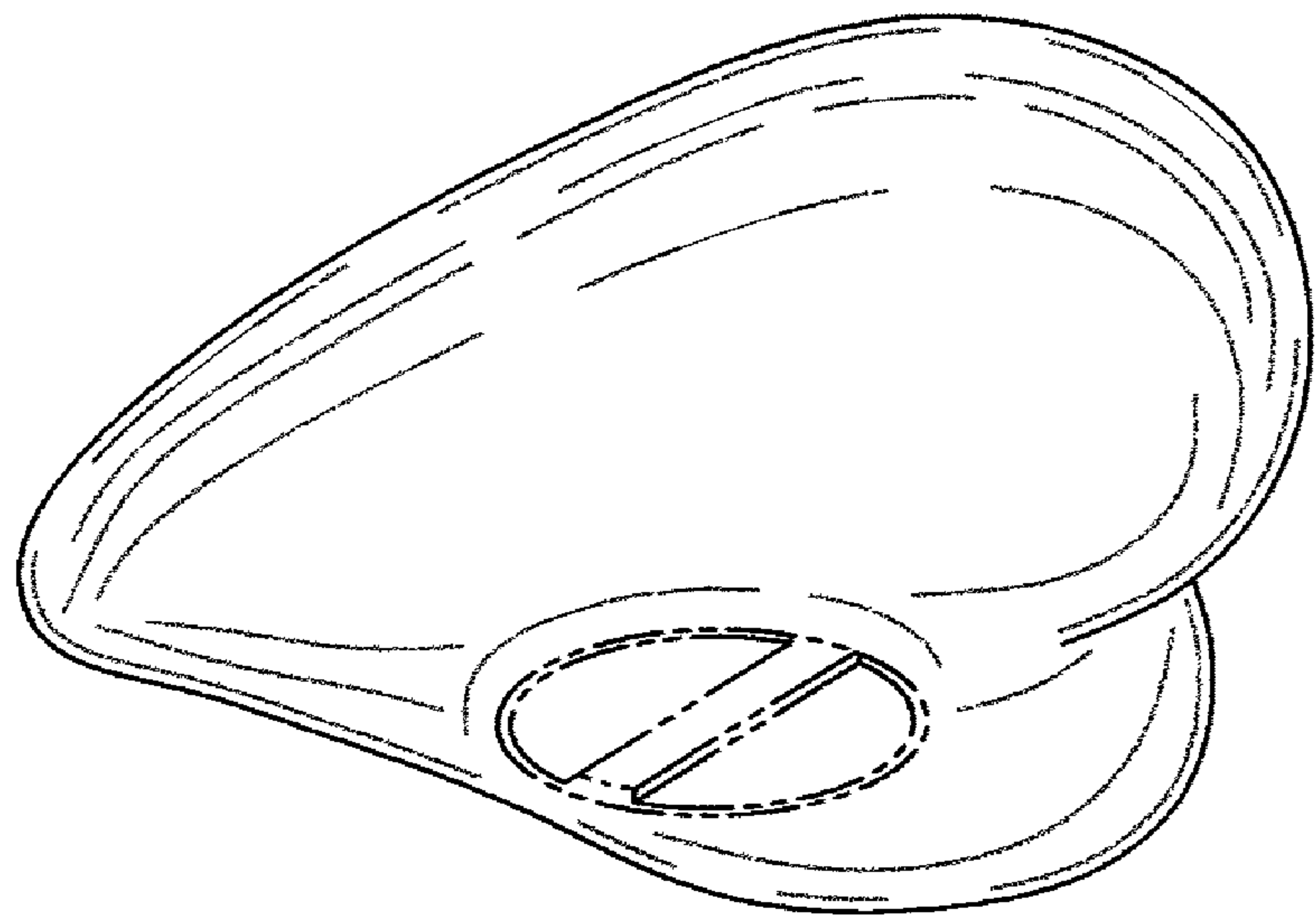


FIG. 2




FIG. 3




FIG. 4

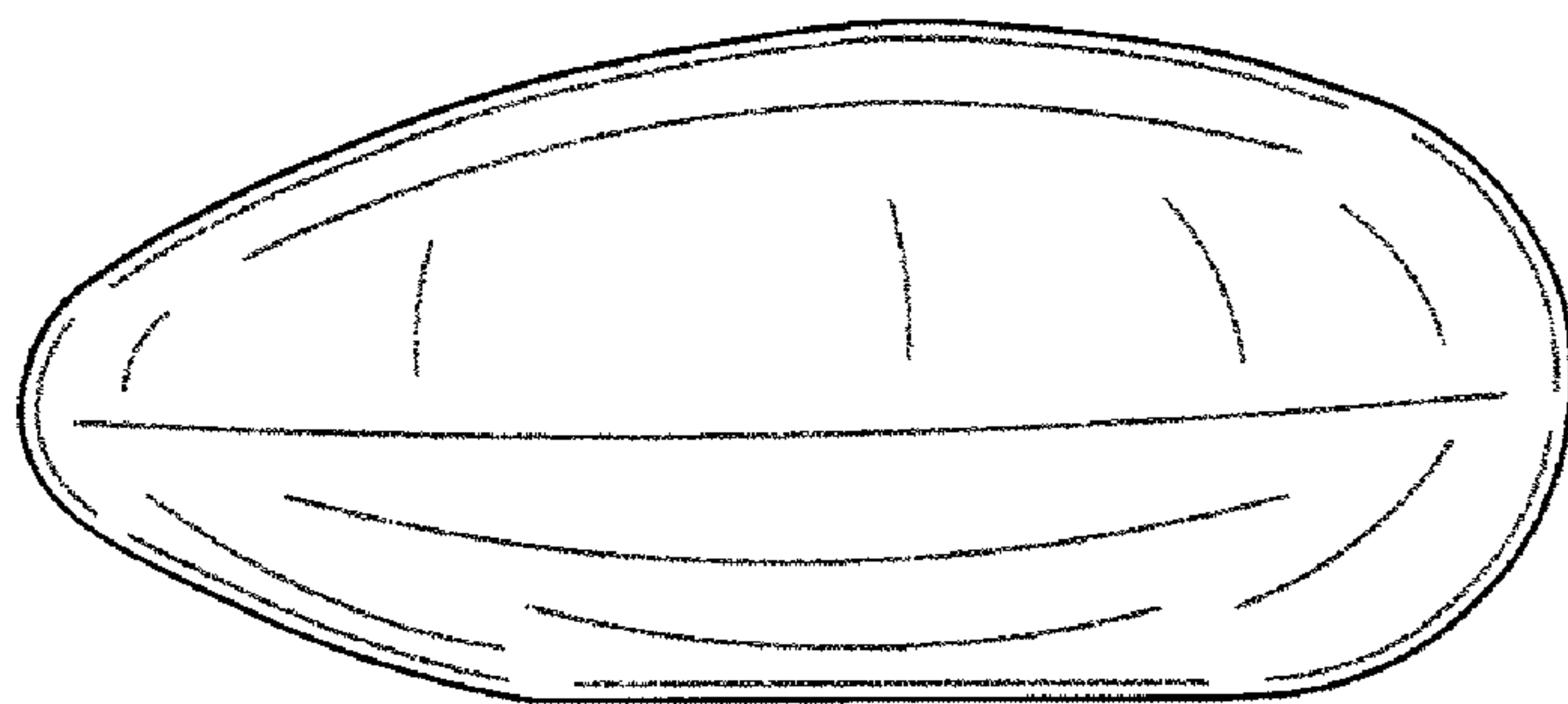


FIG. 5

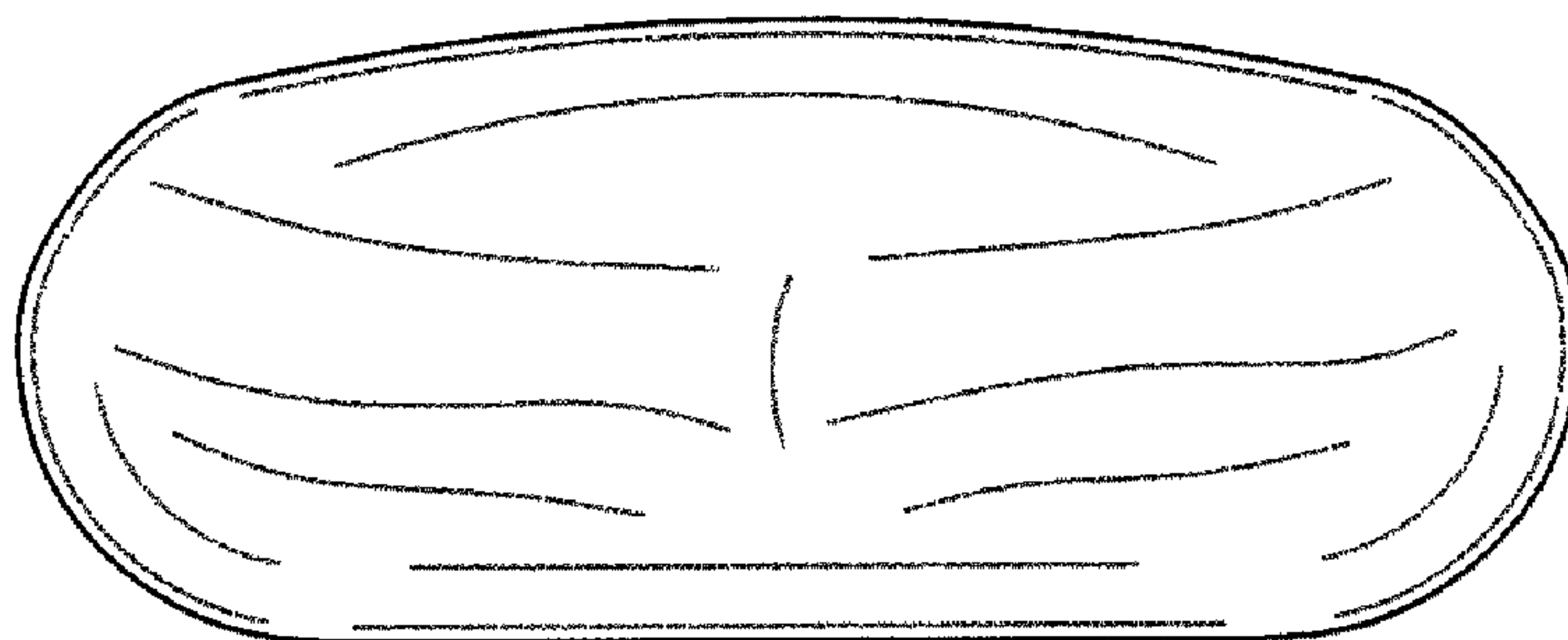


FIG. 6

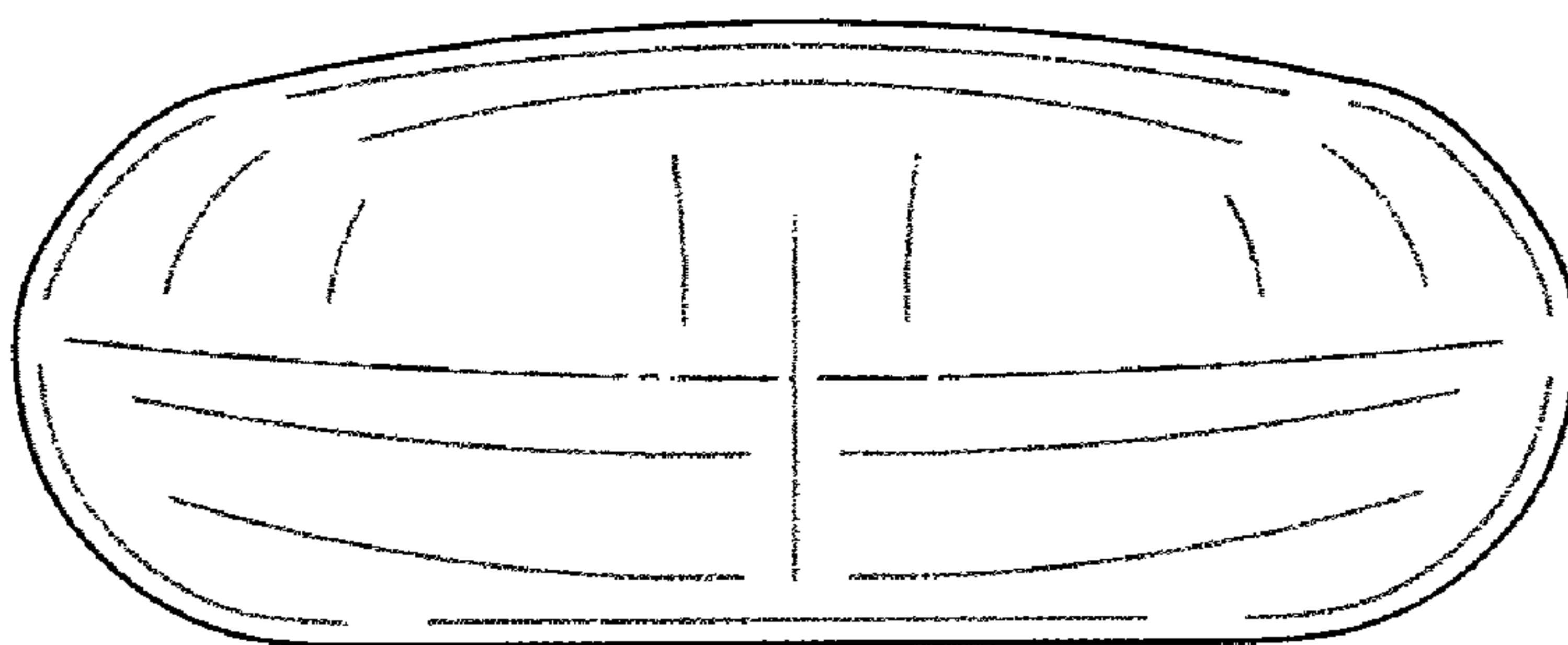


FIG. 7