



US00D648494S

(12) **United States Design Patent**
Vrdoljak et al.

(10) **Patent No.:** **US D648,494 S**

(45) **Date of Patent:** **** *Nov. 8, 2011**

- (54) **FABRIC CARE APPLIANCE**
 - (75) Inventors: **Ognjen Vrdoljak**, Laval (CA); **James Russell Varney**, Maynard, MA (US)
 - (73) Assignee: **Euro-Pro Operating LLC**, Newton, MA (US)
 - (**) Term: **14 Years**
 - (21) Appl. No.: **29/357,565**
 - (22) Filed: **Mar. 12, 2010**
 - (51) **LOC (9) Cl.** **15-05**
 - (52) **U.S. Cl.** **D32/17**
 - (58) **Field of Classification Search** D32/1,
D32/6, 9, 15, 17, 18, 21, 35; D4/114; D23/213,
D23/223, 224, 225, 226; 15/300.1, 320,
15/321, 322, 344, 345; 38/1 R, 2, 3, 69,
38/76, 77.1, 77.5, 77.7, 77.8, 77.83, 77.9;
134/19, 198; 392/386, 403-405; 8/147,
8/149.2, 149.3; 239/583, 584, 525, 526,
239/527; 68/5 R, 222
- See application file for complete search history.

D426,924 S *	6/2000	Joiner et al.	D32/35
D436,424 S *	1/2001	Buzzi	D32/17
6,275,653 B1 *	8/2001	Montipo'	392/405
D465,309 S *	11/2002	Foersterling	D32/35
D473,987 S *	4/2003	Foersterling	D32/35
D475,490 S *	6/2003	Choi	D32/17
D481,841 S *	11/2003	Hsu	D32/18
D501,065 S *	1/2005	Ma	D32/18
D524,546 S *	7/2006	Ajluni et al.	D4/114
D547,067 S *	7/2007	Choi	D4/100
D589,663 S *	3/2009	Massip et al.	D32/17
D595,461 S *	6/2009	Massip et al.	D32/17
D601,806 S *	10/2009	Choi	D4/114
D601,807 S *	10/2009	Choi	D4/114
D611,208 S *	3/2010	Lam	D32/17
D620,208 S *	7/2010	Mangano	D32/17
D620,651 S *	7/2010	Enervold	D32/17
D622,457 S *	8/2010	Choi	D32/17
2011/0030249 A1	2/2011	Rosenzweig et al.	

* cited by examiner

Primary Examiner — Elizabeth J Oswecki

(74) *Attorney, Agent, or Firm* — Wolf, Greenfield & Sacks, P.C.

(57) **CLAIM**

The ornamental design for a fabric care appliance, as shown and described.

(56) **References Cited**

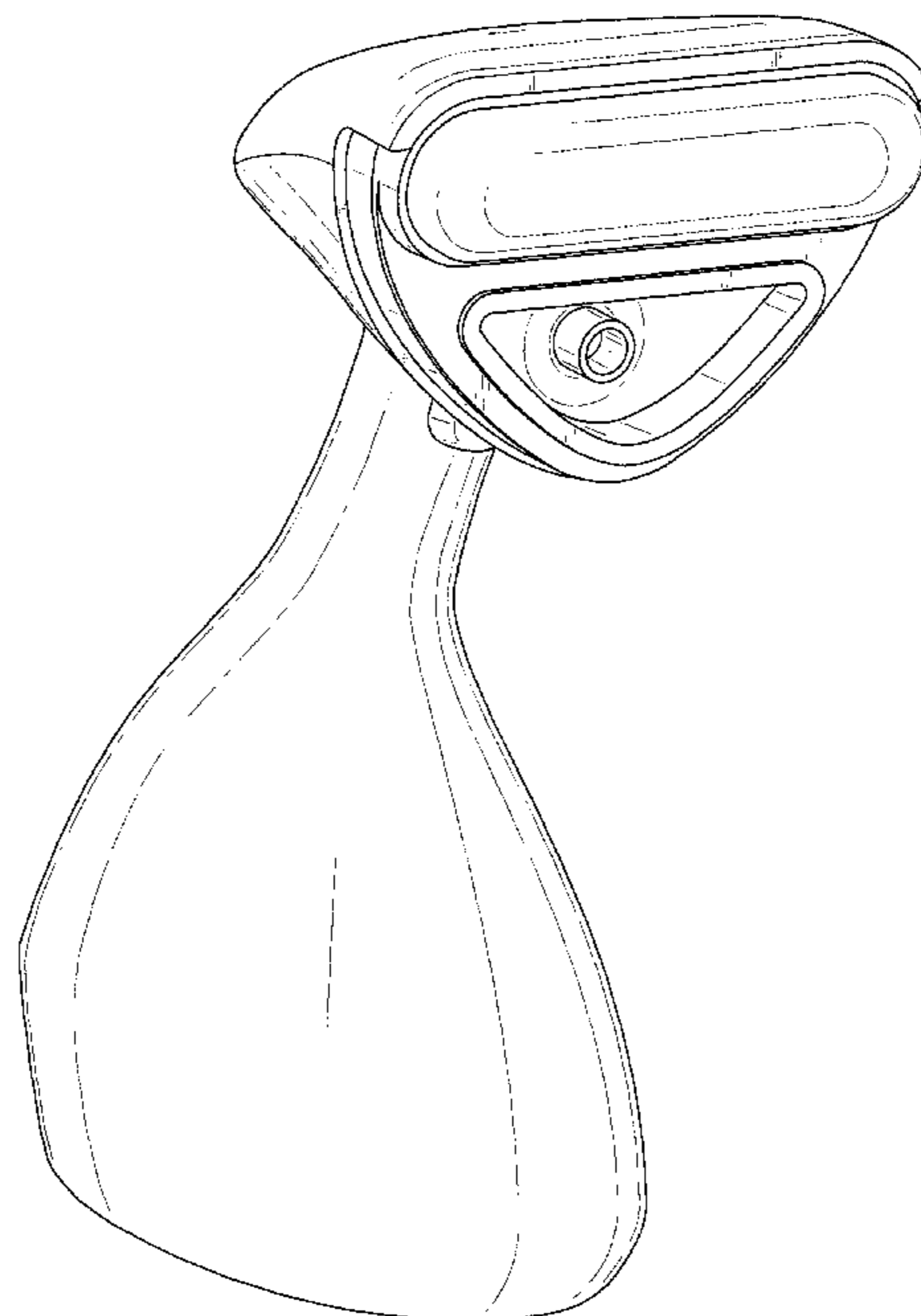
U.S. PATENT DOCUMENTS

D200,092 S *	1/1965	Polatchek	D32/18
D205,994 S *	10/1966	Ota	D32/18
D222,502 S *	10/1971	Madl et al.	D32/17
3,620,055 A *	11/1971	Blachly	68/222
D229,016 S *	11/1973	Plasko	D32/17
D229,664 S *	12/1973	Stutzer	D32/17
3,805,425 A *	4/1974	Spoida et al.	38/69
5,224,237 A *	7/1993	Ambrosiano	15/322
5,590,439 A *	1/1997	Alazet	15/320
D380,950 S *	7/1997	Gildersleeve et al.	D8/62
D418,641 S *	1/2000	Yuen	D32/17

DESCRIPTION

FIG. 1 is a top, front and left side perspective view of a fabric care appliance showing our new design;
 FIG. 2 is a front elevational view thereof;
 FIG. 3. is a rear elevational view thereof;
 FIG. 4 is a left side elevational view thereof;
 FIG. 5 is a right side elevational view thereof;
 FIG. 6 is a top plan view thereof; and,
 FIG. 7 is a bottom plan view thereof.

1 Claim, 7 Drawing Sheets






FIG. 1




FIG. 2

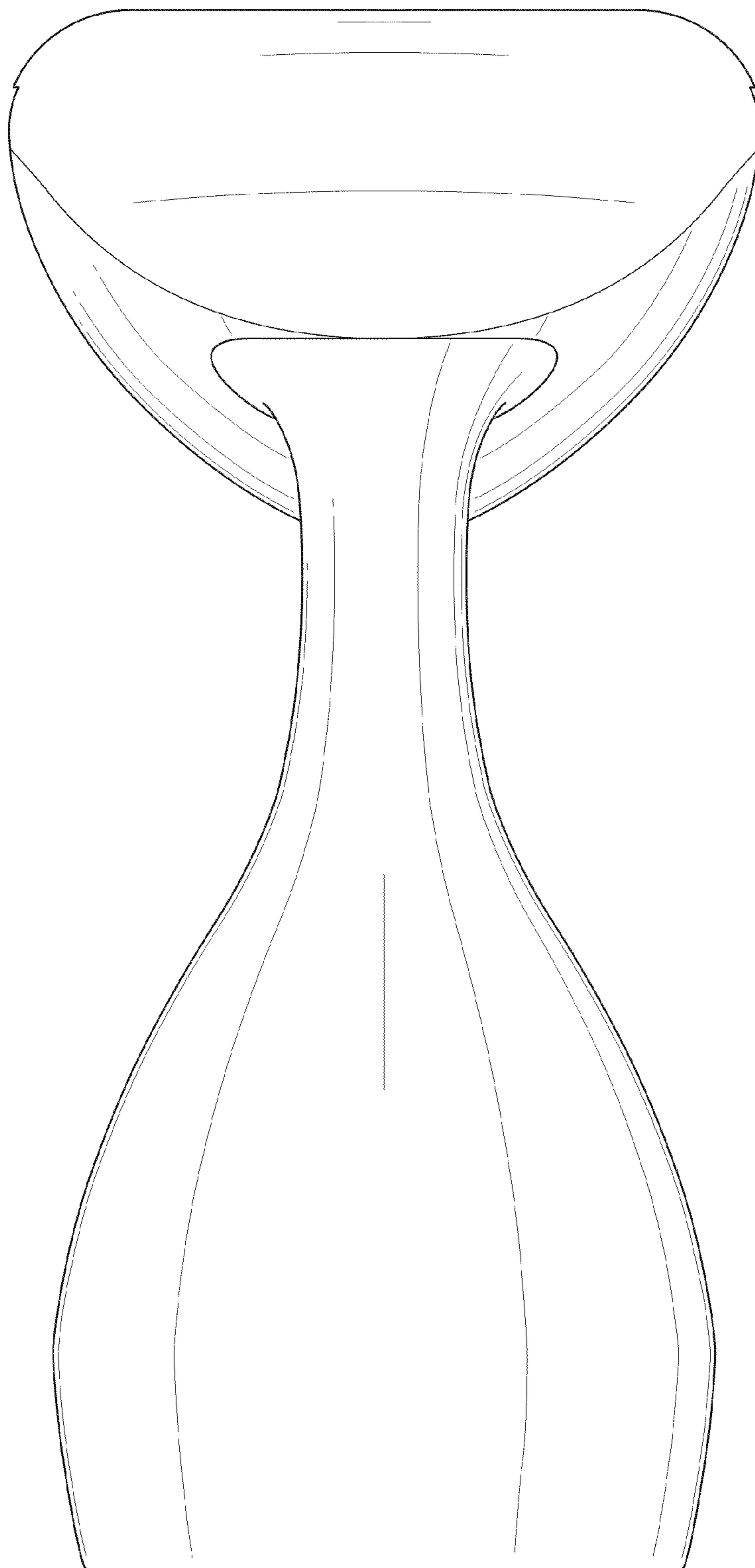


FIG. 3

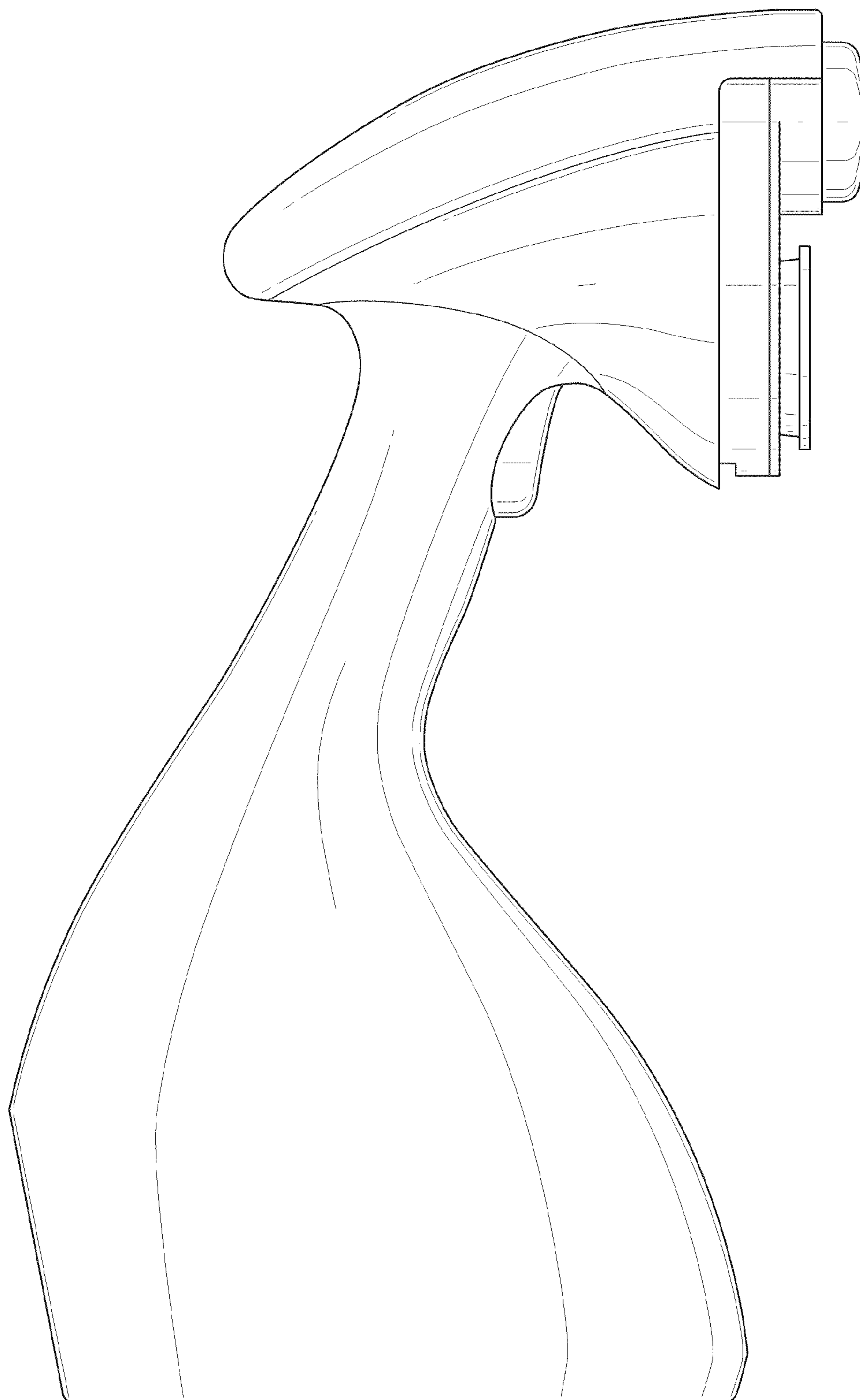


FIG. 4

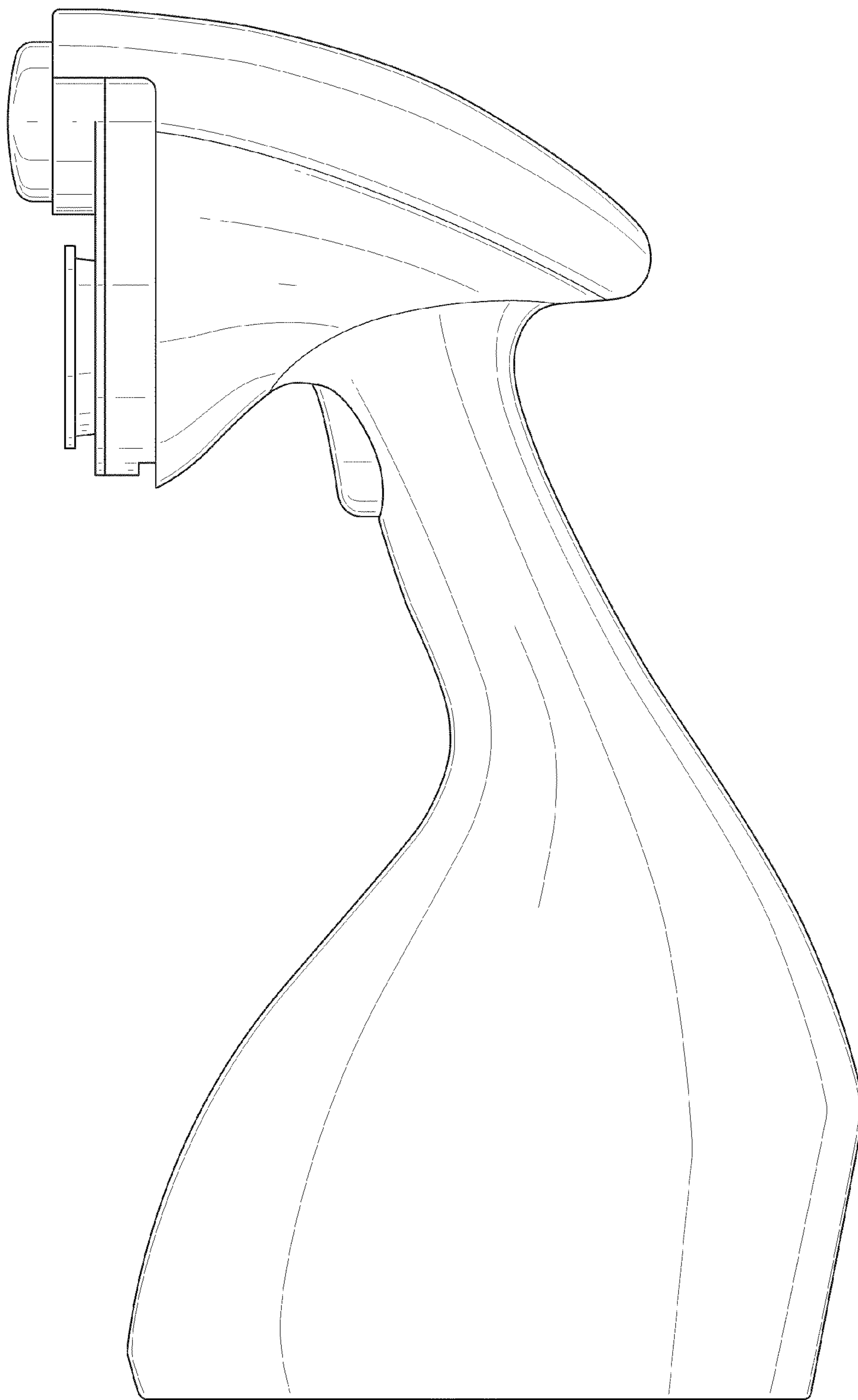


FIG. 5




FIG. 6

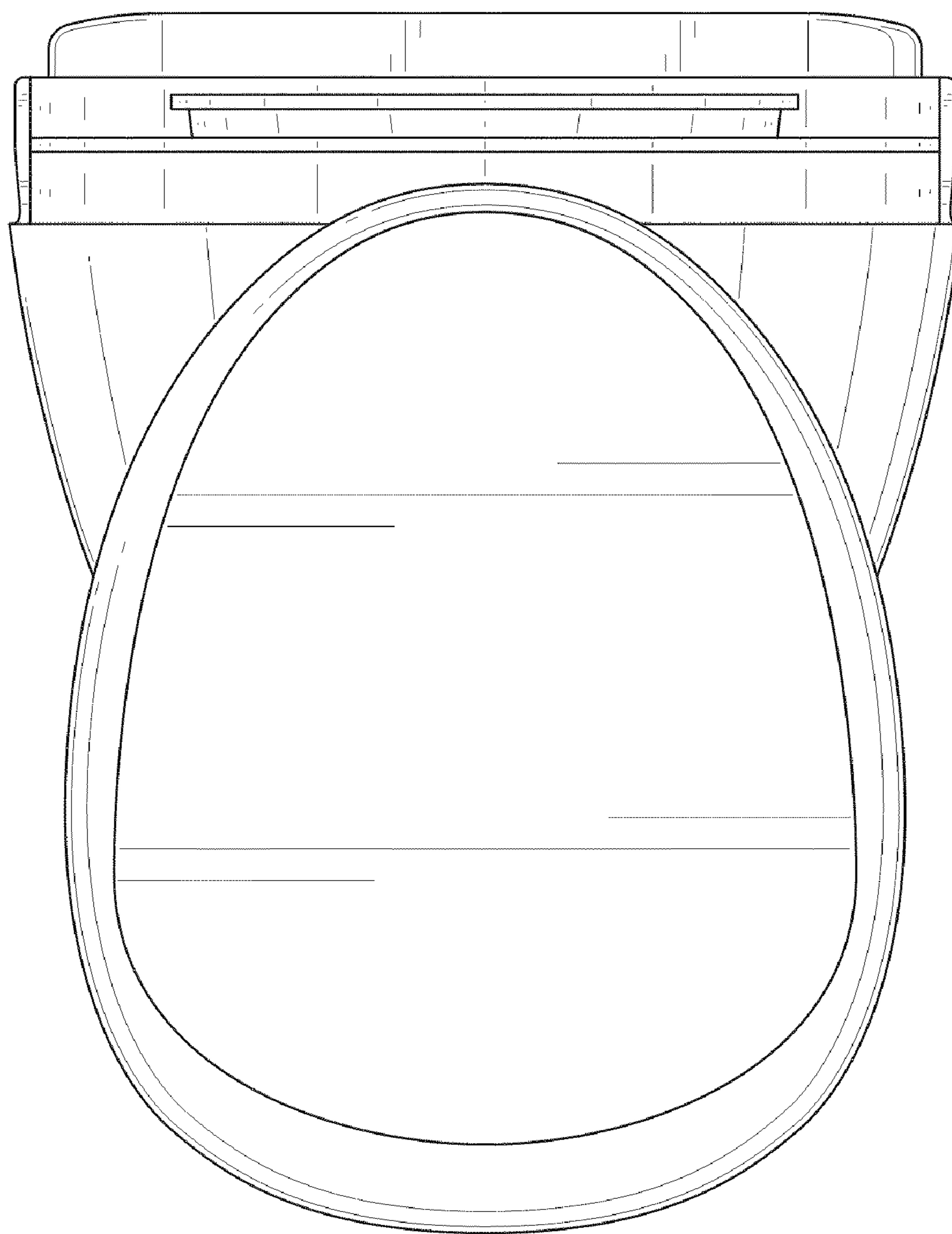


FIG. 7