



US00D648475S

(12) **United States Design Patent**  
**Heyrman**

(10) **Patent No.:** **US D648,475 S**

(45) **Date of Patent:** **\*\* Nov. 8, 2011**

(54) **LUMINAIRE**

(75) Inventor: **Koen Heyrman**, Melsele (BE)

(73) Assignee: **Koninklijke Philips Electronics N.V.**,  
Eindhoven (NL)

(\*\*) Term: **14 Years**

(21) Appl. No.: **29/369,314**

(22) Filed: **Sep. 7, 2010**

(30) **Foreign Application Priority Data**

Mar. 18, 2010 (EM) ..... 001683061-0002

(51) **LOC (9) Cl.** ..... **26-03**

(52) **U.S. Cl.** ..... **D26/93**

(58) **Field of Classification Search** ..... D26/24,  
D26/61-67, 93, 102, 104-105, 108-109;  
362/509, 516, 523, 186, 217, 255, 257, 277,  
362/317, 319, 351, 354, 355, 357, 358, 362,  
362/382, 410, 413, 417, 806

See application file for complete search history.

(56) **References Cited**

U.S. PATENT DOCUMENTS

D257,899 S *	1/1981	Scholze et al. ....	D26/93
D527,485 S *	8/2006	Stephant .....	D26/109
D534,300 S *	12/2006	Eikelenboom .....	D26/107
D589,641 S *	3/2009	Sabernig .....	D26/93
D614,798 S *	4/2010	Sabernig .....	D26/93
D614,799 S *	4/2010	Sabernig .....	D26/93
D619,294 S *	7/2010	Sabernig .....	D26/93

\* cited by examiner

*Primary Examiner* — Brian N Vinson

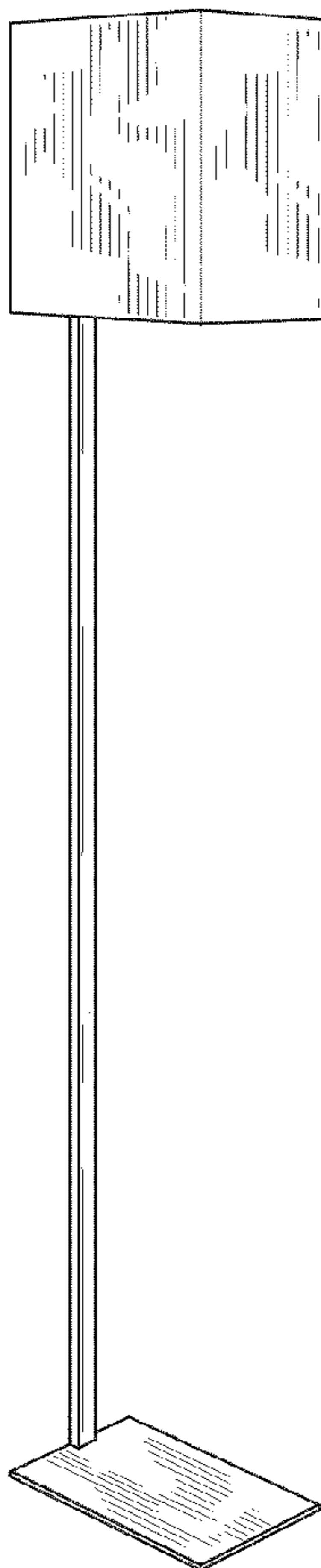
(57) **CLAIM**

The ornamental design for a luminaire, as shown and described.

**DESCRIPTION**

FIG. 1 is a perspective view showing my design;  
FIG. 2 is a front elevational view thereof;  
FIG. 3 is a rear elevational view thereof;  
FIG. 4 is a right side elevational view thereof;  
FIG. 5 is a left side elevational view thereof;  
FIG. 6 is a top plan view thereof; and,  
FIG. 7 is a bottom plan view thereof.  
The broken lines represent portions of the luminaire that form no part of the claimed design.

**1 Claim, 4 Drawing Sheets**



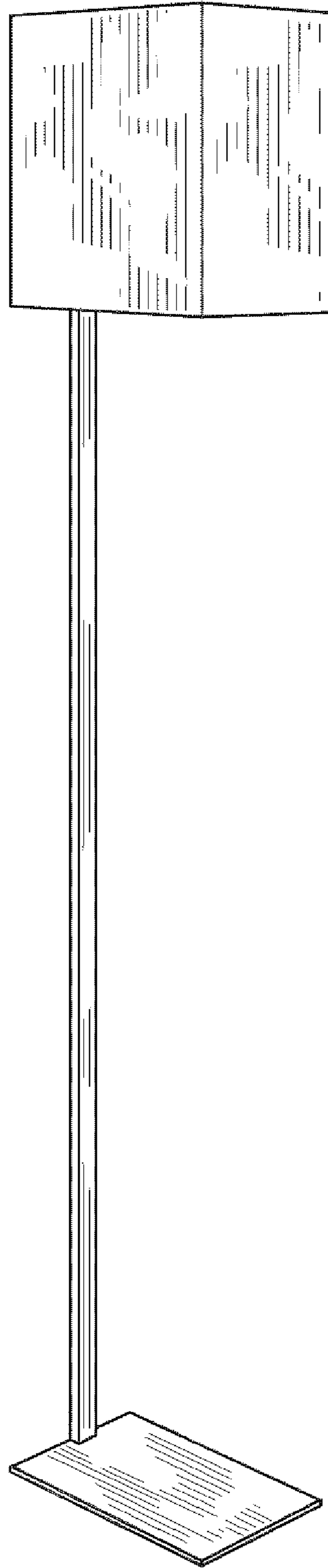


FIG. 1




FIG. 2




FIG. 3

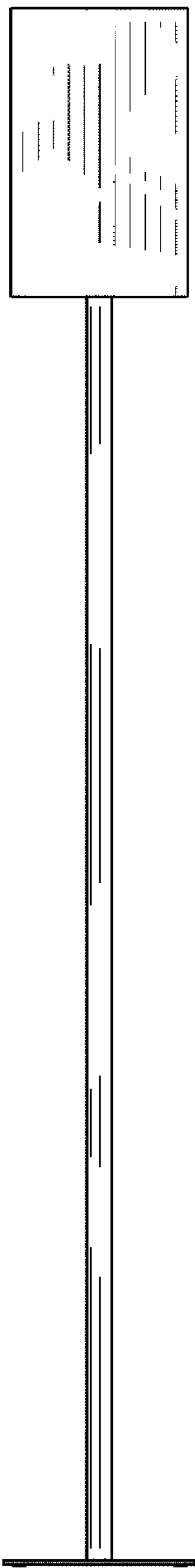


FIG. 4

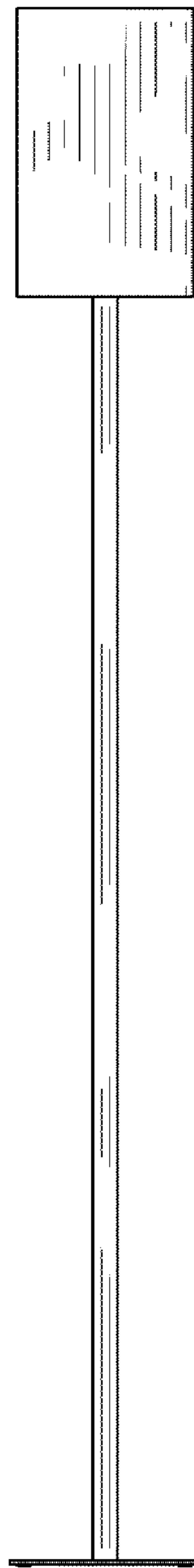


FIG. 5

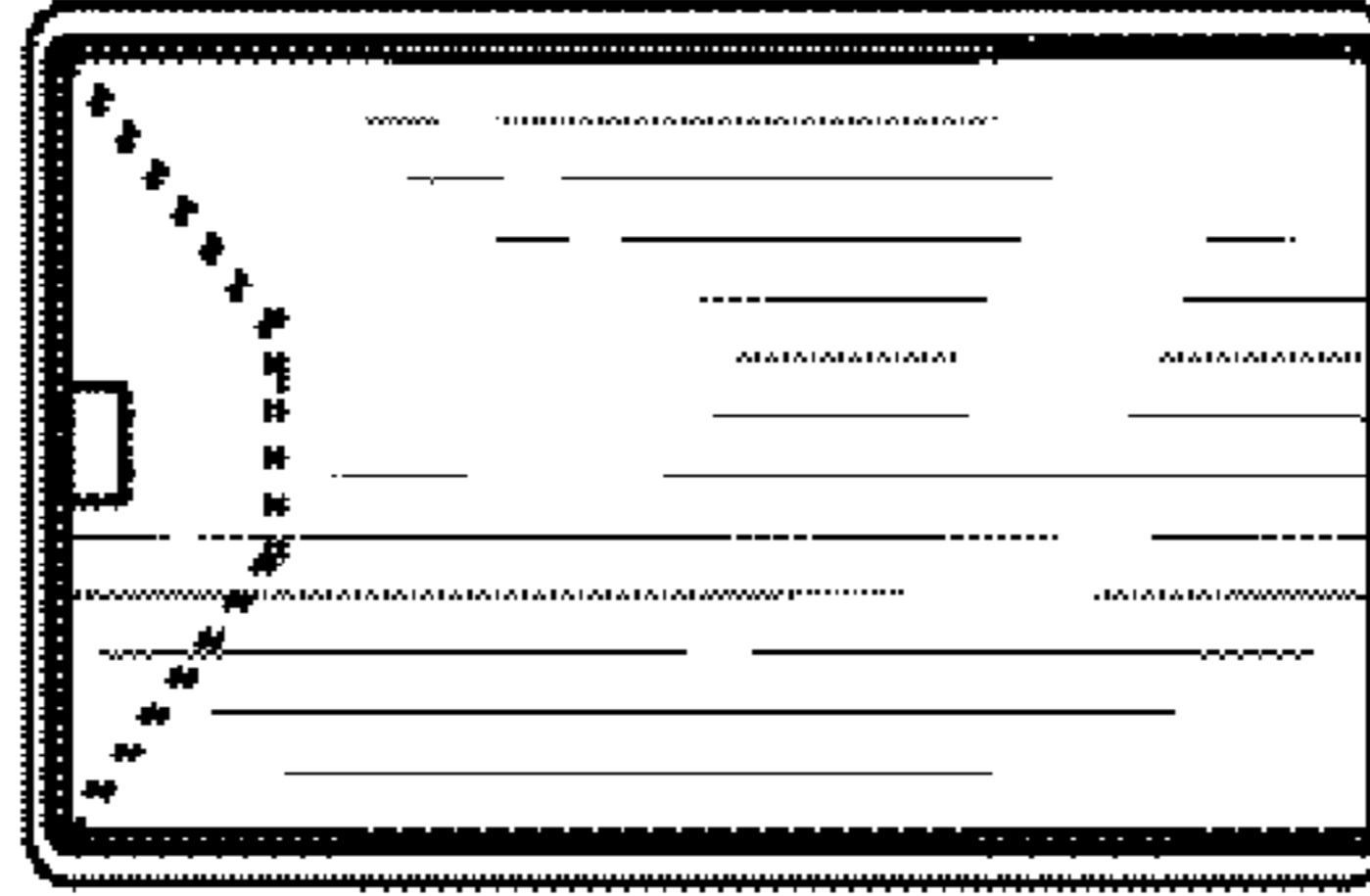


FIG. 6




FIG. 7