



US00D648450S

(12) **United States Design Patent**
Drummond

(10) **Patent No.:** **US D648,450 S**

(45) **Date of Patent:** **** *Nov. 8, 2011**

(54) **BRICK FORM LINER**

Primary Examiner — Doris Clark

(75) Inventor: **Wm Brian Drummond**, Pelzer, SC (US)

(74) *Attorney, Agent, or Firm* — Dority & Manning, P.A.

(73) Assignee: **Palmetto Plastic Products, LLC**,
Greenville, SC (US)

(57) **CLAIM**

(*) Notice: This patent is subject to a terminal disclaimer.

I claim the ornamental design for a brick form liner, as shown and described.

(**) Term: **14 Years**

DESCRIPTION

(21) Appl. No.: **29/344,743**

(22) Filed: **Oct. 2, 2009**

(51) **LOC (9) Cl.** **25-01**

(52) **U.S. Cl.** **D25/199; D25/138**

(58) **Field of Classification Search** D25/199,

D25/138; 52/367, 384, 403.1; 249/15, 16
See application file for complete search history.

FIG. 1 is a perspective view of a first embodiment of a brick form liner according to the present design;

FIG. 2 is a front view thereof;

FIG. 3 is a front view second embodiment of a brick form liner according to the present design;

FIG. 4 is an enlarged view of FIG. 3;

FIG. 5 is a rear view of a brick form liner according to the present design in the first and second embodiments;

FIG. 6 is a left side view of the brick form liner in the first and second embodiments;

FIG. 7 is a right side view of the brick form liner in the first and second embodiments;

FIG. 8 is a top view of the brick form liner in the first and second embodiments; and,

FIG. 9 is a bottom view of the brick form liner in the first and second embodiments.

The broken lines are for illustrative purposes only and form no part of the claimed design.


(56) **References Cited**

U.S. PATENT DOCUMENTS

3,602,476	A *	8/1971	Iragorri	249/96
5,667,190	A	9/1997	Scott et al.		
6,164,037	A *	12/2000	Passeno	52/749.11
D479,614	S	9/2003	Scott et al.		
D505,212	S *	5/2005	Hills	D25/199
D544,968	S	6/2007	Walters		
D571,024	S *	6/2008	Lee	D25/199
2006/0180731	A1	8/2006	Scott et al.		
2009/0100774	A1	4/2009	Fasching et al.		

* cited by examiner

1 Claim, 6 Drawing Sheets



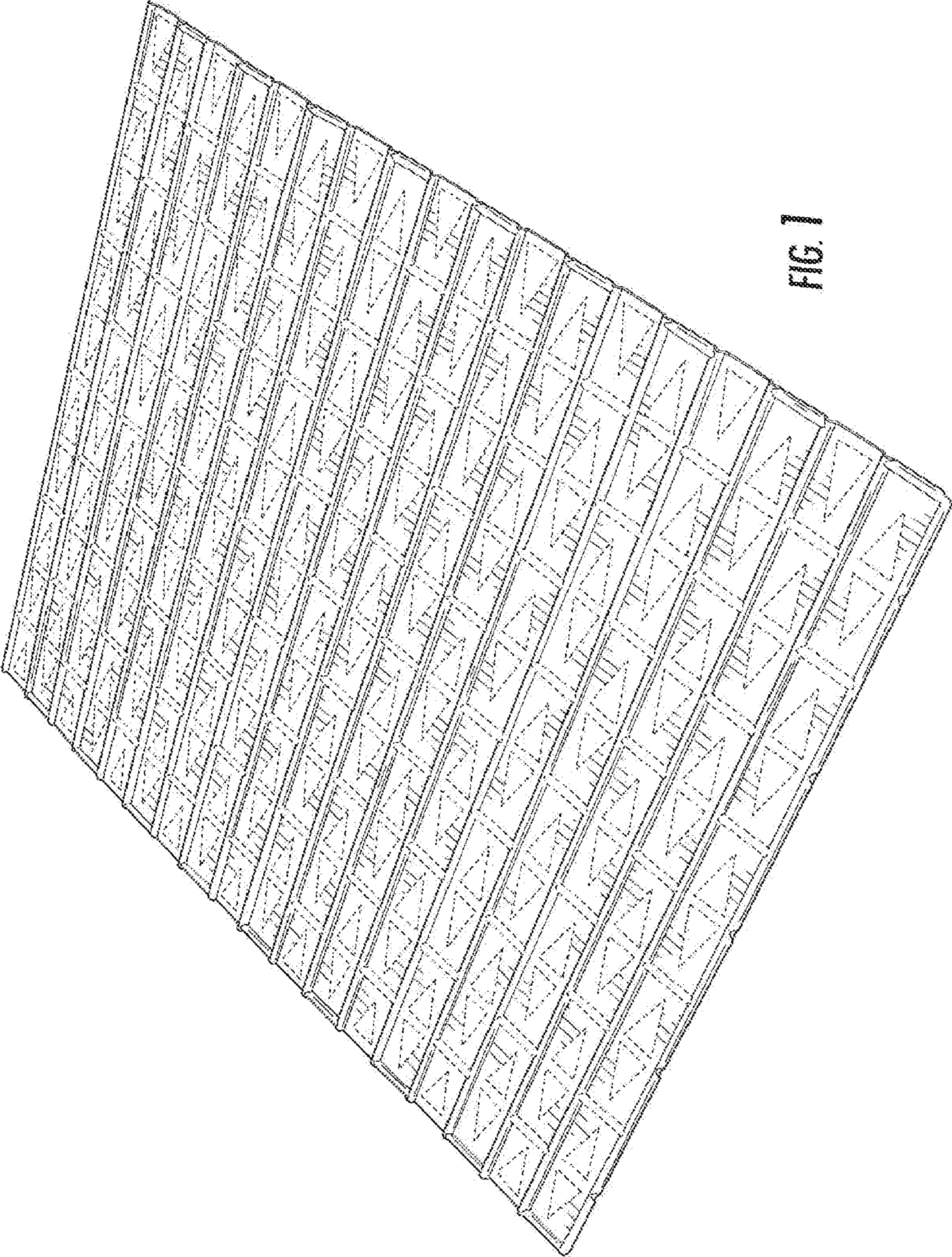


FIG. 1




FIG. 2




FIG. 3

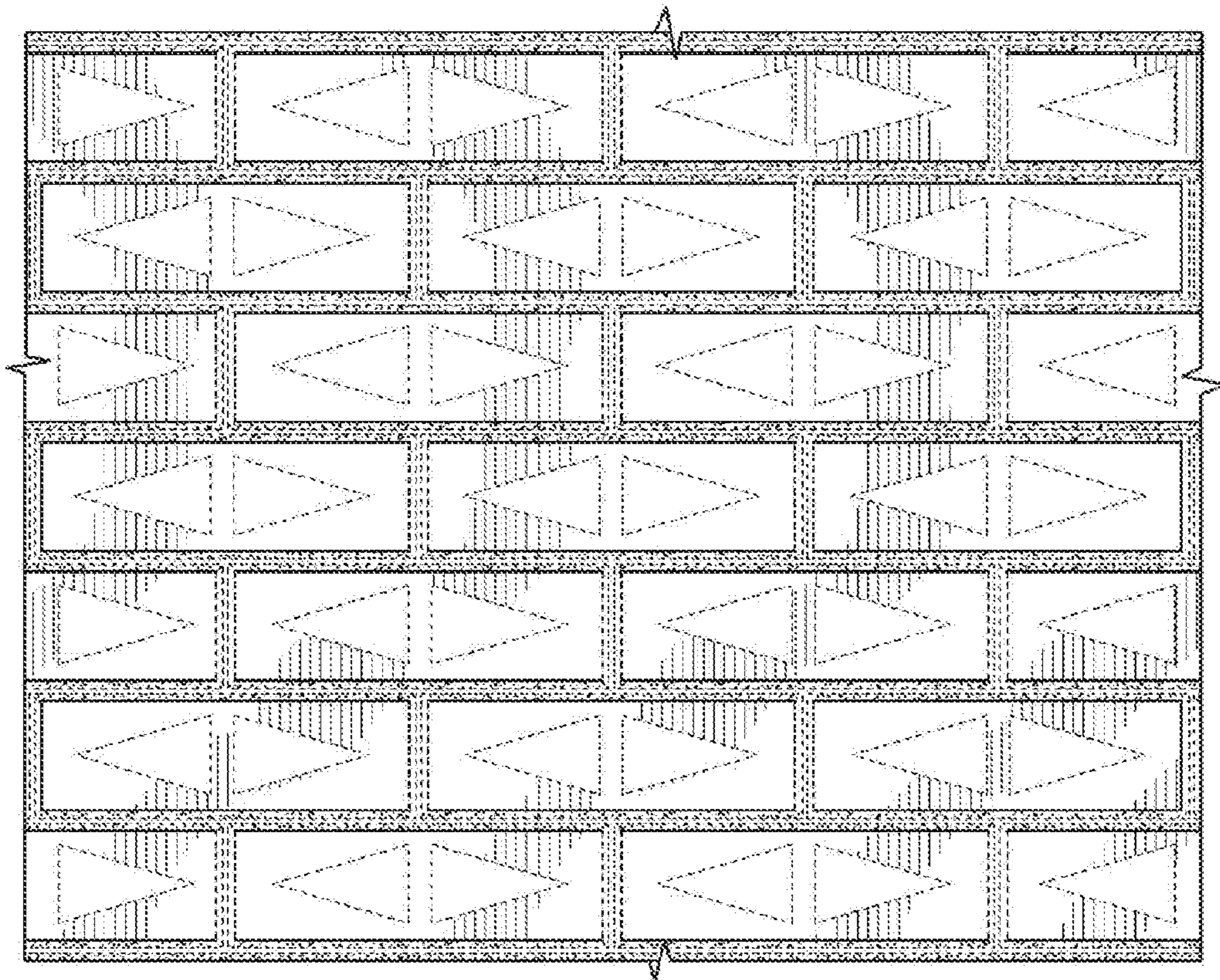


FIG. 4




FIG. 5



FIG. 6



FIG. 7



FIG. 8



FIG. 9