

US00D648439S

(12) **United States Design Patent**
Greener et al.

(10) **Patent No.:** **US D648,439 S**

(45) **Date of Patent:** **** *Nov. 8, 2011**

(54) **WOUND DRESSING**

(75) Inventors: **Bryan Greener**, York (GB); **Allan Freedline**, Miami Beach, FL (US)

(73) Assignee: **Smith & Nephew, Inc.**, Memphis, TN (US)

(*) Notice: This patent is subject to a terminal disclaimer.

(**) Term: **14 Years**

(21) Appl. No.: **29/330,623**

(22) Filed: **Jan. 9, 2009**

(51) **LOC (9) Cl.** **24-04**

(52) **U.S. Cl.** **D24/189**

(58) **Field of Classification Search** D24/189;
602/52, 55, 56

See application file for complete search history.

(56) **References Cited**

U.S. PATENT DOCUMENTS

3,342,183	A *	9/1967	Edenbaum	604/307
4,294,240	A	10/1981	Thill		
4,483,332	A *	11/1984	Rind	602/8
4,516,572	A *	5/1985	Schlein	602/3
4,929,477	A	5/1990	Will		

(Continued)

FOREIGN PATENT DOCUMENTS

GB 821959 A 10/1959

(Continued)

Primary Examiner — Holly H Baynham

Assistant Examiner — Michelle E Wilson

(74) *Attorney, Agent, or Firm* — Fish & Richardson P.C.

(57) **CLAIM**

The ornamental design for a wound dressing, as shown and described.

DESCRIPTION

FIG. 1 is a top, front, perspective view of a first implementation of a new ornamental design of a wound dressing.

FIG. 2 is a top view of the design of FIG. 1.

FIG. 3 is a bottom view of the design FIG. 1.

FIG. 4 is a left-side view of the design of FIG. 1.

FIG. 5 is a right-side view of the design of FIG. 1.

FIG. 6 is a front-end view of the design of FIG. 1.

FIG. 7 is a rear-end view of the design of FIG. 1.

FIG. 8 represents top and bottom views of a second implementation of a new ornamental design of a wound dressing.

FIG. 9 is a left-side view of the design of FIG. 8.

FIG. 10 is a right-side view of the design of FIG. 8.

FIG. 11 is a front-end view of the design of FIG. 8.

FIG. 12 is a rear-end view of the design of FIG. 8.

FIG. 13 represents top and bottom views of a third implementation of a new ornamental design of a wound dressing.

FIG. 14 is a left-side view of the design of FIG. 13.

FIG. 15 is a right-side view of the design of FIG. 13.

FIG. 16 is a front-end view of the design of FIG. 13.

FIG. 17 is a rear-end view of the design of FIG. 13.

FIG. 18 represents top and bottom views of a fourth implementation of a new ornamental design of a wound dressing.

FIG. 19 is a left-side view of the design of FIG. 18.

FIG. 20 is a right-side view of the design of FIG. 18.

FIG. 21 is a front-end view of the design of FIG. 18.

FIG. 22 is a rear-end view of the design of FIG. 18.

FIG. 23 represents top and bottom views of a fifth implementation of a new ornamental design of a wound dressing.

FIG. 24 is a left-side view of the design of FIG. 23.

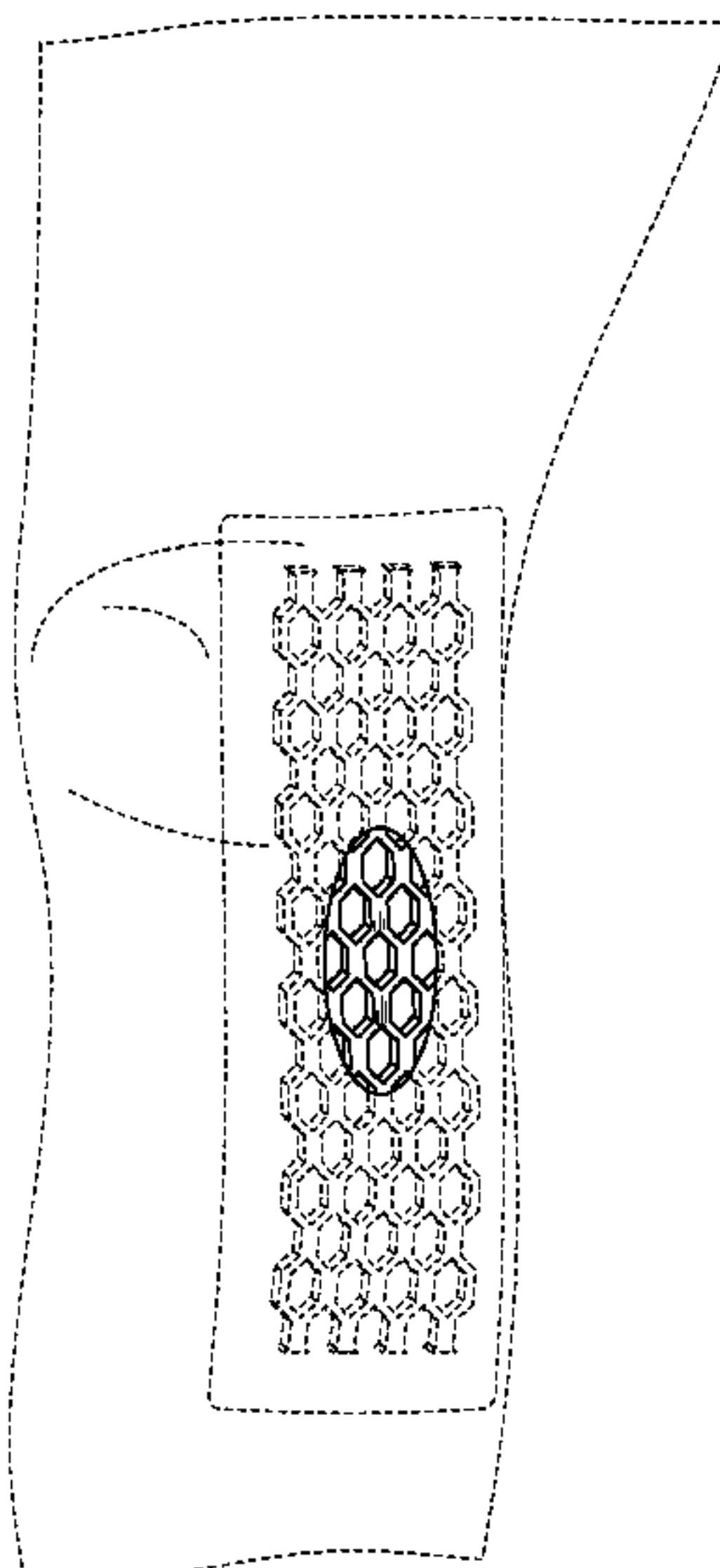
FIG. 25 is a right-side view of the design of FIG. 23.

FIG. 26 is a front-end view of the design of FIG. 23; and,

FIG. 27 is a rear-end view of the design of FIG. 23.

The broken line shown is for environmental purposes only and forms no part of the claimed design.

1 Claim, 11 Drawing Sheets



US D648,439 S

Page 2

U.S. PATENT DOCUMENTS

5,267,952 A 12/1993 Gardner
5,720,714 A * 2/1998 Penrose 602/6
5,836,902 A * 11/1998 Gray 602/5
6,325,993 B1 * 12/2001 Saito et al. 424/49
6,455,030 B2 * 9/2002 Saito et al. 424/49
D484,601 S * 12/2003 Griffiths et al. D24/189
D484,602 S * 12/2003 Griffiths et al. D24/189
6,673,029 B1 * 1/2004 Watson 602/6
6,713,659 B2 * 3/2004 Bodenschatz et al. 602/56
6,752,794 B2 6/2004 Lockwood et al.
6,942,628 B1 9/2005 Watson

7,108,681 B2 * 9/2006 Gartstein et al. 604/173
7,122,712 B2 10/2006 Lutri et al.
2007/0010775 A1 1/2007 Lutri
2007/0185426 A1 8/2007 Ambrosio et al.
2007/0185463 A1 8/2007 Mulligan
2008/0300555 A1 12/2008 Olson et al.
2010/0179463 A1 * 7/2010 Greener et al. 602/52
2010/0249733 A9 9/2010 Blott et al.

FOREIGN PATENT DOCUMENTS

WO W02008039839 A2 4/2008

* cited by examiner

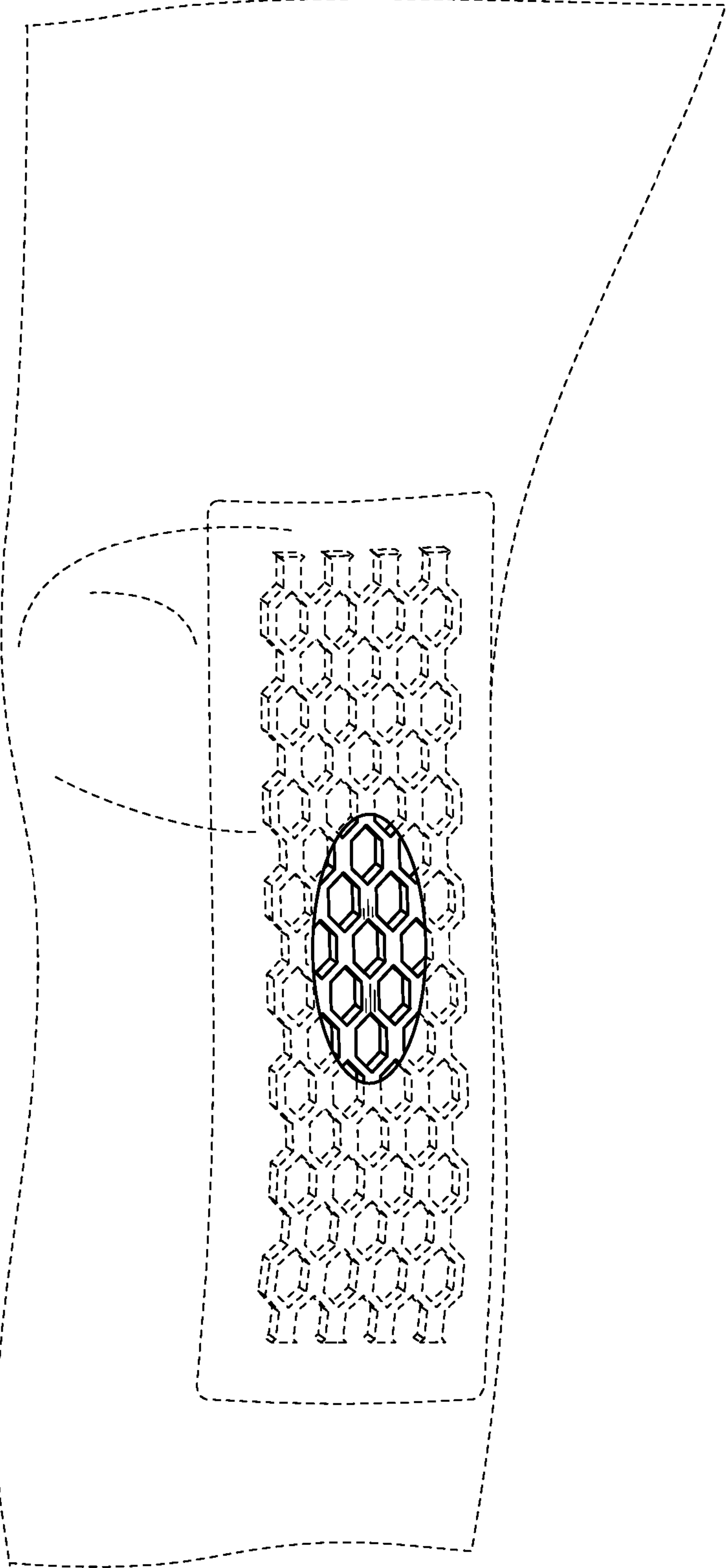


FIG. 1

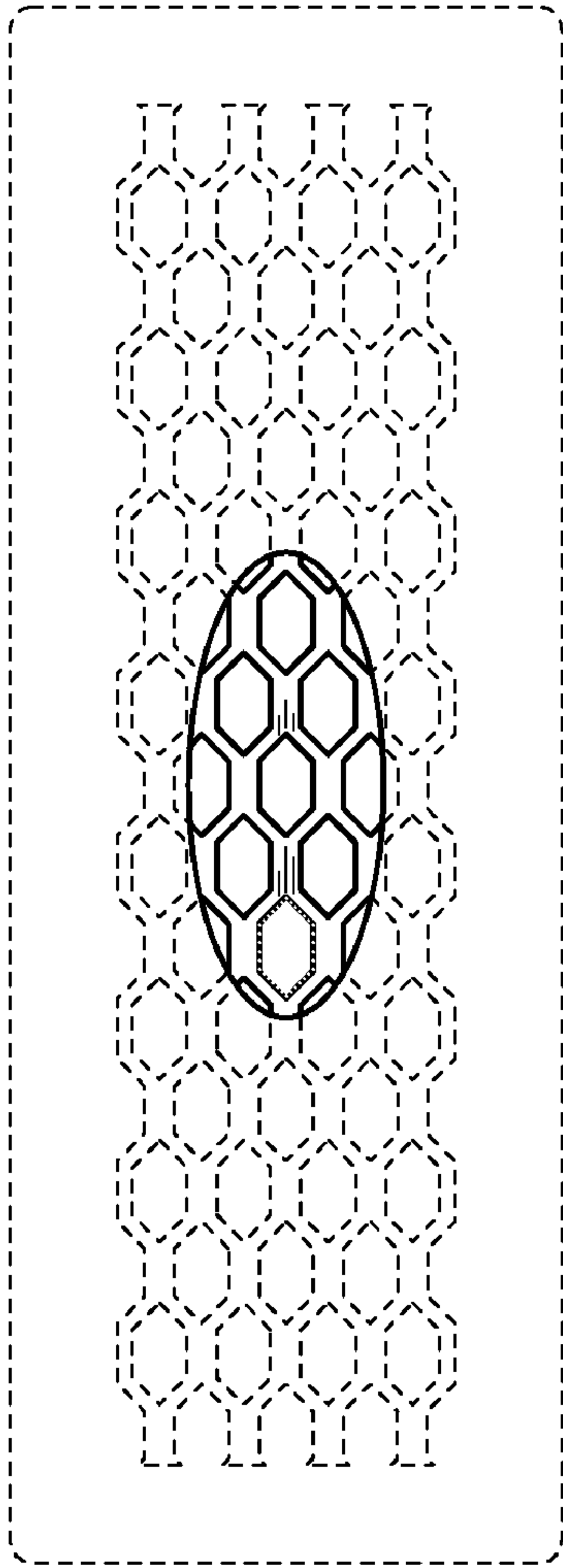


FIG. 2

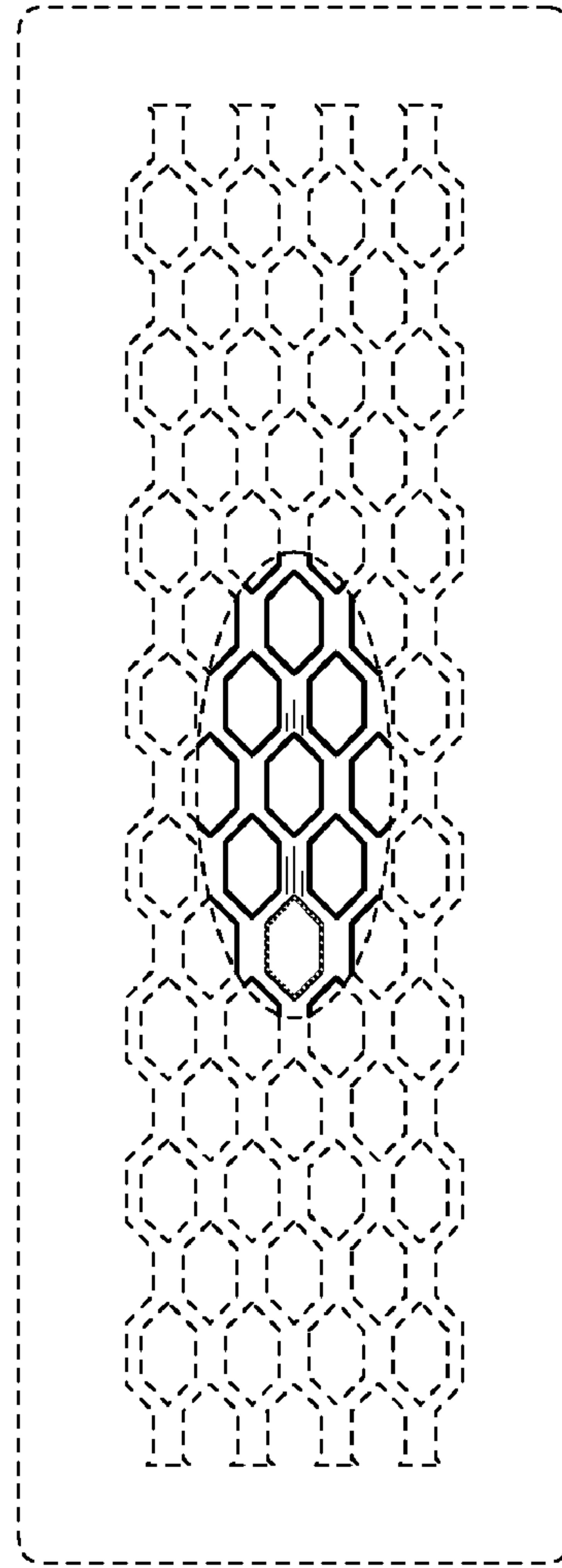


FIG. 3



FIG. 4



FIG. 5



FIG. 6



FIG. 7

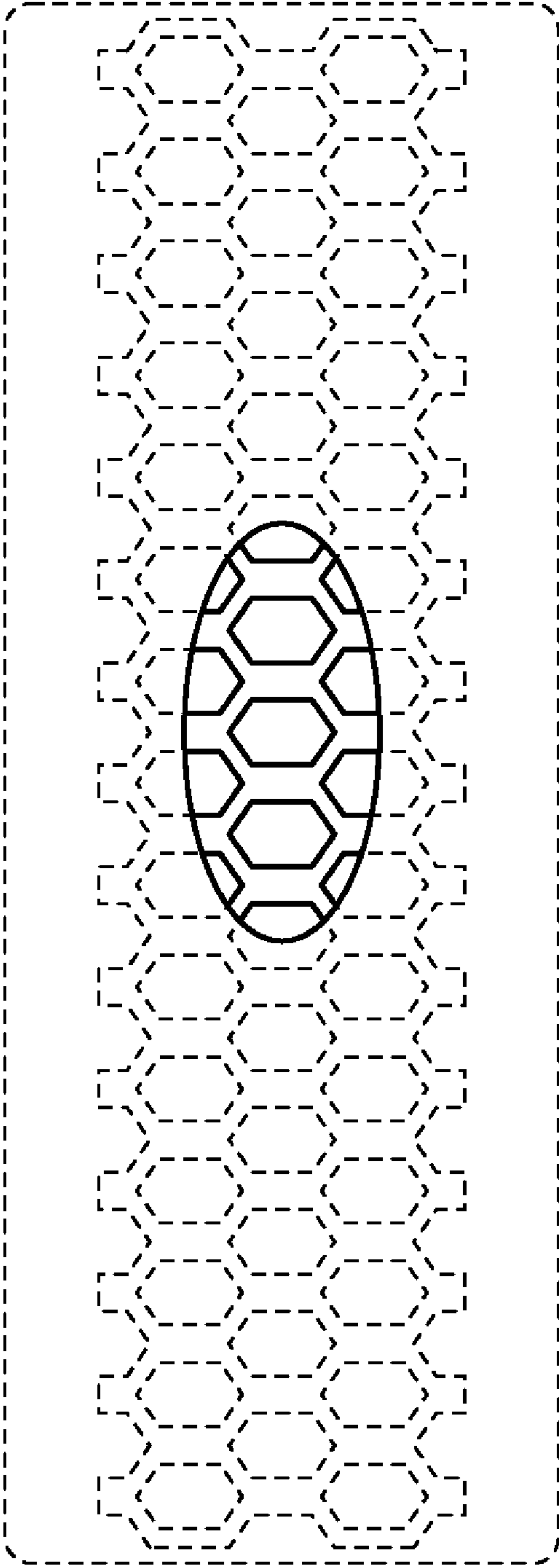


FIG. 8



FIG. 9



FIG. 10



FIG. 11



FIG. 12




FIG. 13



FIG. 14



FIG. 15



FIG. 16



FIG. 17

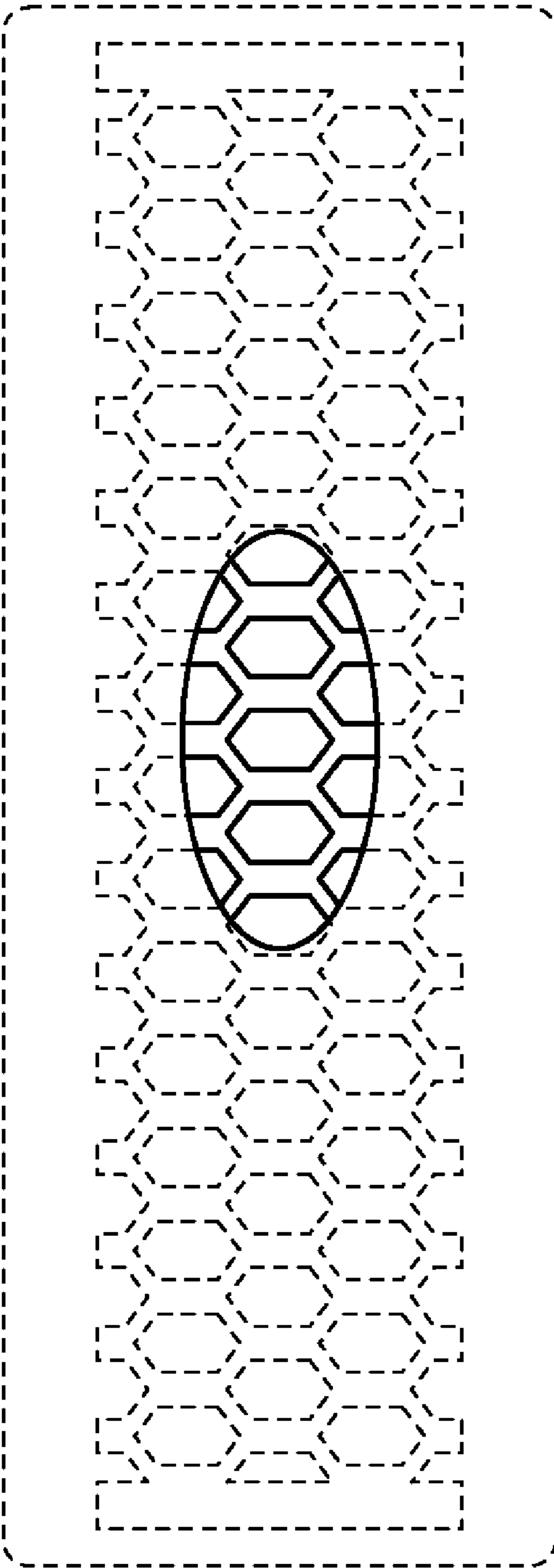


FIG. 18

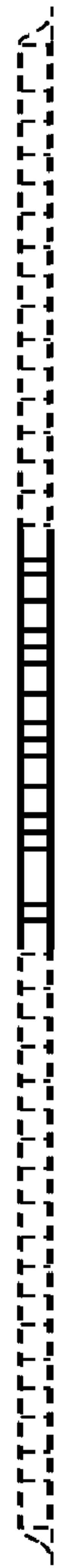


FIG. 19



FIG. 20



FIG. 21



FIG. 22

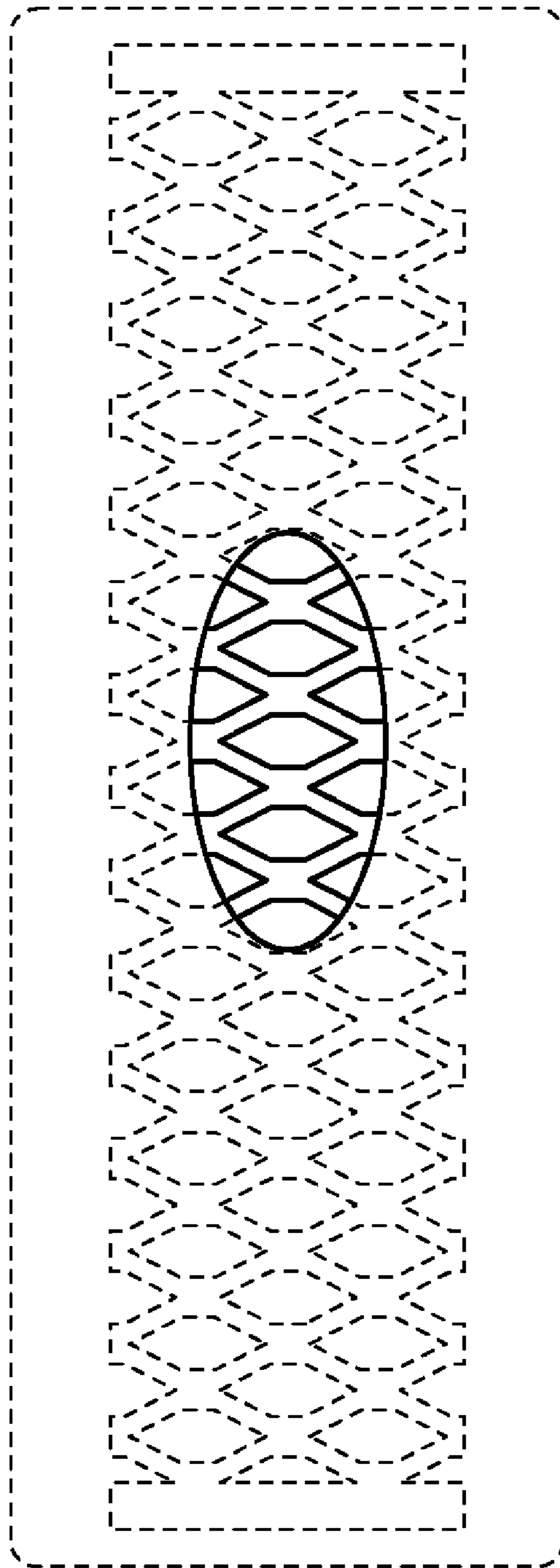


FIG. 23



FIG. 24



FIG. 25



FIG. 26



FIG. 27