



US00D648432S

(12) **United States Design Patent**  
**Caleffi et al.**

(10) **Patent No.:** **US D648,432 S**

(45) **Date of Patent:** **\*\* Nov. 8, 2011**

(54) **CASSETTE FOR DIALYSIS**

(75) Inventors: **Luca Caleffi, Carpi (IT); Giuseppe Franzoni, Sassuolo (IT)**

(73) Assignee: **Gambro Lundia AB, Lund (CH)**

(\*\*) Term: **14 Years**

(21) Appl. No.: **29/350,653**

(22) Filed: **Nov. 20, 2009**

(30) **Foreign Application Priority Data**

May 22, 2009 (EM) ..... 001139216-0001

(51) **LOC (9) Cl.** ..... **24-02**

(52) **U.S. Cl.** ..... **D24/111**

(58) **Field of Classification Search** ..... D24/111,  
D24/108, 169, 186; 128/DIG. 12, DIG. 13;  
210/645, 646, 231, 321.6, 321.64, 321.71,  
210/188; 417/442, 477.2; 604/28-30, 34,  
604/6.11, 118, 151, 153, 247

See application file for complete search history.

(56) **References Cited**

**U.S. PATENT DOCUMENTS**

4,666,598 A \* 5/1987 Heath et al. .... 210/321.69  
D331,799 S \* 12/1992 Kramer et al. .... D24/111  
5,324,422 A \* 6/1994 Colleran et al. .... 604/29  
D357,312 S \* 4/1995 Riquier et al. .... D24/111  
D371,194 S \* 6/1996 Marston et al. .... D24/111

5,628,908 A \* 5/1997 Kamen et al. .... 210/646  
6,743,201 B1 \* 6/2004 Donig et al. .... 604/153  
7,238,164 B2 \* 7/2007 Childers et al. .... 604/6.11  
D579,553 S \* 10/2008 Crnkovich et al. .... D24/111  
2010/0038322 A1 \* 2/2010 Hedmann et al. .... 210/149  
2010/0241044 A1 \* 9/2010 Caleffi et al. .... 210/321.71  
2010/0288761 A1 \* 11/2010 Caleffi et al. .... 220/86.1

\* cited by examiner

*Primary Examiner* — Wan Laymon

(74) *Attorney, Agent, or Firm* — Pearne & Gordon LLP

(57) **CLAIM**

The ornamental design for a cassette for dialysis, as shown and described.

**DESCRIPTION**

FIG. 1 is a front perspective view of a cassette for dialysis, showing our new design;  
FIG. 2 is a front elevational view thereof;  
FIG. 3 is a back elevational view thereof;  
FIG. 4 is a right side elevational view thereof;  
FIG. 5 is a left side elevational view thereof;  
FIG. 6 is a top plan view thereof; and,  
FIG. 7 is a bottom plan view thereof.

The broken lines in FIGS. 3, 5, 6 and 7 are included for the purpose of illustrating a portion of the cassette for dialysis that forms no part of the claimed design.

**1 Claim, 5 Drawing Sheets**

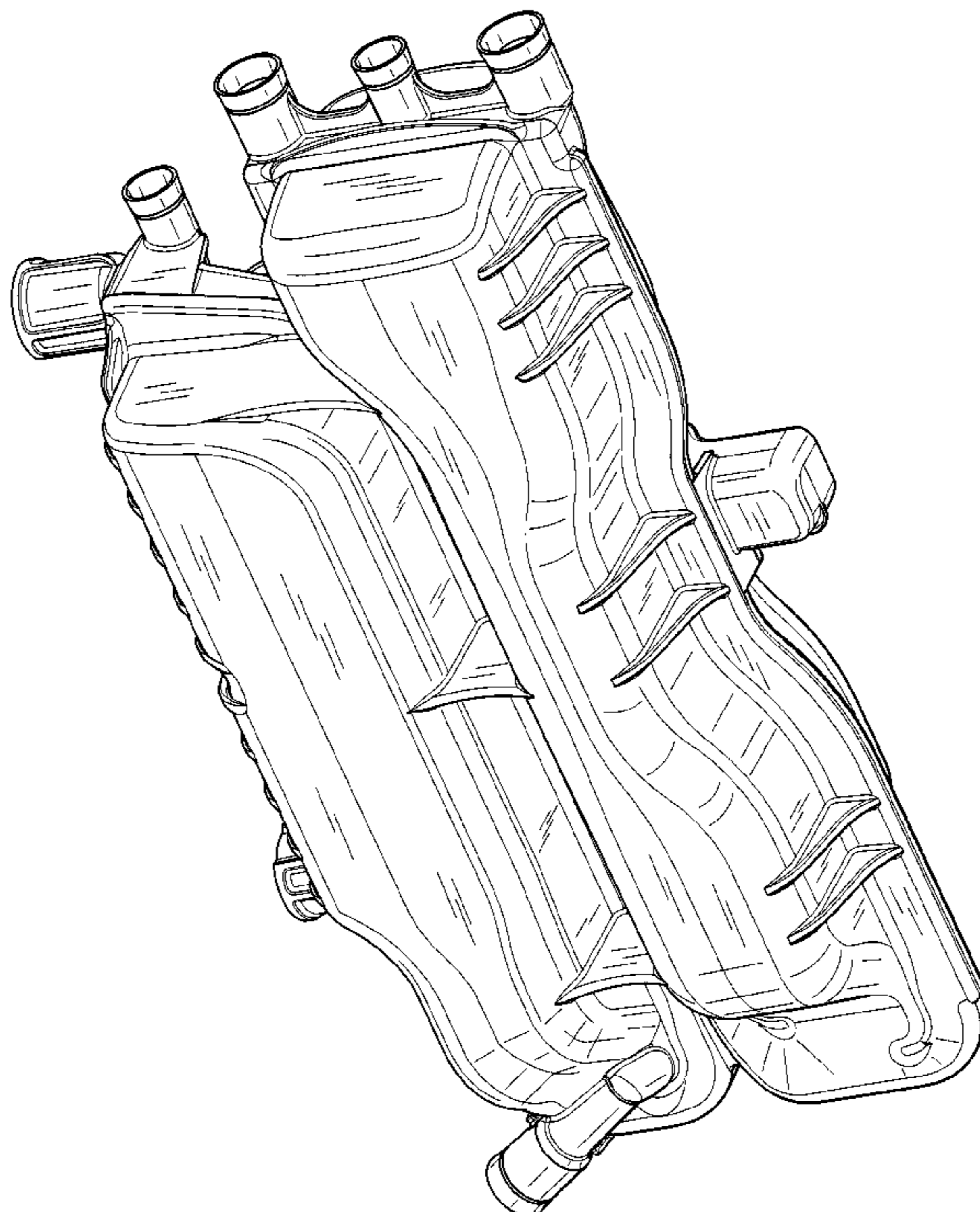


FIG. 1





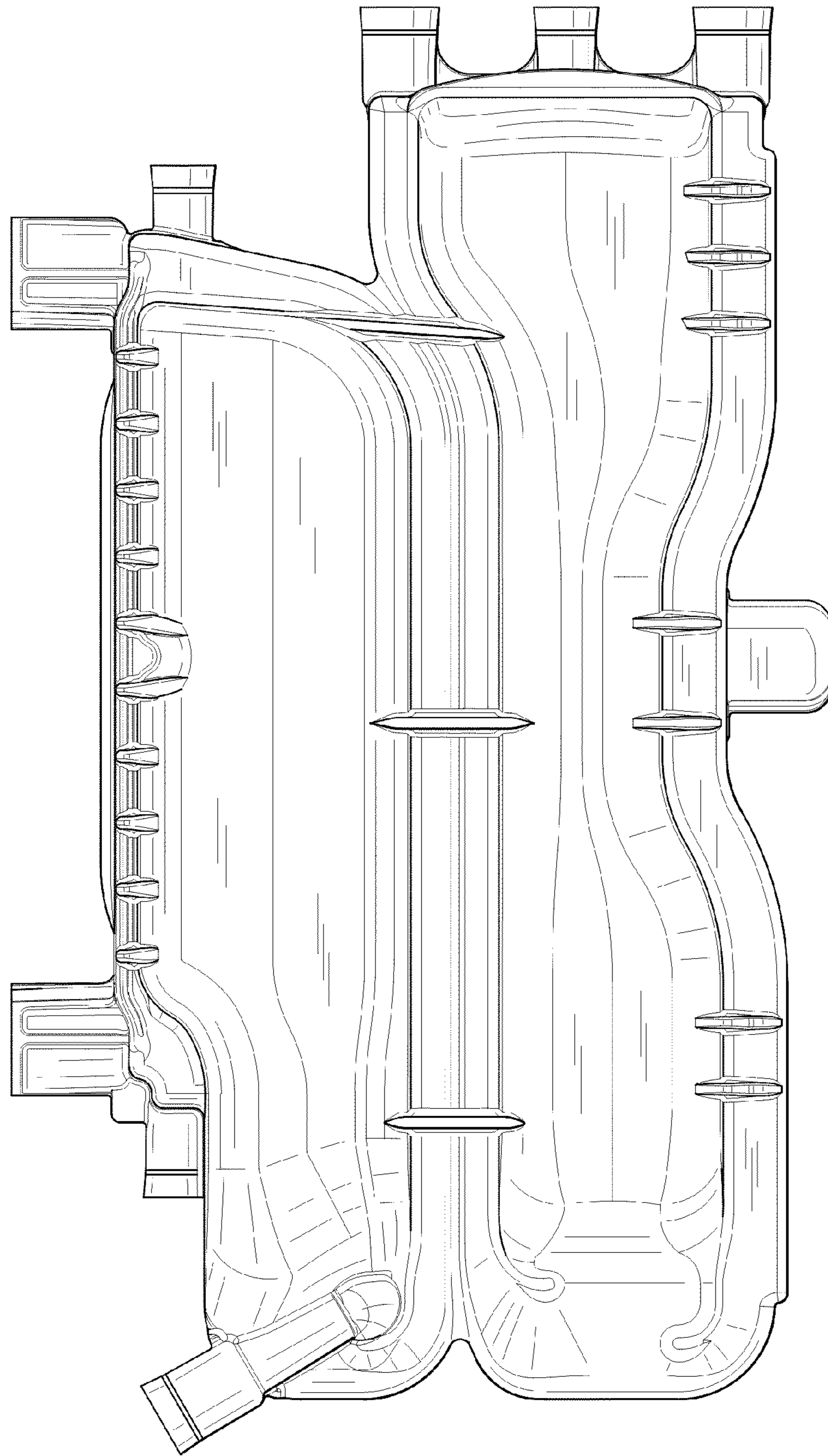


FIG. 2

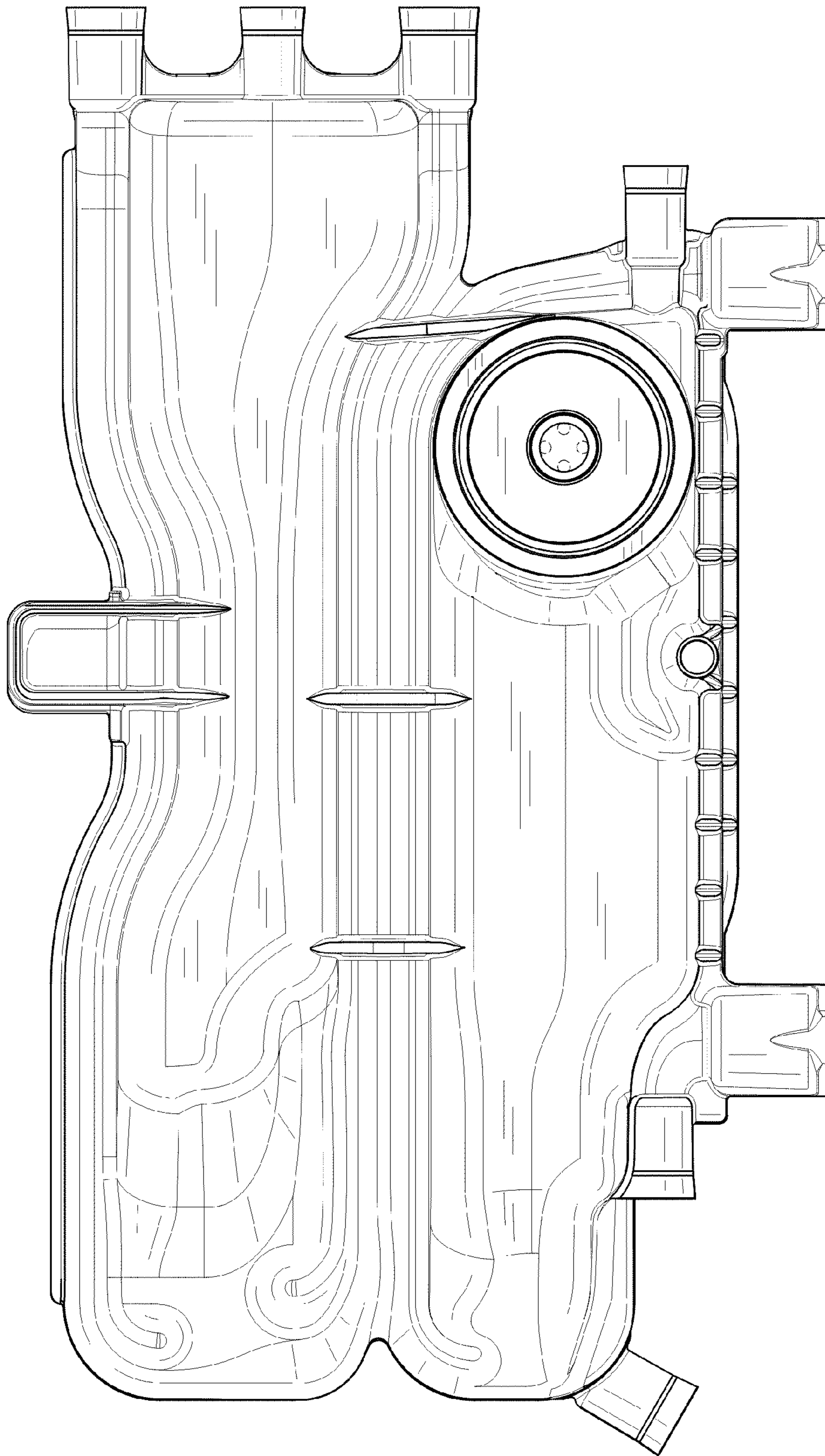


FIG. 3

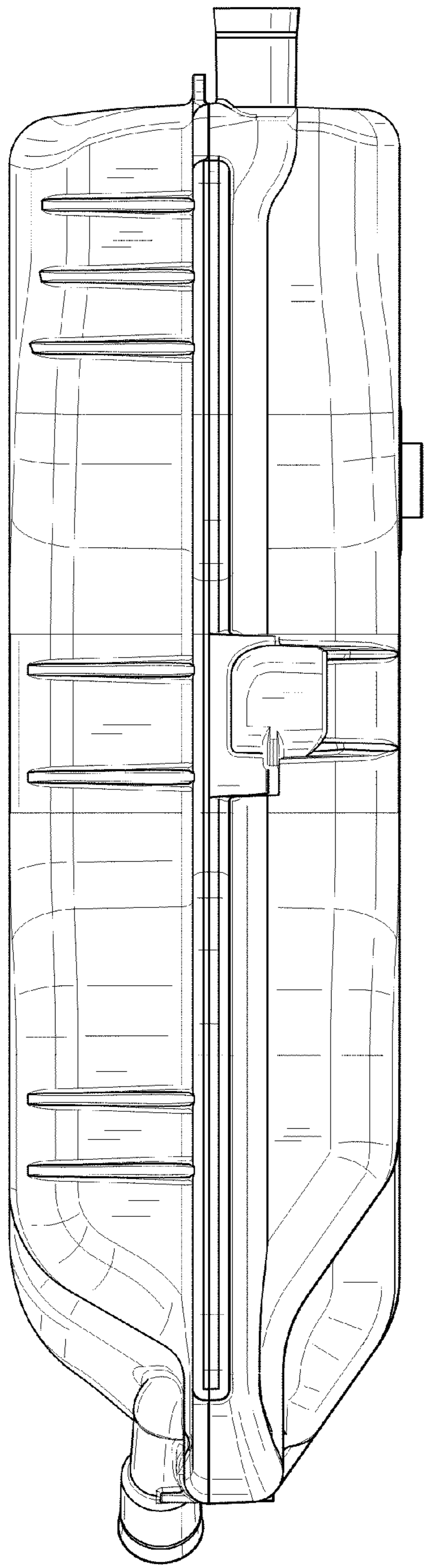


FIG. 4

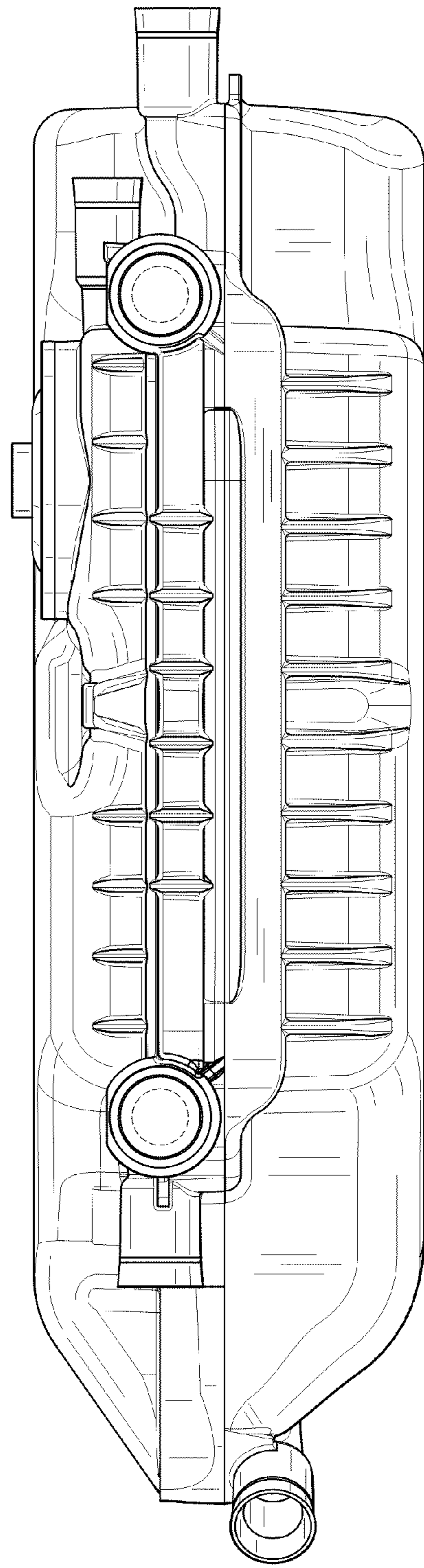


FIG. 5



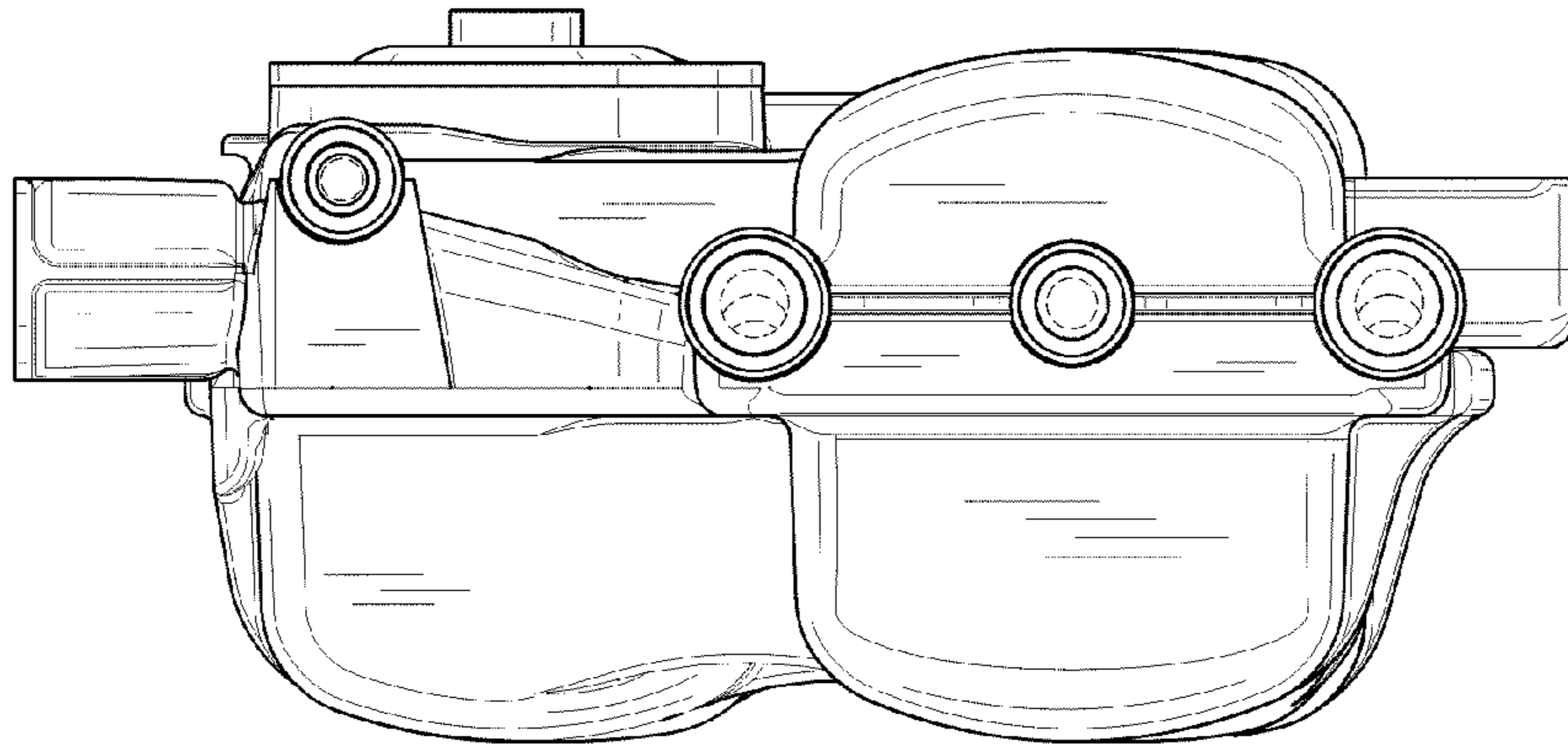


FIG. 6

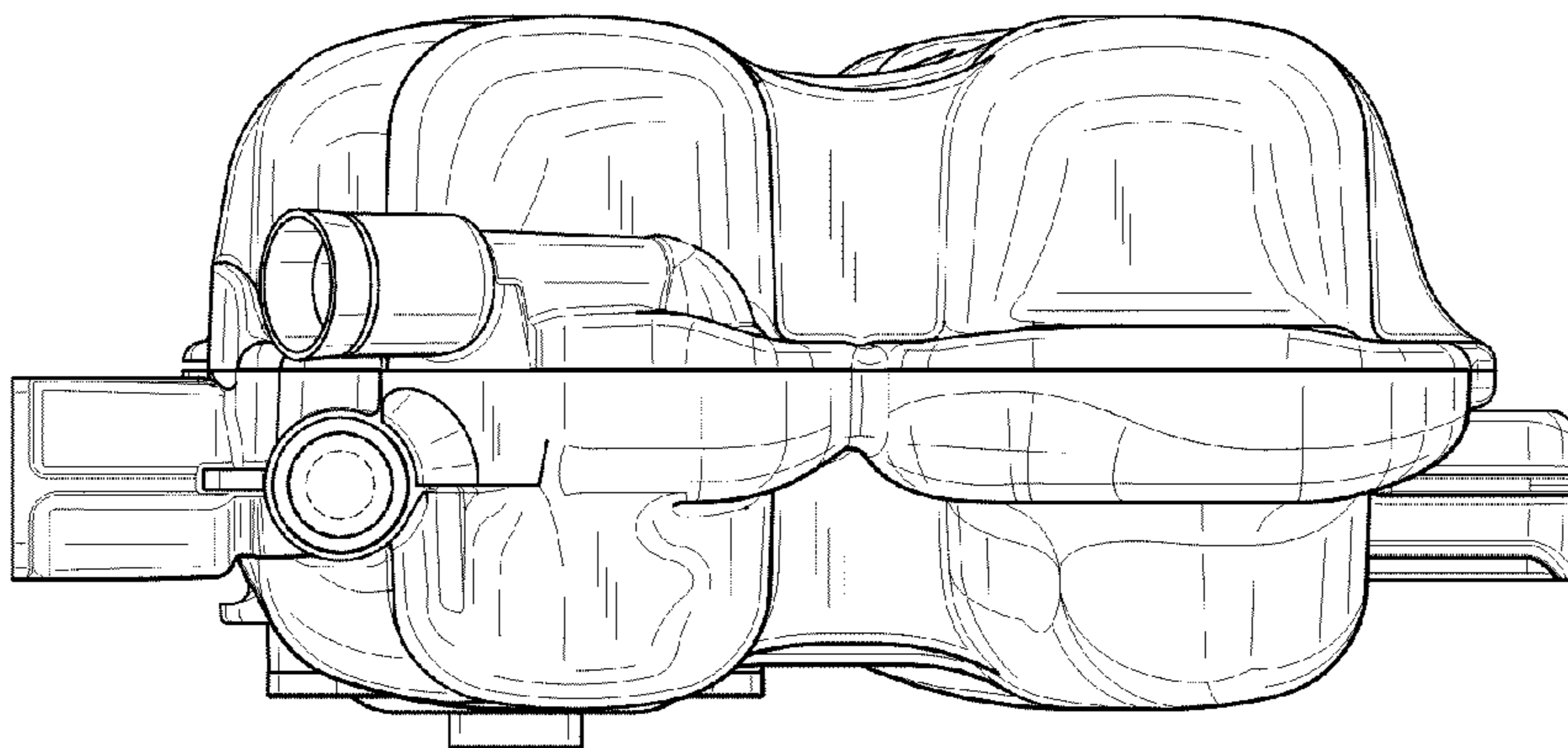


FIG. 7