



US00D648427S

(12) **United States Design Patent**
Bowman et al.

(10) **Patent No.:** **US D648,427 S**
(45) **Date of Patent:** **** Nov. 8, 2011**

(54) **RING GASKET**

(75) Inventors: **Matthew A. Bowman**, Palmer, PA (US);
Scott D. Madara, Nazareth, PA (US);
Thomas M. Soloe, Nazareth, PA (US);
Charles E. Wilk, Jr., Slatington, PA
(US)

(73) Assignee: **Victaulic Company**, Easton, PA (US)

(**) Term: **14 Years**

(21) Appl. No.: **29/397,094**

(22) Filed: **Jul. 12, 2011**

Related U.S. Application Data

(62) Division of application No. 29/341,701, filed on Aug. 11, 2009, now Pat. No. Des. 643,912.

(51) **LOC (9) Cl.** **23-01**

(52) **U.S. Cl.** **D23/269**

(58) **Field of Classification Search** D23/269;
277/602, 608, 625, 626, 910; 285/105, 232,
285/337, 370, 95

See application file for complete search history.

(56) **References Cited**

U.S. PATENT DOCUMENTS

2,816,780	A	12/1957	Ross
D196,724	S	10/1963	Davis, Jr.
3,291,506	A	12/1966	Blakeley
RE27,736	E	8/1973	Muhlner et al.
D256,046	S	7/1980	Perrin
4,304,415	A	12/1981	Wolf et al.
D289,078	S	3/1987	Vassallo et al.
5,306,021	A	4/1994	Morvant

6,769,697	B1	8/2004	Ishikawa et al.
D526,705	S	8/2006	Wortmann et al.
7,341,287	B2	3/2008	Gibb et al.
D598,988	S	8/2009	Jaccoby et al.
D633,991	S	3/2011	Nakagawa
2011/0133415	A1	6/2011	Vu
2011/0140370	A1*	6/2011	Sutcu 277/603

FOREIGN PATENT DOCUMENTS

TW 200606366 2/2006

OTHER PUBLICATIONS

Taiwan Search Report from corresponding Taiwan patent application No. 099300676; Feb. 22, 2011; 1 page.

English Translation of Taiwan Search Report from corresponding Taiwan patent application No. 099300676; Feb. 22, 2011; pp. 1-3.

* cited by examiner

Primary Examiner — T. Chase Nelson

Assistant Examiner — Eric Goodman

(74) *Attorney, Agent, or Firm* — Ballard Spahr LLP

(57) **CLAIM**

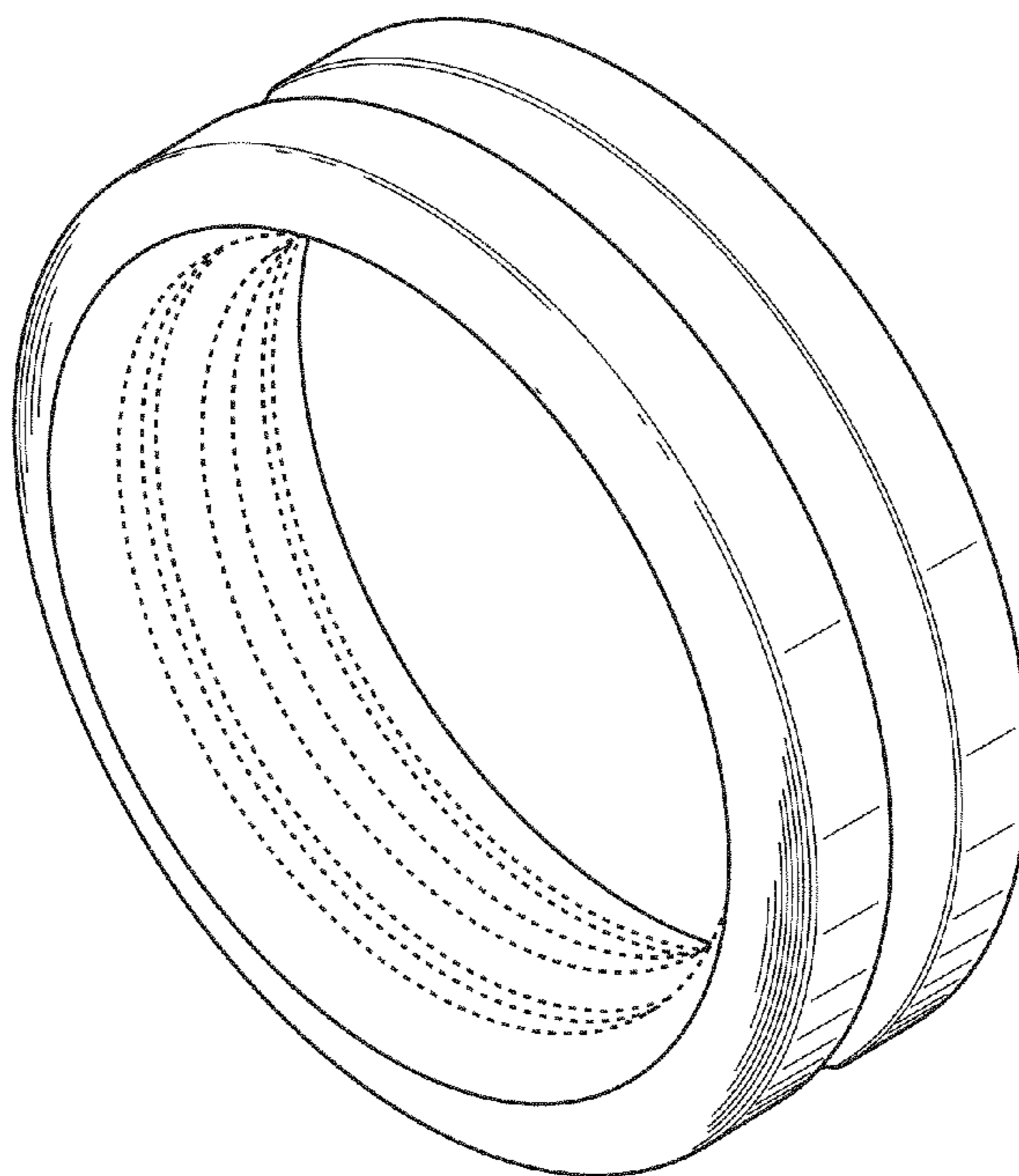
We claim the ornamental design for a ring gasket, as shown and described.

DESCRIPTION

FIG. 1 is an isometric view of our design for a ring gasket; FIG. 2 is a front view of the design for the ring gasket shown in FIG. 1, the rear view being identical; and, FIG. 3 is a left side view of the design for the ring gasket shown in FIG. 1, the right side view and the top and bottom views being identical.

The broken lines shown in FIGS. 1 and 2 are for illustrative purposes only and form no part of the claimed design.

1 Claim, 1 Drawing Sheet



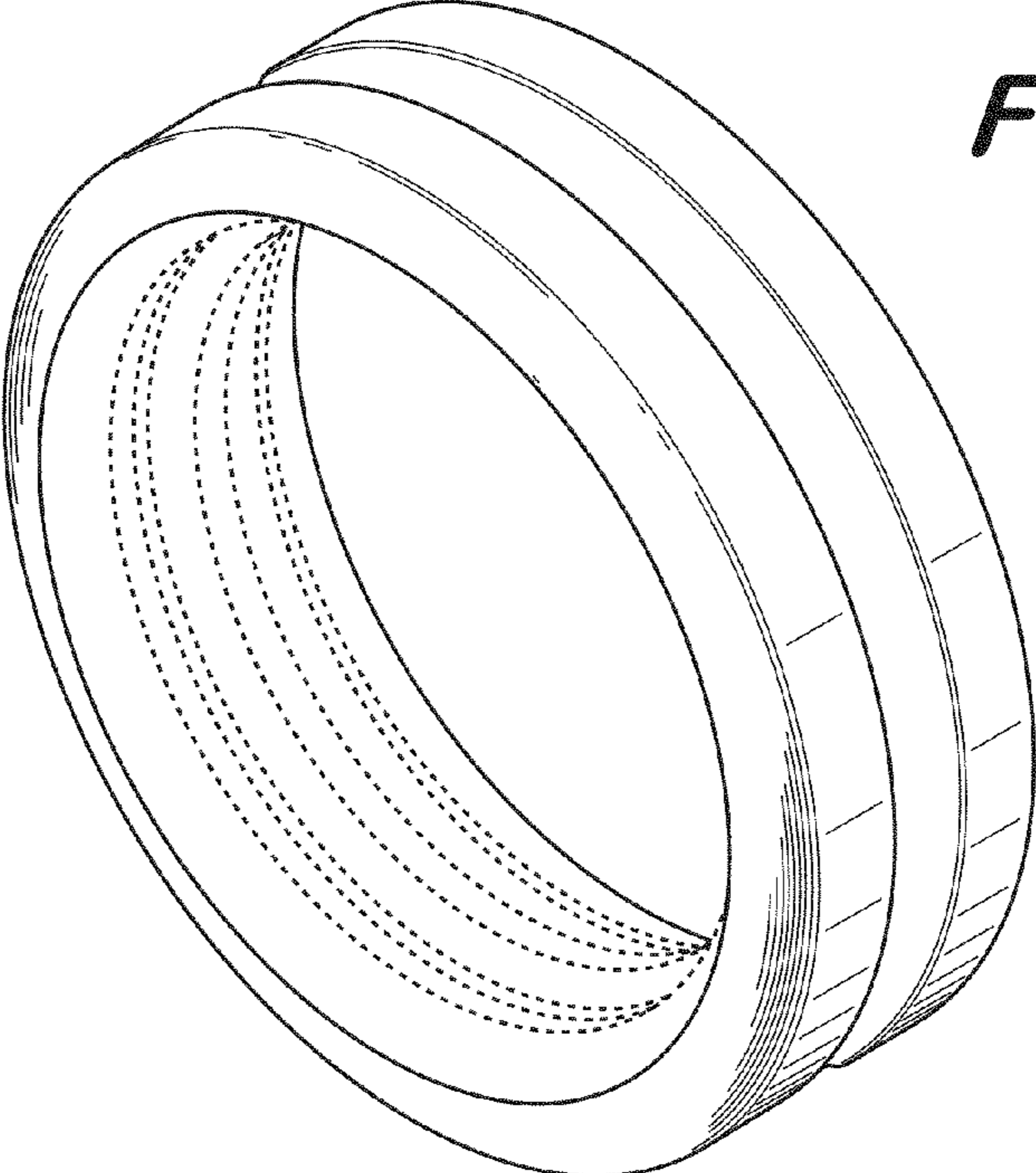


FIG. 1

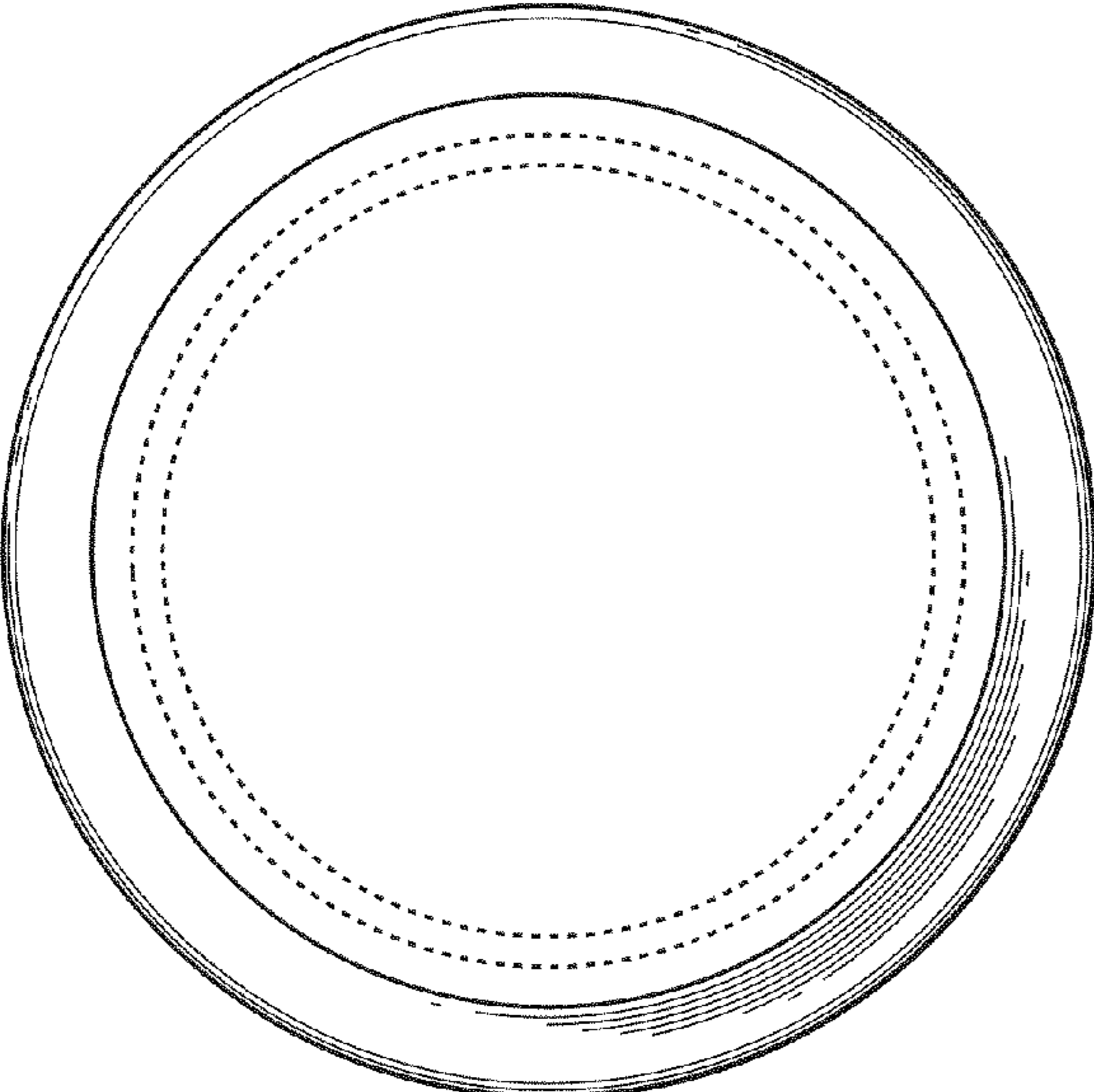


FIG. 2

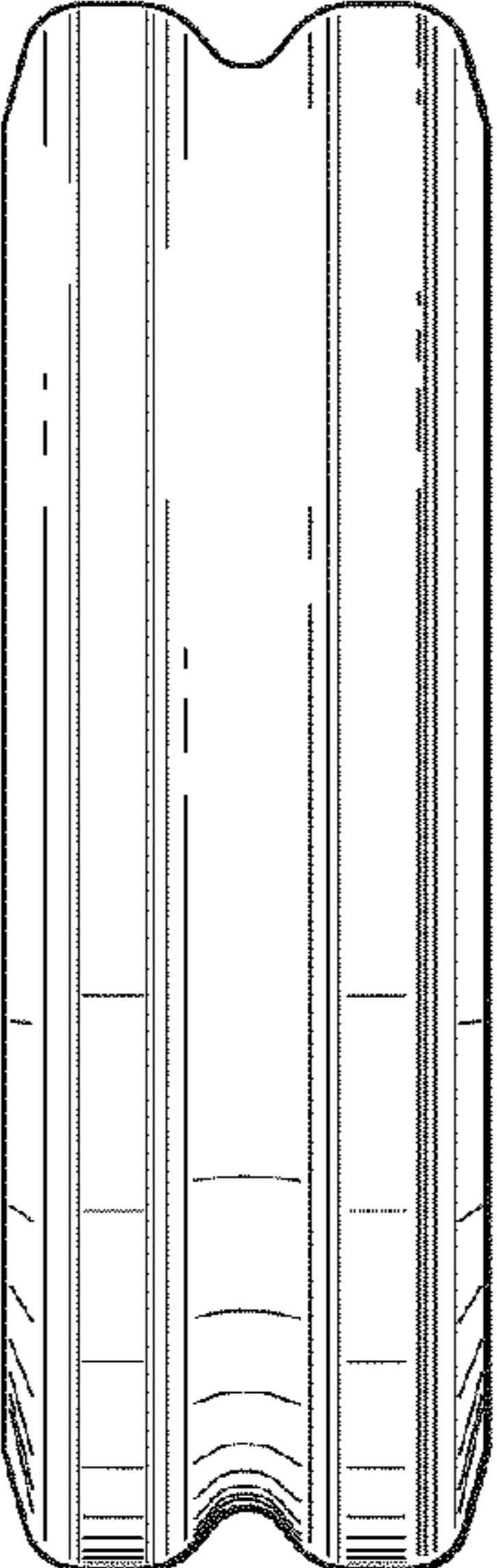


FIG. 3