



US00D648406S

(12) **United States Design Patent**  
**Hochberg**

(10) **Patent No.:** **US D648,406 S**

(45) **Date of Patent:** **\*\* Nov. 8, 2011**

(54) **MOLDED TRAINING BASEBALL**

(75) Inventor: **Seth Hochberg**, Plainville, MA (US)

(73) Assignee: **Franklin Sports, Inc**, Stoughton, MA (US)

(\*\*) Term: **14 Years**

(21) Appl. No.: **29/377,659**

(22) Filed: **Oct. 25, 2010**

(51) **LOC (9) Cl.** ..... **21-02**

(52) **U.S. Cl.** ..... **D21/713**

(58) **Field of Classification Search** ..... D21/707-714,  
D21/780; D30/160; 473/569-614, 422-430,  
473/451, 458, 468

See application file for complete search history.

(56) **References Cited**

U.S. PATENT DOCUMENTS

465,507	A	12/1891	Windoos	
1,150,761	A	8/1915	Hartman	
D58,234	S *	6/1921	Holley	D21/406
1,534,964	A *	4/1925	Kahnweiler	119/711
2,597,704	A	5/1952	Carlson	
2,776,139	A	1/1957	Blamey, Jr. et al.	
4,128,238	A	12/1978	Newcomb et al.	
4,184,682	A	1/1980	Collins et al.	
4,286,783	A	9/1981	Newcomb et al.	
4,871,169	A	10/1989	Autorino et al.	
4,874,169	A	10/1989	Litchfield	
4,919,422	A	4/1990	Ma	
4,930,776	A	6/1990	Newcomb et al.	
5,033,743	A	7/1991	Wright	

5,158,284	A	10/1992	Vogl	
5,280,906	A	1/1994	Vitale	
5,480,143	A *	1/1996	McMurry	473/571
5,590,875	A *	1/1997	Young	473/457
5,676,611	A *	10/1997	Foster et al.	473/613
5,700,211	A	12/1997	Mackie	
5,820,495	A	10/1998	Howland	
6,500,081	B1	12/2002	Chen	
6,997,830	B2	2/2006	Lin	
D539,367	S *	3/2007	Jones	D21/713
D580,112	S *	11/2008	Stiles	D30/160
7,470,203	B1 *	12/2008	Stillinger	473/596
2007/0155549	A1 *	7/2007	Keker	473/613
2009/0137350	A1 *	5/2009	Lenig	473/451

\* cited by examiner

Primary Examiner — Catherine Tuttle

(74) *Attorney, Agent, or Firm* — Joseph B Bowman

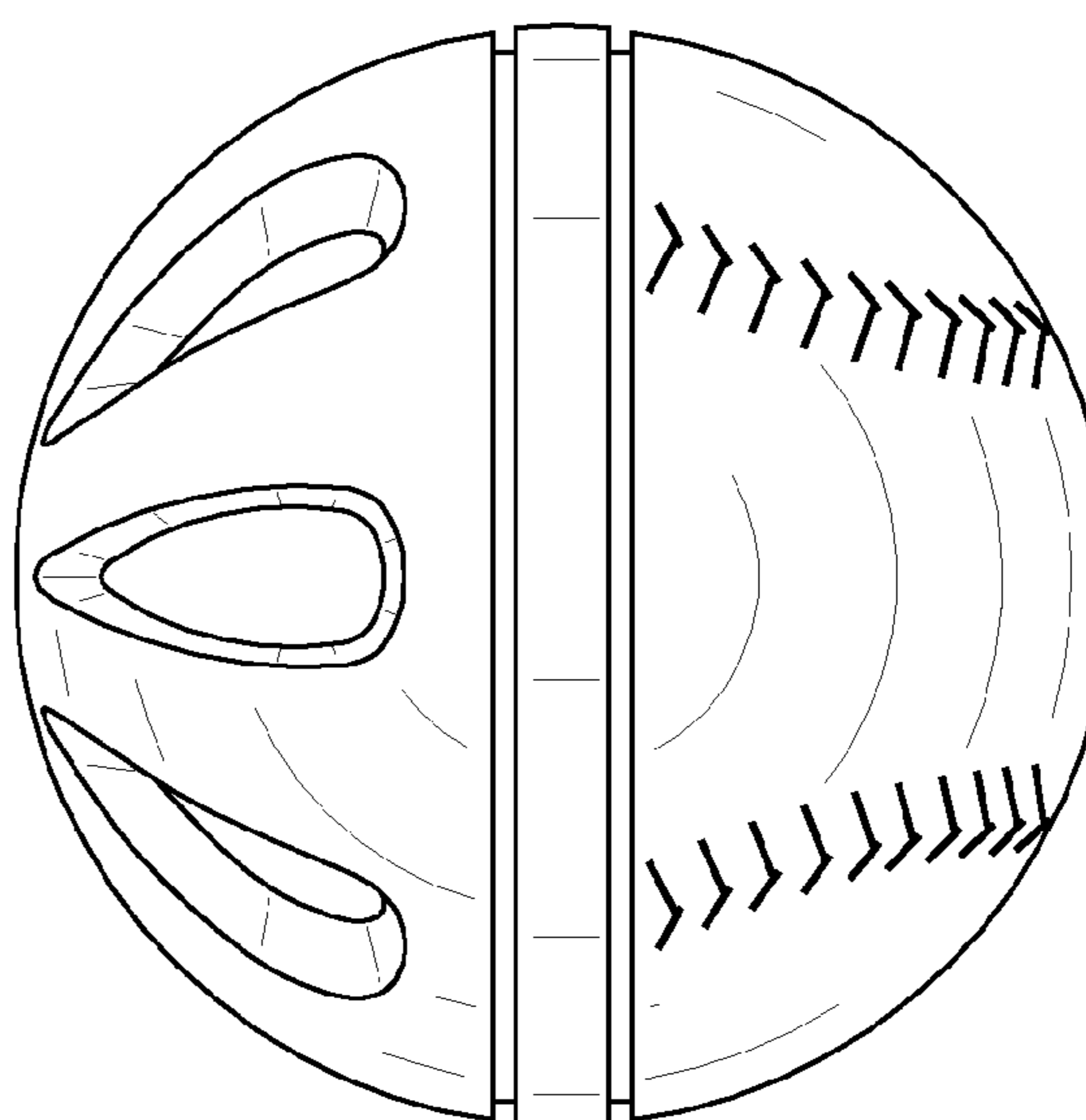

(57) **CLAIM**

The ornamental design for a molded training baseball, as shown and described.

**DESCRIPTION**

FIG. 1 is a perspective view of a molded training baseball showing my new design;  
FIG. 2 is a front elevational view thereof;  
FIG. 3 is a rear elevational view thereof;  
FIG. 4 is a top plan view thereof;  
FIG. 5 is a bottom plan view thereof;  
FIG. 6 is a right side elevational view thereof; and,  
FIG. 7 is a left side elevational view thereof.  
The appearance within the unshaded center region of each recess forms no part of the claimed design.

**1 Claim, 4 Drawing Sheets**






FIG. 1




FIG. 2

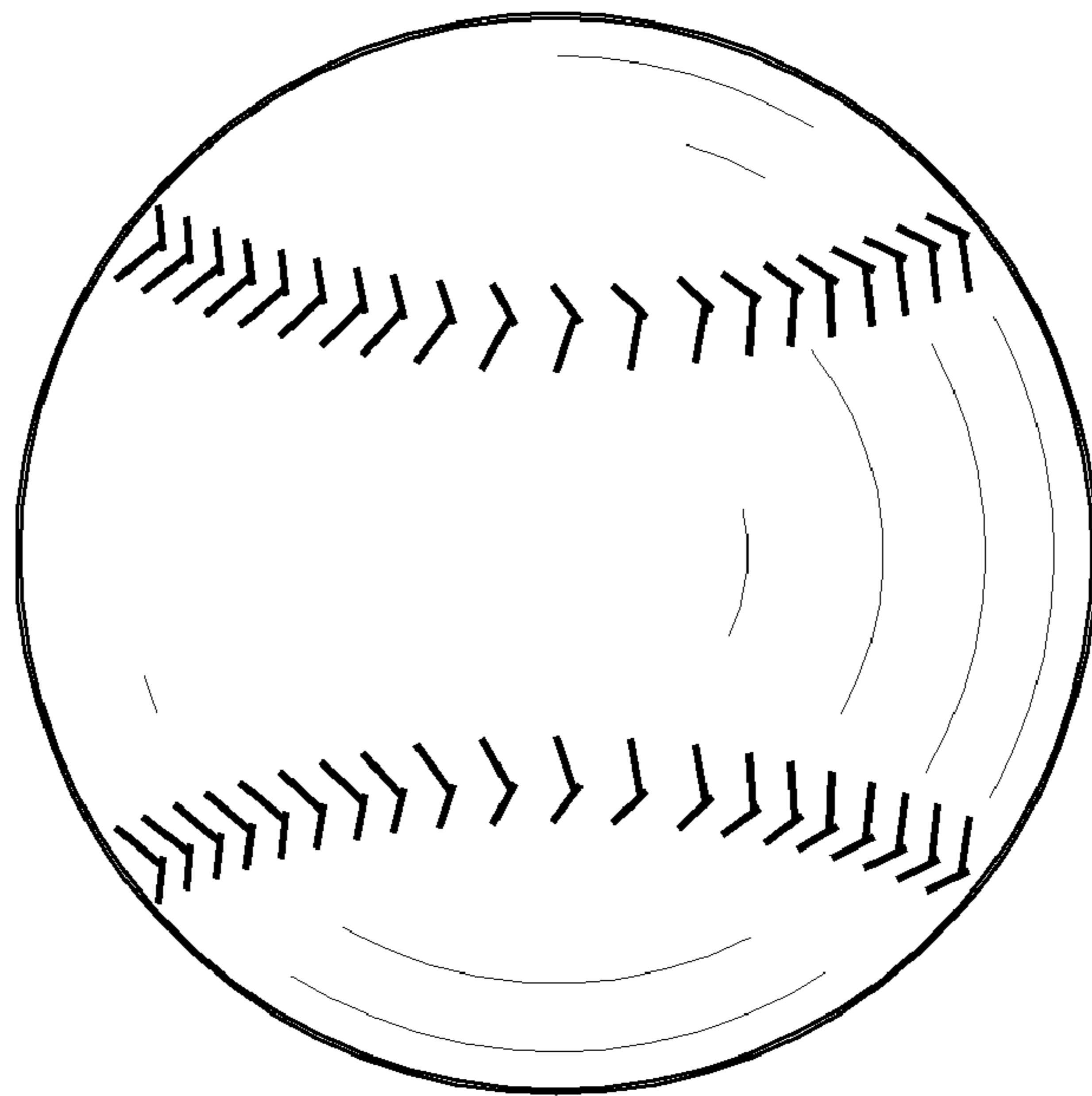


FIG. 3

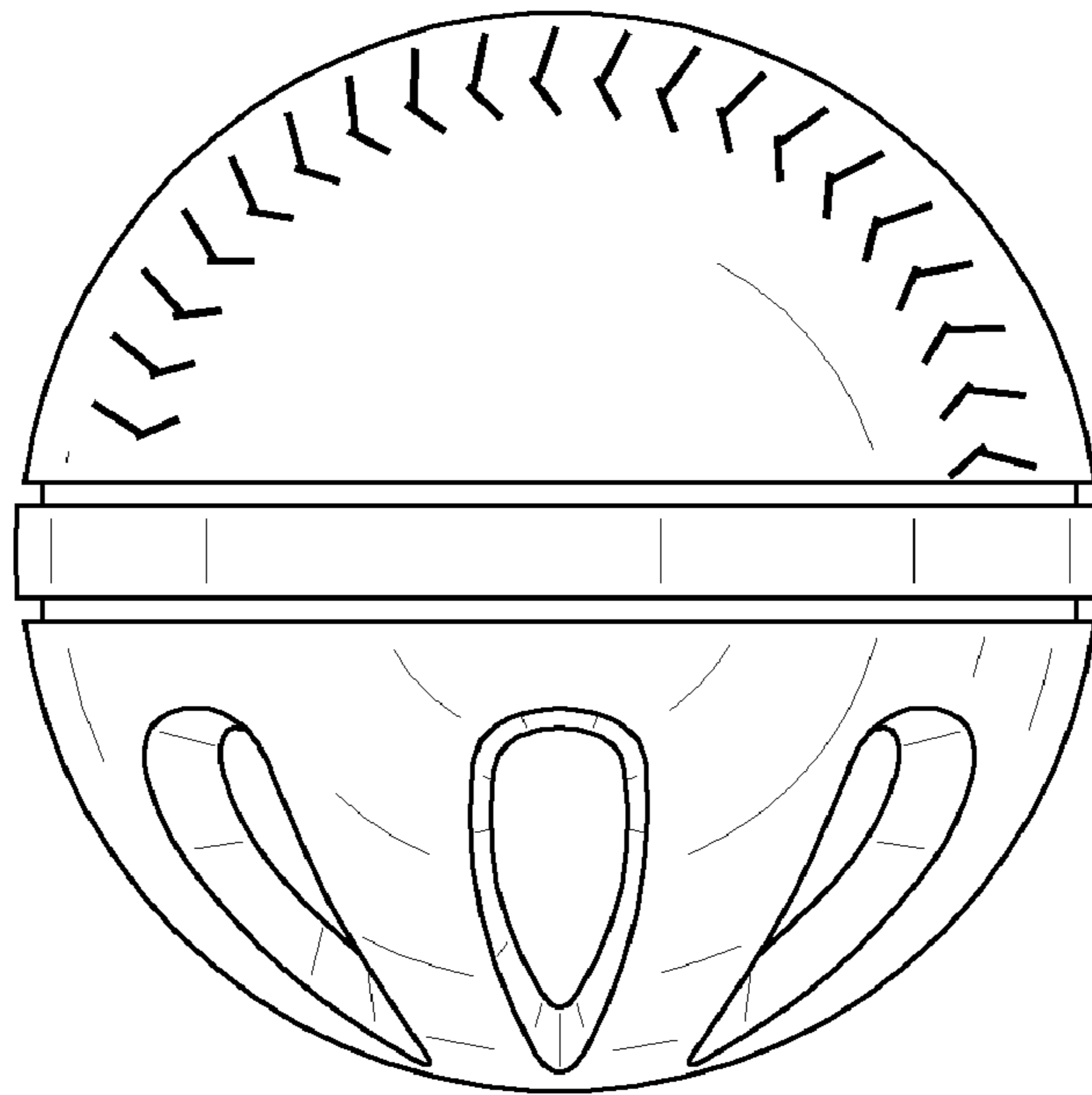


FIG. 4

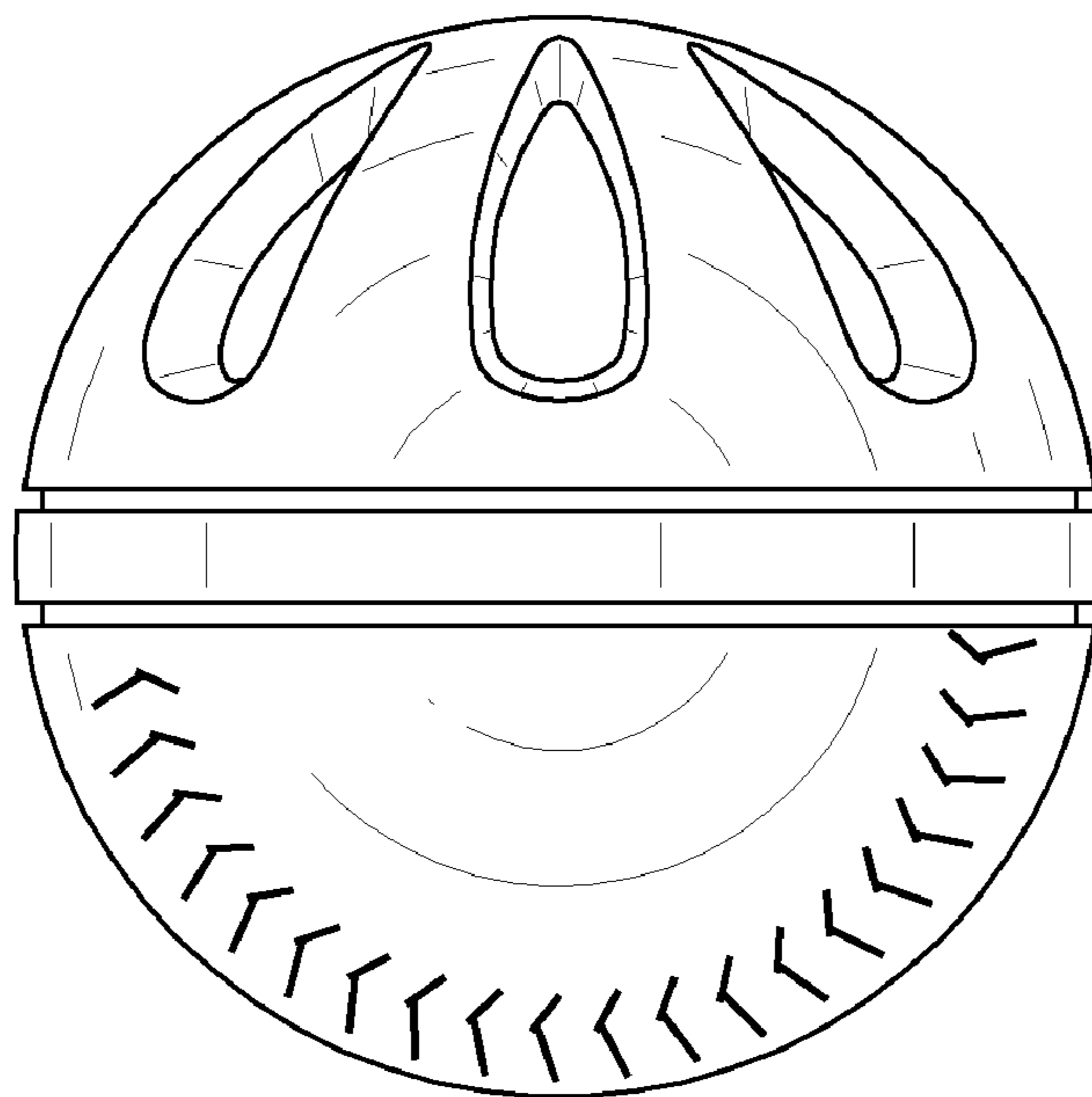


FIG. 5

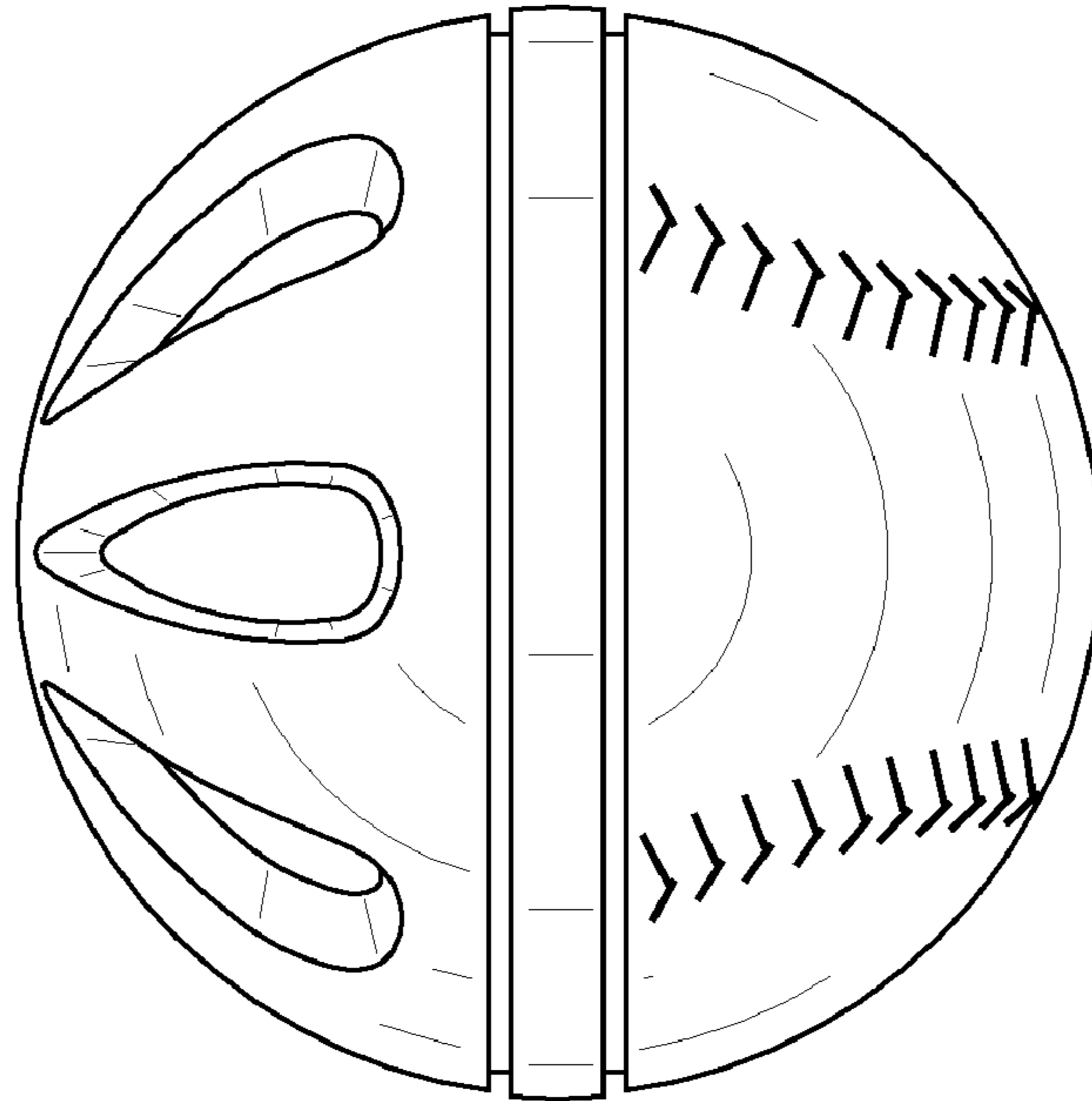


FIG. 6




FIG. 7