



US00D648380S

(12) **United States Design Patent**  
**Clark, III et al.**

(10) **Patent No.:** **US D648,380 S**

(45) **Date of Patent:** **\*\* Nov. 8, 2011**

(54) **DIGITAL PRINTING PRESS**

(75) Inventors: **William T. Clark, III**, Pittsford, NY  
(US); **Ko Takeuchi**, Yokohama (JP)

(73) Assignee: **Xerox Corporation**, Norwalk, CT (US)

(\*\*) Term: **14 Years**

(21) Appl. No.: **29/360,957**

(22) Filed: **May 4, 2010**

(51) **LOC (9) Cl.** ..... **18-02**

(52) **U.S. Cl.** ..... **D18/53**

(58) **Field of Classification Search** ..... D18/36,  
D18/38-40, 50, 53, 54, 56, 57; D14/303,  
D14/301, 308; D15/122, 127; 399/1-7,  
399/16, 75, 81, 107, 130, 155, 361, 365,  
399/381-383, 388; 400/611-629, 600, 691-694;  
271/3.14, 8.1, 226, 278; 358/1.1, 1.9, 3.01;  
101/126, 129, 131, 287; 355/97, 98  
See application file for complete search history.

(56) **References Cited**

**U.S. PATENT DOCUMENTS**

2,954,731	A *	10/1960	Durand, Jr. et al.	101/93.29
D195,559	S *	7/1963	Van der Linden	D18/53
D202,389	S *	9/1965	Schreckengost	D18/53
D209,872	S *	1/1968	Plantholt et al.	D18/38
D212,262	S *	9/1968	Mallory	D18/38
D230,517	S *	2/1974	Kalvitis	D18/53
D232,480	S *	8/1974	Laughon	D18/39
D238,681	S *	2/1976	Driscoll et al.	D14/303
D243,280	S *	2/1977	Taylor et al.	D18/53
D258,446	S *	3/1981	Beehler et al.	D18/38
D265,997	S *	8/1982	Kando et al.	D18/53
D275,762	S *	10/1984	Olson	D18/38

D354,764	S *	1/1995	Tokuda	D18/53
D375,518	S *	11/1996	Agata et al.	D18/39
6,259,866	B1 *	7/2001	Kabumoto et al.	399/1
D453,943	S *	2/2002	Sasaki	D18/39
D508,259	S *	8/2005	Rieck et al.	D18/39
D550,761	S *	9/2007	Clark, III	D18/39
D614,233	S *	4/2010	Kemmochi et al.	D18/53
D615,257	S *	5/2010	Helm	D32/1
D619,166	S *	7/2010	Ishizawa et al.	D18/53
D621,442	S *	8/2010	Kachi et al.	D18/39
D625,756	S *	10/2010	Penke et al.	D18/53
2009/0290902	A1 *	11/2009	Amico et al.	399/107

\* cited by examiner

*Primary Examiner* — Jeffrey D Asch

(74) *Attorney, Agent, or Firm* — Tallam I. Nguti

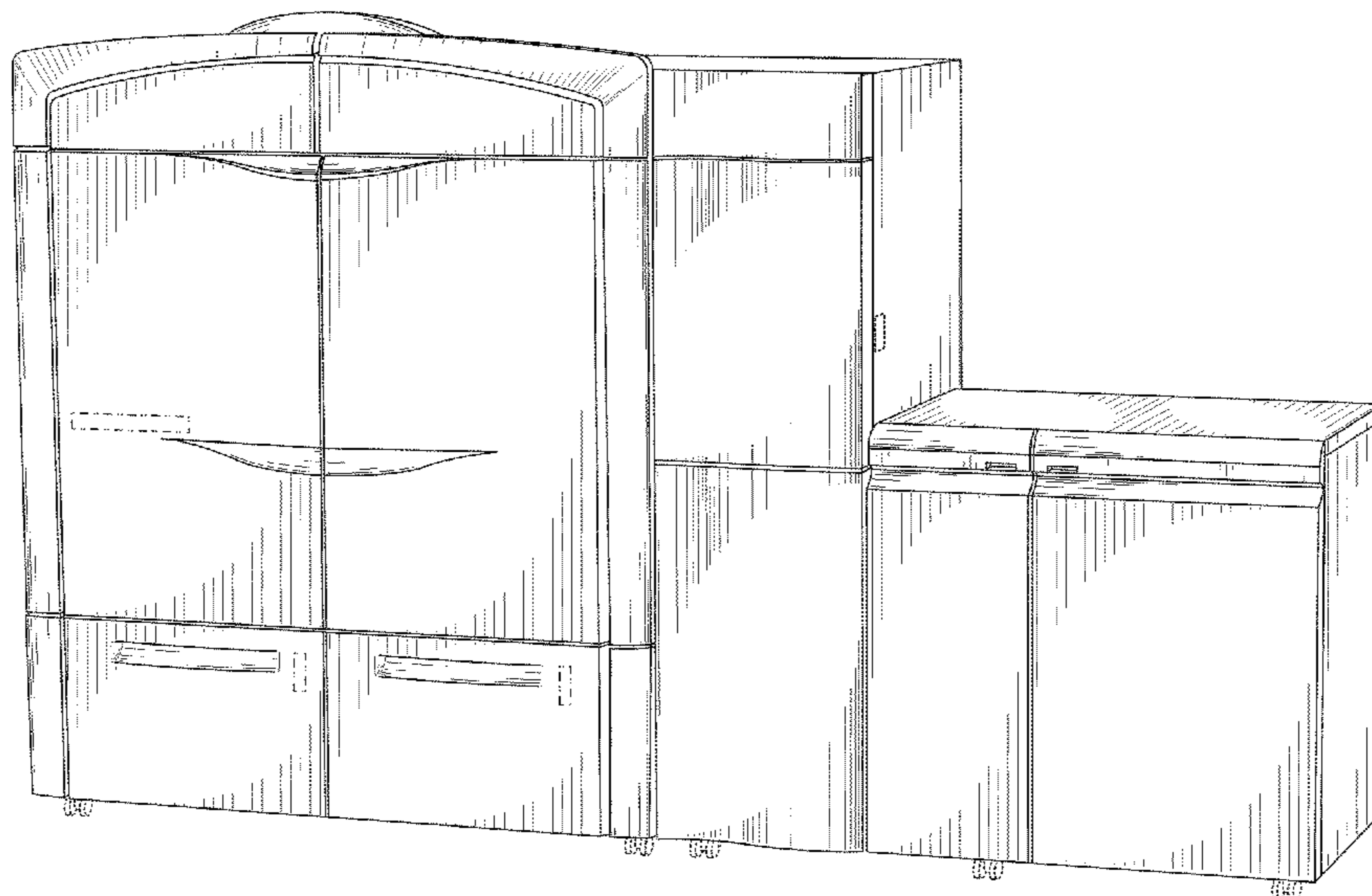
(57) **CLAIM**

The ornamental design for a digital printing press, as shown and described.

**DESCRIPTION**

FIG. 1 is a perspective view of a digital printing press in accordance with the present invention; FIG. 2 is a front view thereof; FIG. 3 is a right side view thereof; FIG. 4 is a rear view thereof; FIG. 5 is a left side view thereof; FIG. 6 is a top plan view thereof; and, FIG. 7 is a bottom plan view thereof. The broken lines that are consistently shown throughout the figures, are immediately adjacent to the shaded areas, and define unshaded regions, represent the bounds of the claimed design, while all other broken lines are directed to environment and are for illustrative purposes only; the broken lines form no part of the claimed design.

**1 Claim, 7 Drawing Sheets**



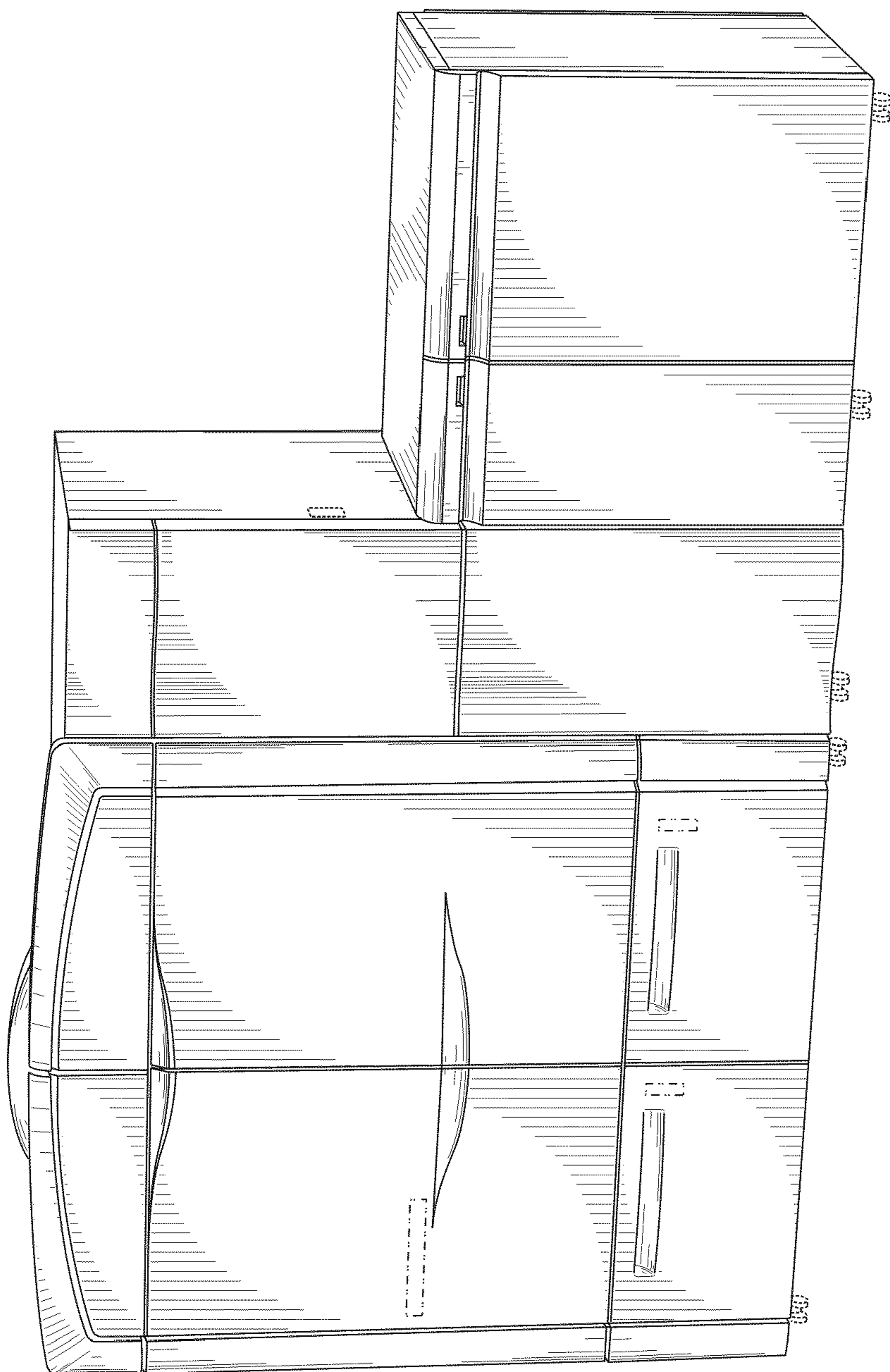


FIG. 1

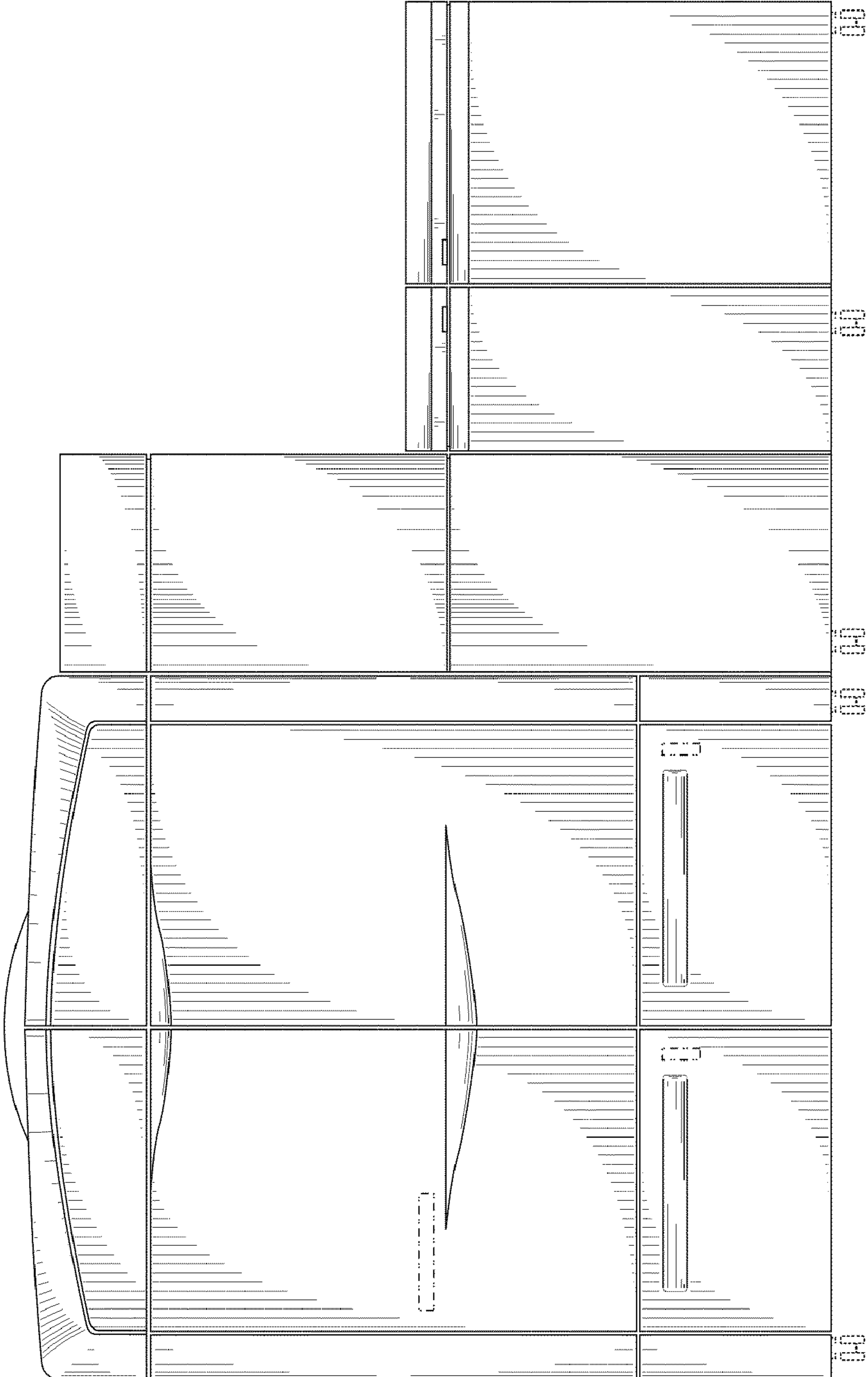
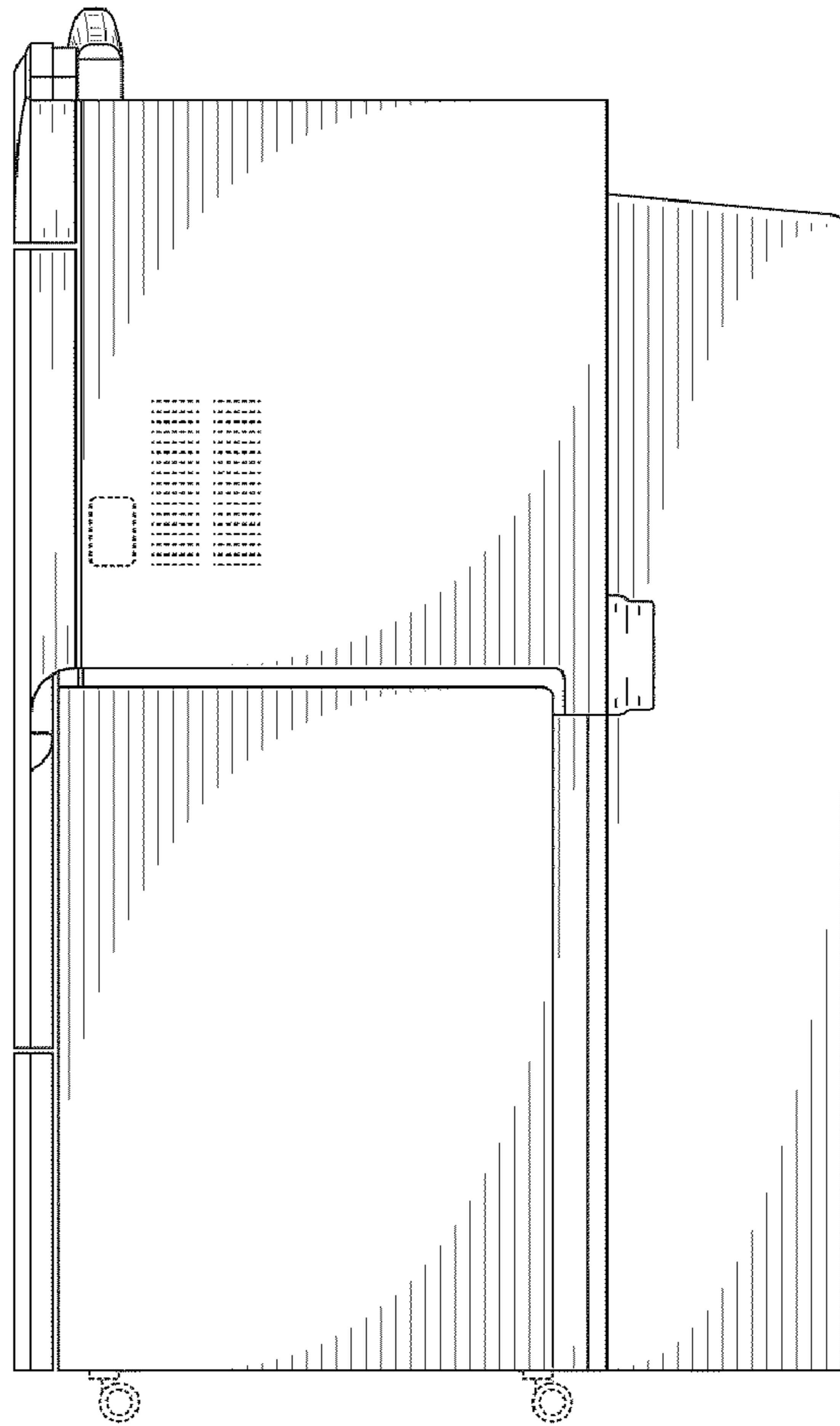


FIG. 2



**FIG. 3**

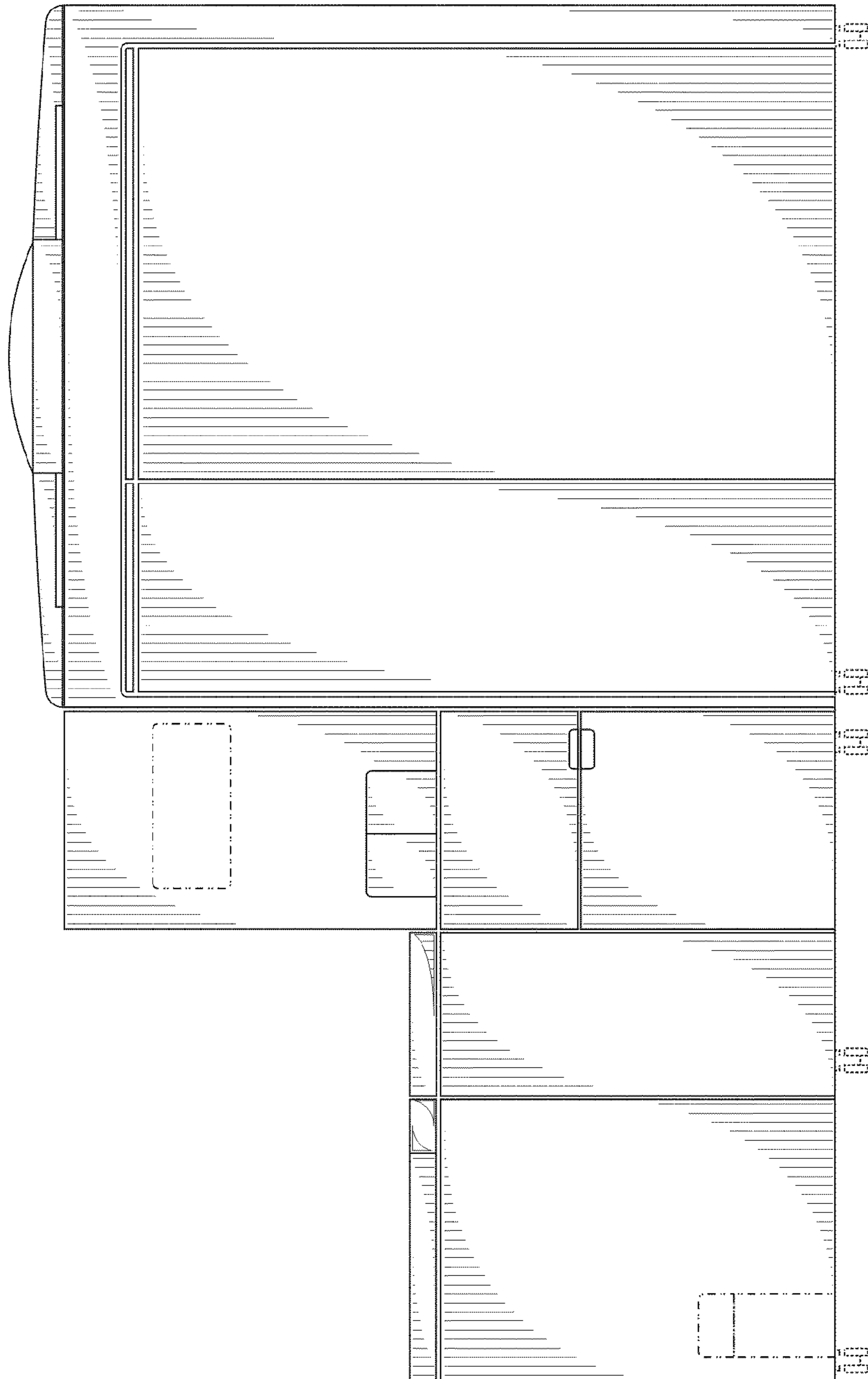



FIG. 4



**FIG. 5**

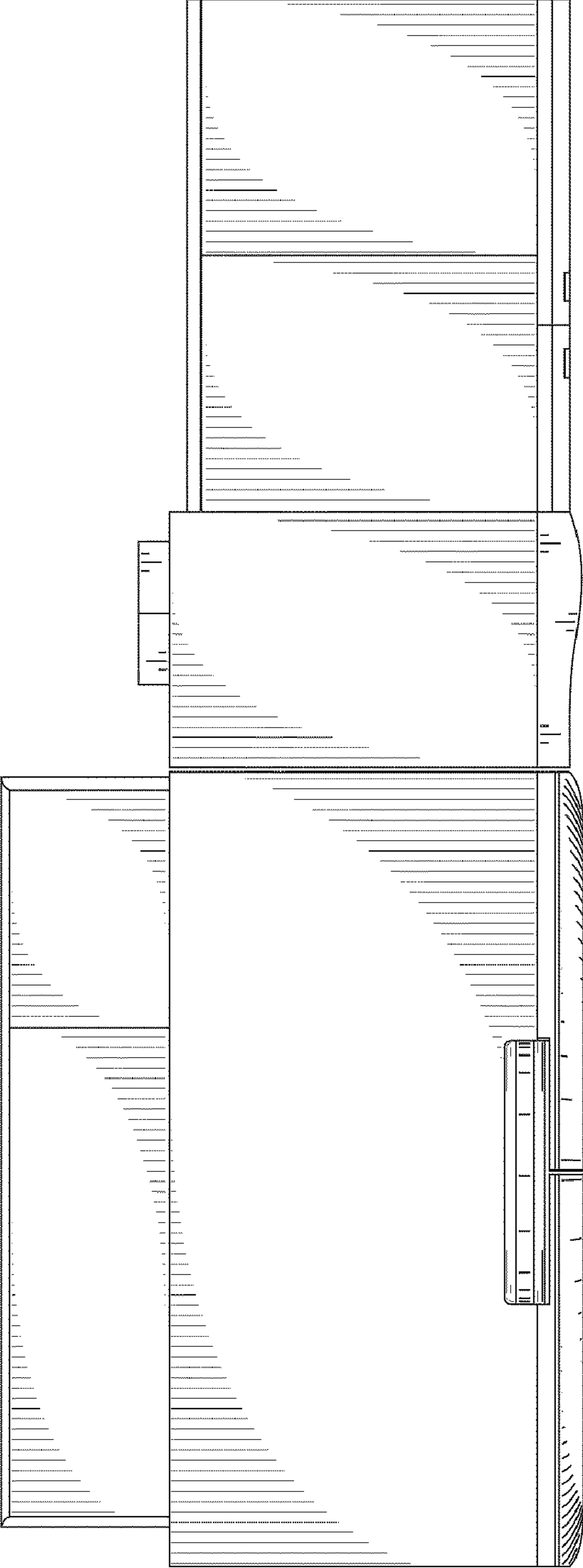


FIG. 6

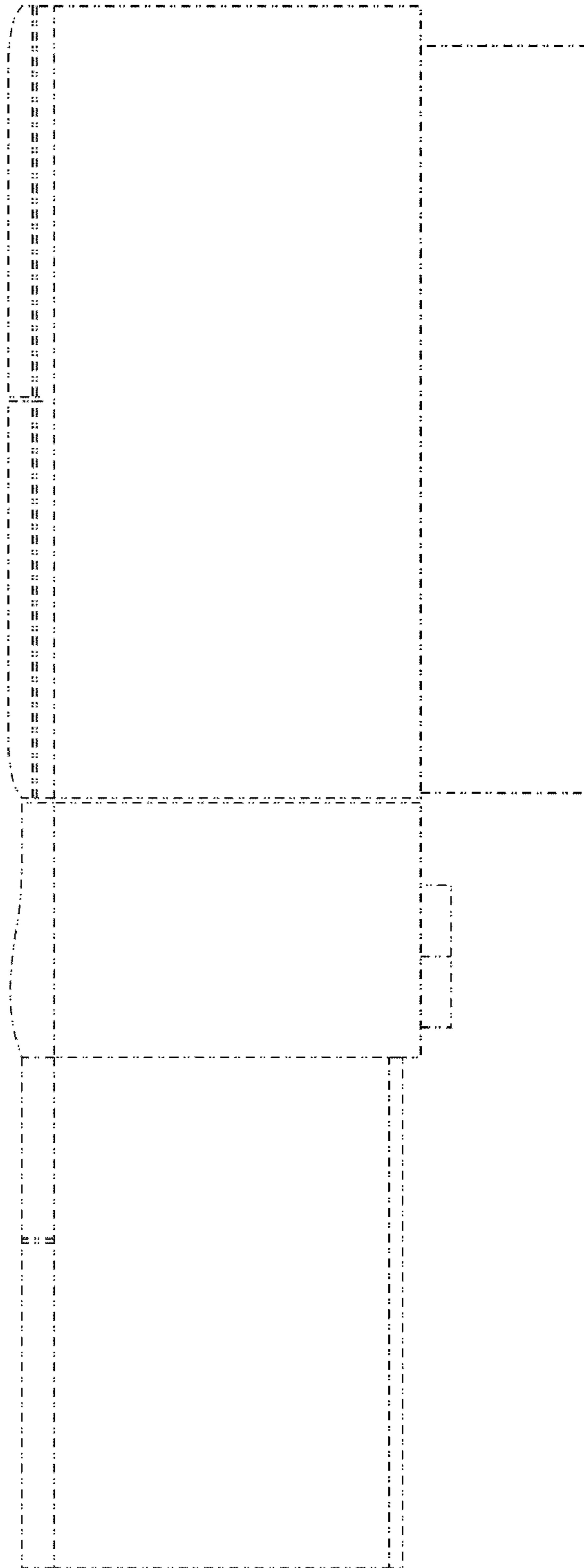


FIG. 7