



US00D648373S

(12) **United States Design Patent**
Hidaka

(10) **Patent No.:** **US D648,373 S**

(45) **Date of Patent:** **** Nov. 8, 2011**

(54) **PAYMENT TERMINAL**

(75) Inventor: **Masataka Hidaka**, Fukuoka (JP)

(73) Assignee: **Panasonic Corporation**, Osaka (JP)

(**) Term: **14 Years**

(21) Appl. No.: **29/394,799**

(22) Filed: **Jun. 21, 2011**

(51) **LOC (9) Cl.** **18-01**

(52) **U.S. Cl.** **D18/4.4**

(58) **Field of Classification Search** D14/336,
D14/371-376, 387; D18/3.1-3.3, 4.1-4.6,
D18/6-8, 11, 12, 12.1-12.3; D21/324, 329,
D21/332; D99/28, 34-36, 43; 235/1 E, 2,
235/7 R, 12, 22, 33, 51, 52; 705/12, 15-18,
705/43

See application file for complete search history.

(56) **References Cited**

U.S. PATENT DOCUMENTS

- D249,345 S 9/1978 Oliveira et al.
- D258,956 S 4/1981 Chadima, Jr.
- D259,722 S 6/1981 Fuller et al.
- D298,536 S 11/1988 Brefka
- D307,890 S 5/1990 Kim
- D313,401 S 1/1991 Tanabe
- D317,458 S * 6/1991 Sawada et al. D18/7
- D364,386 S 11/1995 Bramlett et al.
- D367,044 S 2/1996 Arakaki
- D372,730 S 8/1996 Sasaki
- D377,167 S * 1/1997 High et al. D14/387
- D379,825 S 6/1997 Droege et al.
- D381,675 S 7/1997 Droege et al.
- D393,277 S * 4/1998 Ohki et al. D18/4.4
- D393,479 S 4/1998 Droege et al.
- D403,667 S 1/1999 Musha
- D414,163 S 9/1999 Hesselbach
- D423,471 S * 4/2000 Minemoto et al. D14/387
- D426,849 S * 6/2000 Lee D18/7

- D428,883 S 8/2000 Mizusugi et al.
- D433,057 S * 10/2000 Chu et al. D18/7
- D460,068 S 7/2002 Lanzaro et al.
- D462,084 S * 8/2002 Hsu D18/7
- D466,147 S * 11/2002 Chan D18/7
- D494,168 S 8/2004 Hammond et al.
- D502,727 S 3/2005 Slinckx
- D504,147 S 4/2005 Slinckx
- 6,886,022 B2 * 4/2005 Lee 708/100
- D533,213 S * 12/2006 Oas D18/7
- D547,361 S 7/2007 Henry
- D554,694 S 11/2007 Slinckx
- D561,242 S 2/2008 Dahl
- D561,243 S 2/2008 Dahl
- D561,244 S 2/2008 Dahl

(Continued)

FOREIGN PATENT DOCUMENTS

- JP D1315704 11/2007
- JP D1377146 5/2010

Primary Examiner — Garth Rademaker

(74) *Attorney, Agent, or Firm* — Brinks Hofer Gilson & Lione


(57) **CLAIM**

I claim the ornamental design for a payment terminal, as shown and described.

DESCRIPTION

FIG. 1 is a front perspective view of a payment terminal of the present invention;
 FIG. 2 is a front view thereof;
 FIG. 3 is a rear view thereof;
 FIG. 4 is a first side view thereof;
 FIG. 5 is a second side view thereof;
 FIG. 6 is a top view thereof; and,
 FIG. 7 is a bottom view thereof.
 The broken lines depict environmental subject matter only and form no part of the claimed design.

1 Claim, 4 Drawing Sheets



US D648,373 S

Page 2

U.S. PATENT DOCUMENTS

D564,499 S 3/2008 Ohta
D569,899 S 5/2008 Dahl
D570,402 S 6/2008 Henry
D589,048 S 3/2009 Nossek

D607,488 S 1/2010 Dahl
D614,230 S 4/2010 Hidaka
D634,356 S 3/2011 Dahl
D634,357 S 3/2011 Dahl

* cited by examiner

FIG. 1




FIG.2

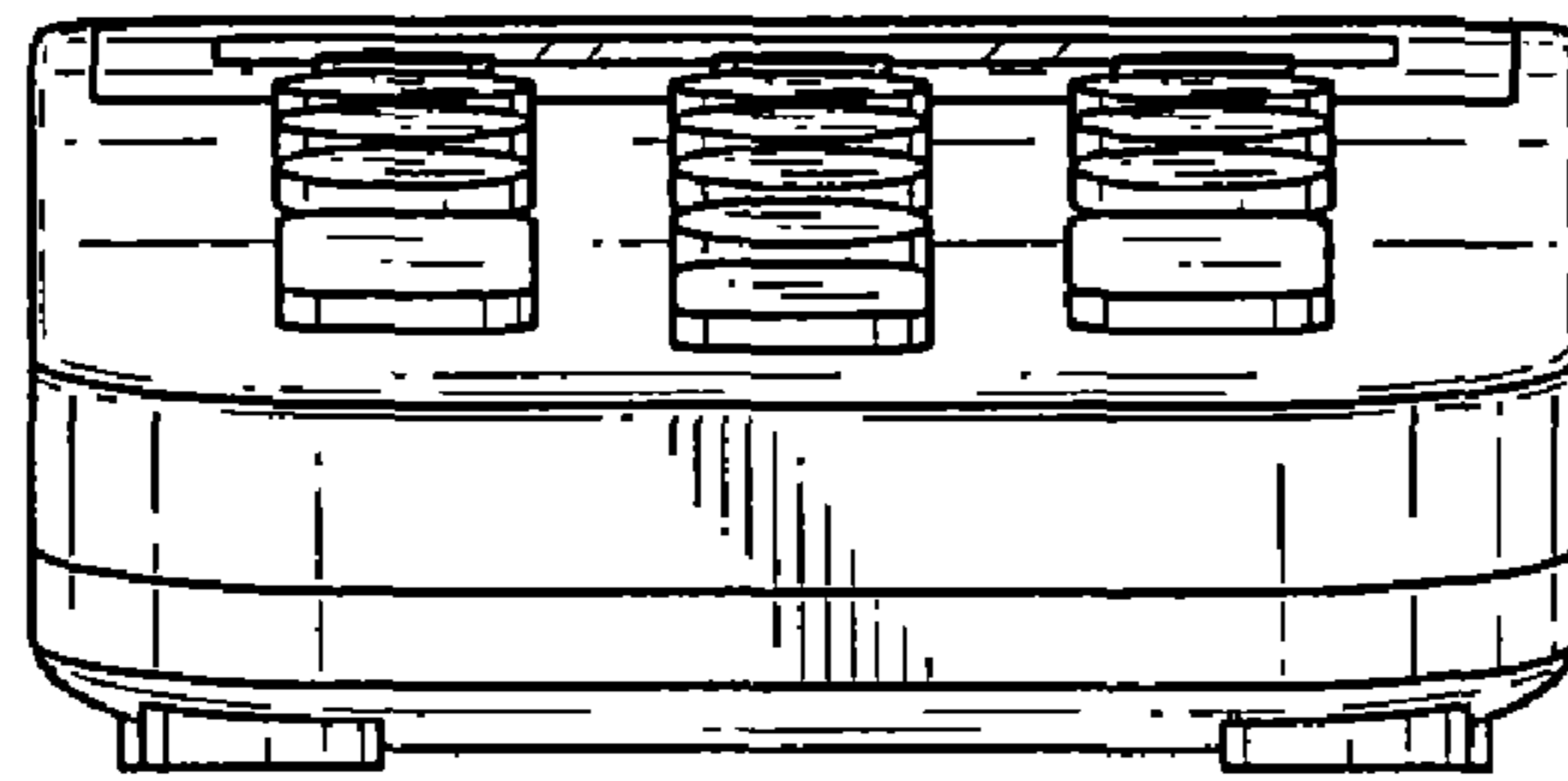


FIG.3

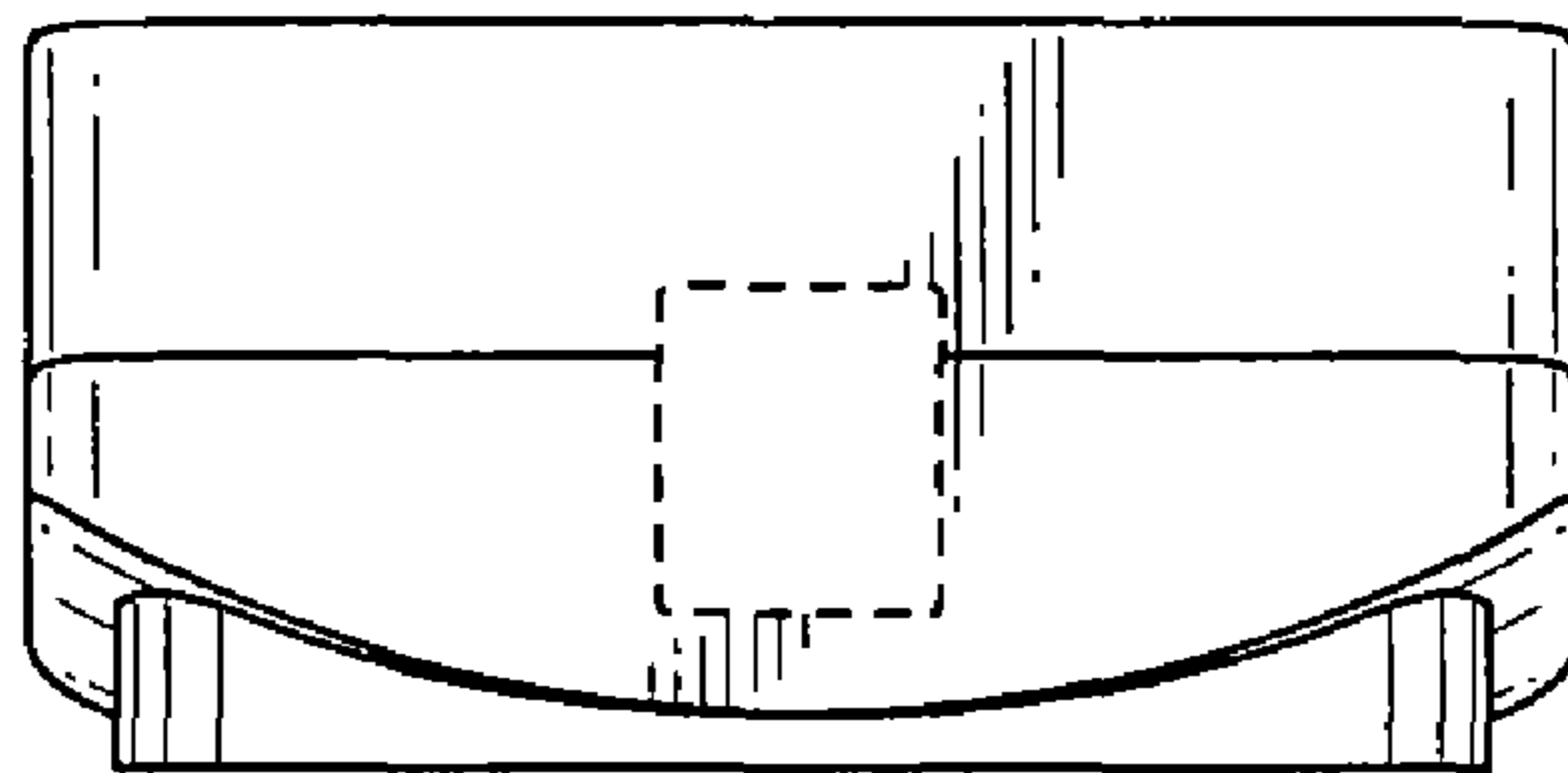


FIG.4

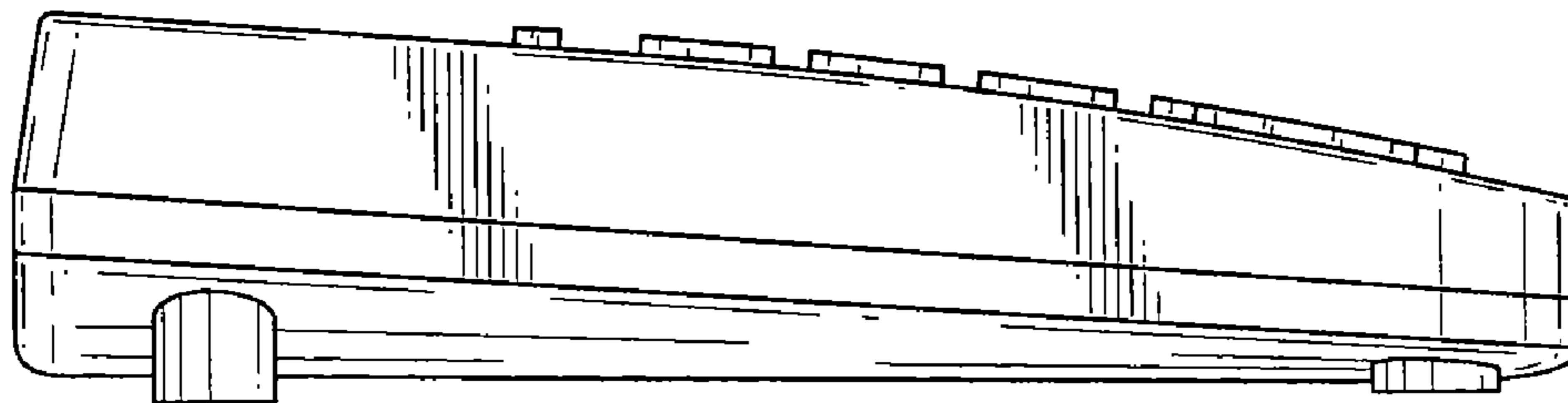


FIG.5

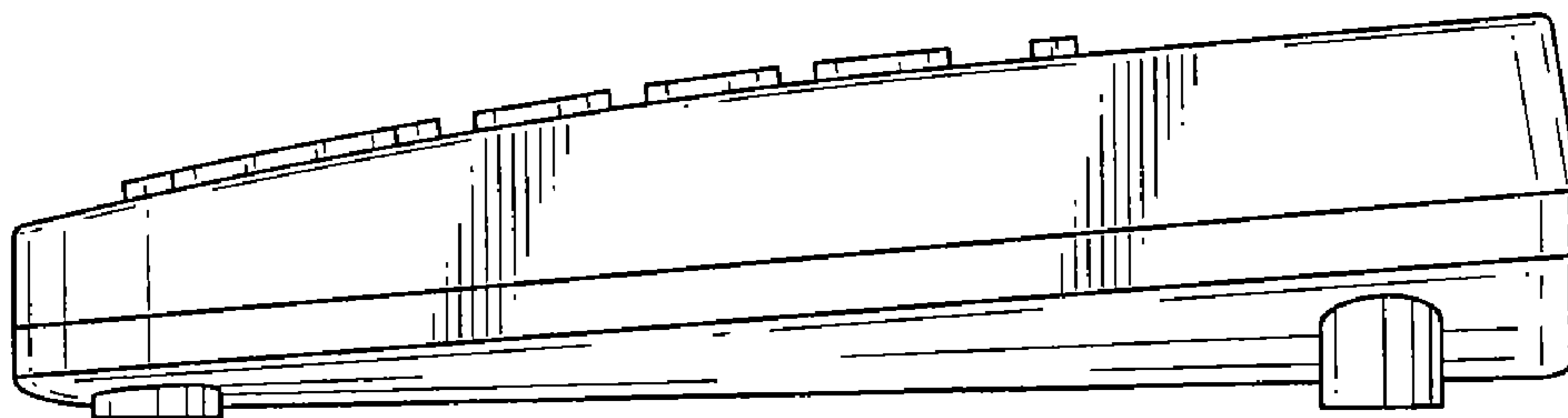


FIG.6

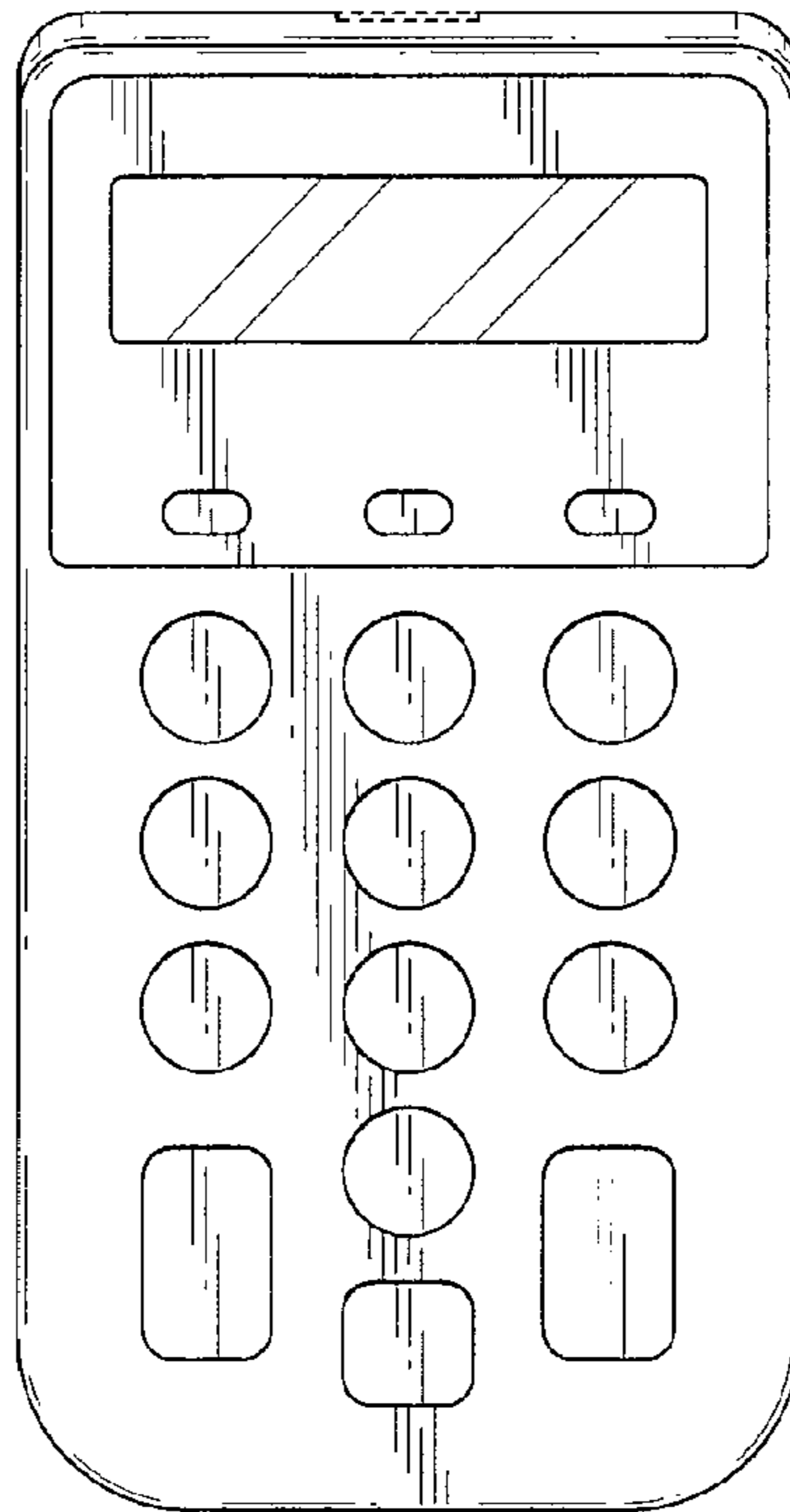


FIG.7

