



US00D648349S

(12) **United States Design Patent**  
**Son et al.**

(10) **Patent No.:** **US D648,349 S**  
(45) **Date of Patent:** **\*\* Nov. 8, 2011**

(54) **DVD PLAYER**

(75) Inventors: **Sang Hyeun Son**, Seoul (KR); **Byung Mu Huh**, Seoul (KR); **Hyun Tae Ahn**, Seoul (KR)

(73) Assignee: **LG Electronics Inc.**, Seoul (KR)

(\*\*) Term: **14 Years**

(21) Appl. No.: **29/382,538**

(22) Filed: **Jan. 5, 2011**

(30) **Foreign Application Priority Data**

Jul. 9, 2010 (KR) ..... 30-2010-0030253

(51) **LOC (9) Cl.** ..... **14-01**

(52) **U.S. Cl.** ..... **D14/502**

(58) **Field of Classification Search** ..... D14/496,  
D14/498-511, 167-168, 188, 197-198, 157-158;  
360/99.02, 99.07; 369/75.11, 75.21, 77.11,  
369/77.21; 720/601, 612, 619, 649, 655;  
455/344, 347-351

See application file for complete search history.

(56) **References Cited**

U.S. PATENT DOCUMENTS

D480,693	S	*	10/2003	Johansson et al.	.....	D14/502
D506,734	S	*	6/2005	Oikawa	.....	D14/506
D531,152	S	*	10/2006	Moriya et al.	.....	D14/506
D547,285	S	*	7/2007	Yoshida	.....	D14/502
D608,370	S	*	1/2010	Furukawa	.....	D14/505

\* cited by examiner

*Primary Examiner* — Nanda Bondade

(74) *Attorney, Agent, or Firm* — Morgan, Lewis & Bockius LLP

(57) **CLAIM**

We claim the ornamental design for a DVD player, as shown and described.

**DESCRIPTION**

FIG. 1 is a perspective view of a DVD player showing our new design:

FIG. 2 is a front elevation view thereof;

FIG. 3 is a rear elevation view thereof;

FIG. 4 is a left-side elevation view thereof;

FIG. 5 is a right-side elevation view thereof;

FIG. 6 is a top plan view thereof; and,

FIG. 7 is a bottom plan view thereof.

**1 Claim, 4 Drawing Sheets**

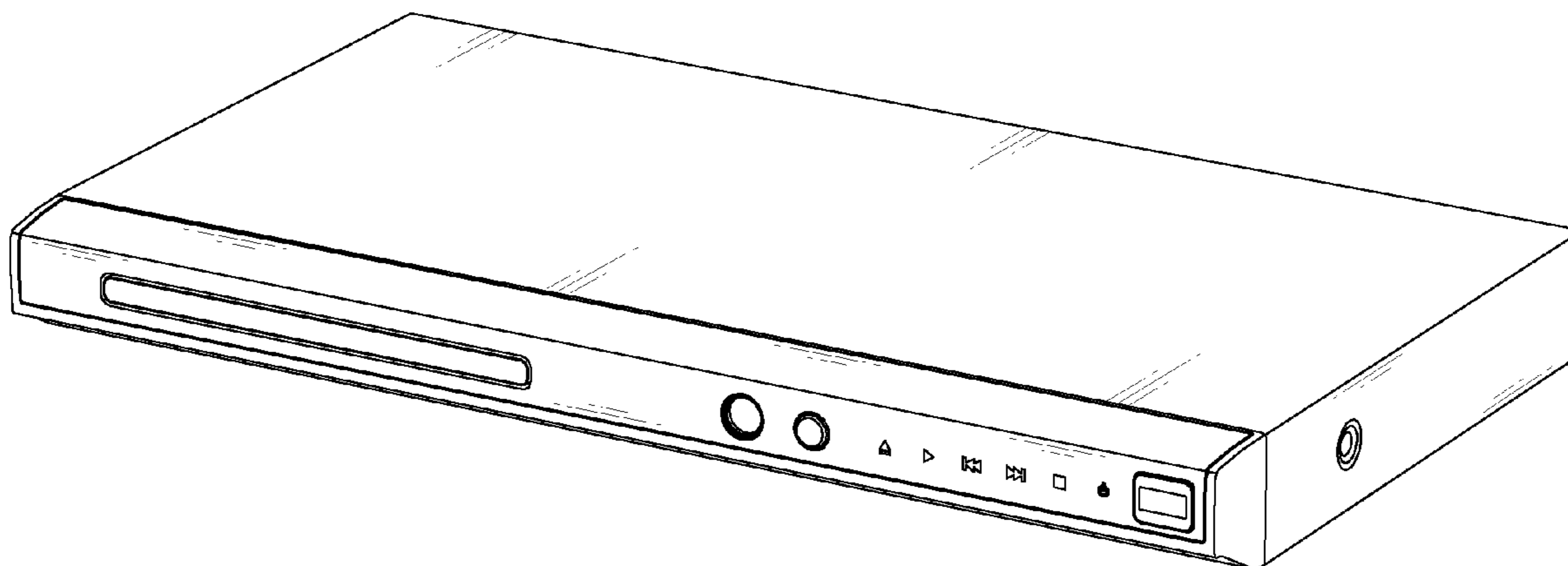


FIG. 1

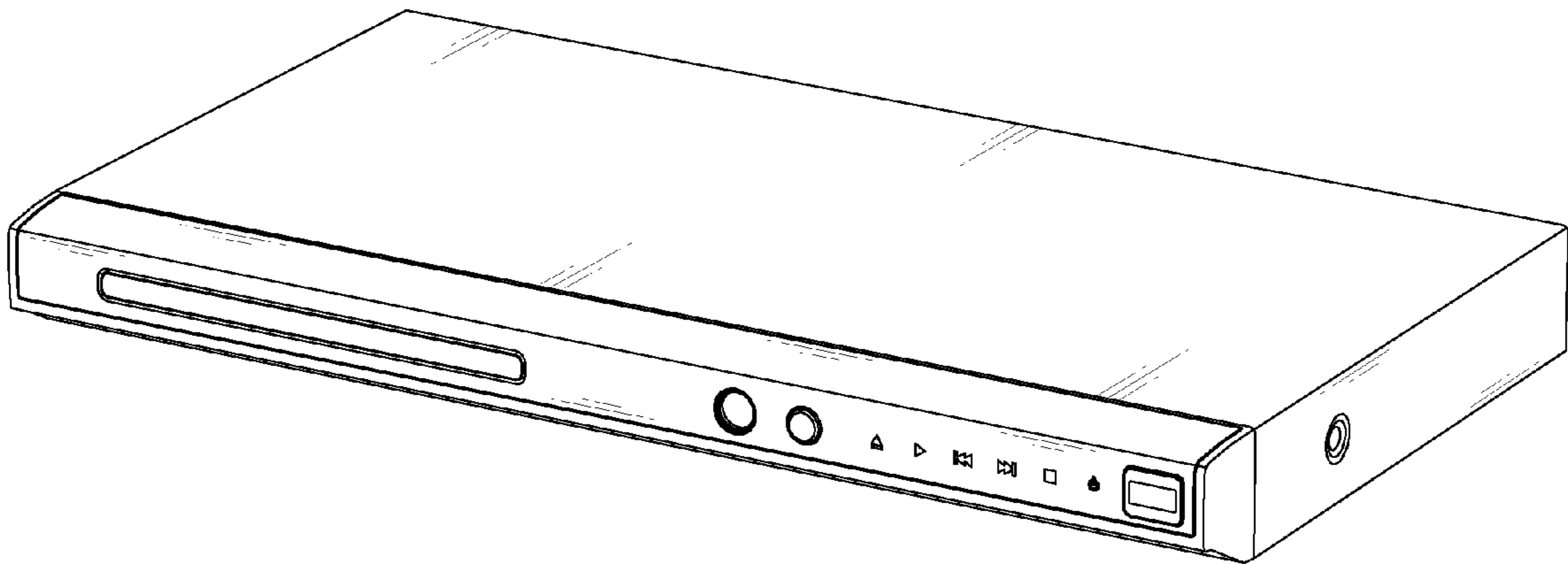


FIG.2

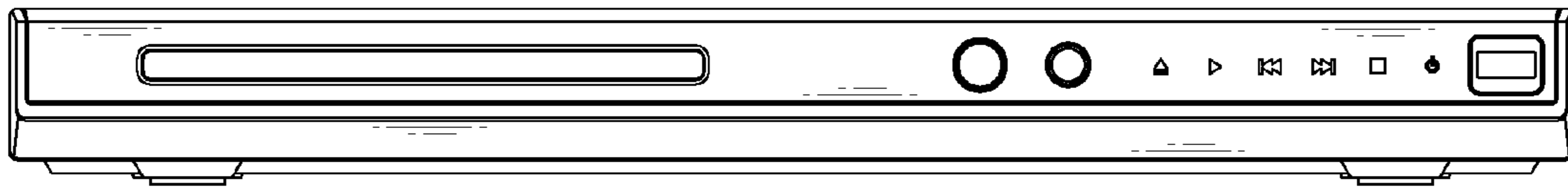


FIG.3

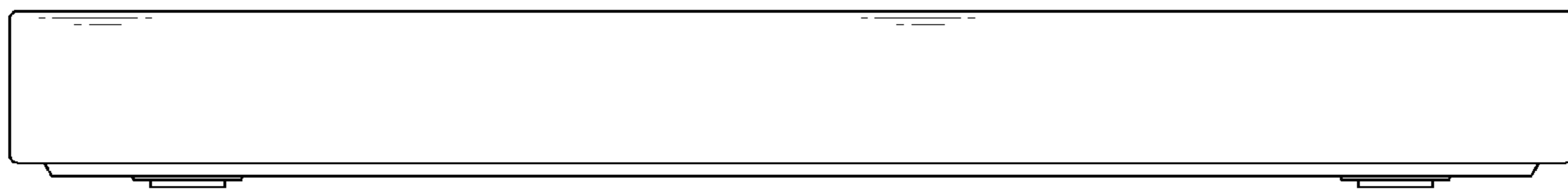


FIG.4

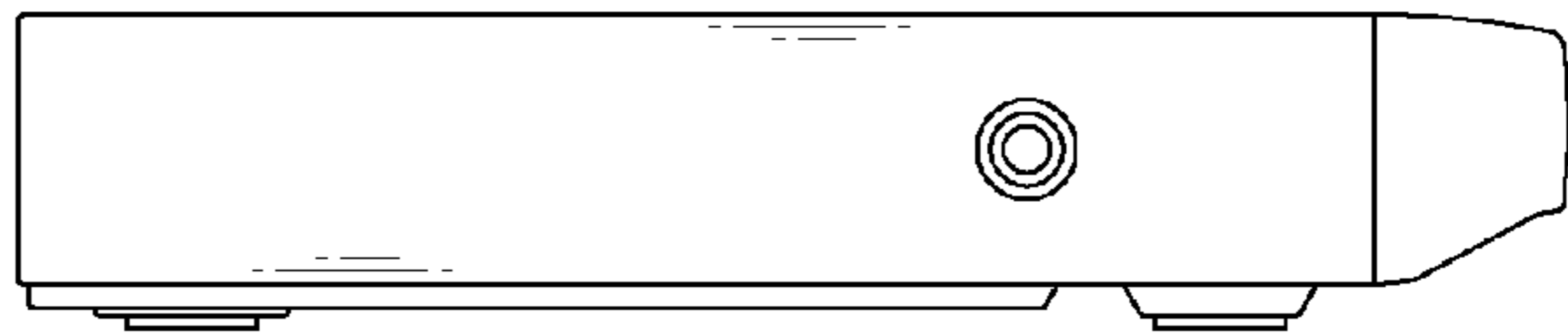


FIG.5

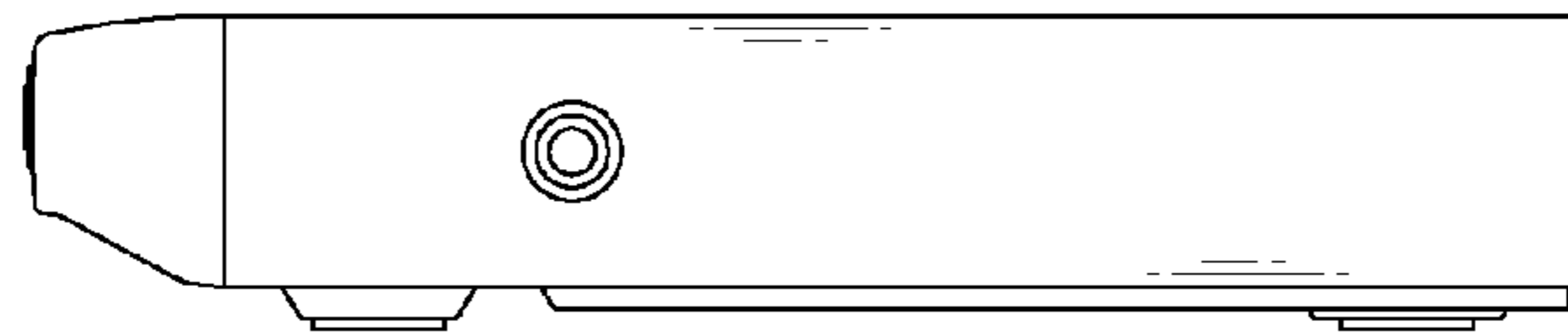


FIG.6

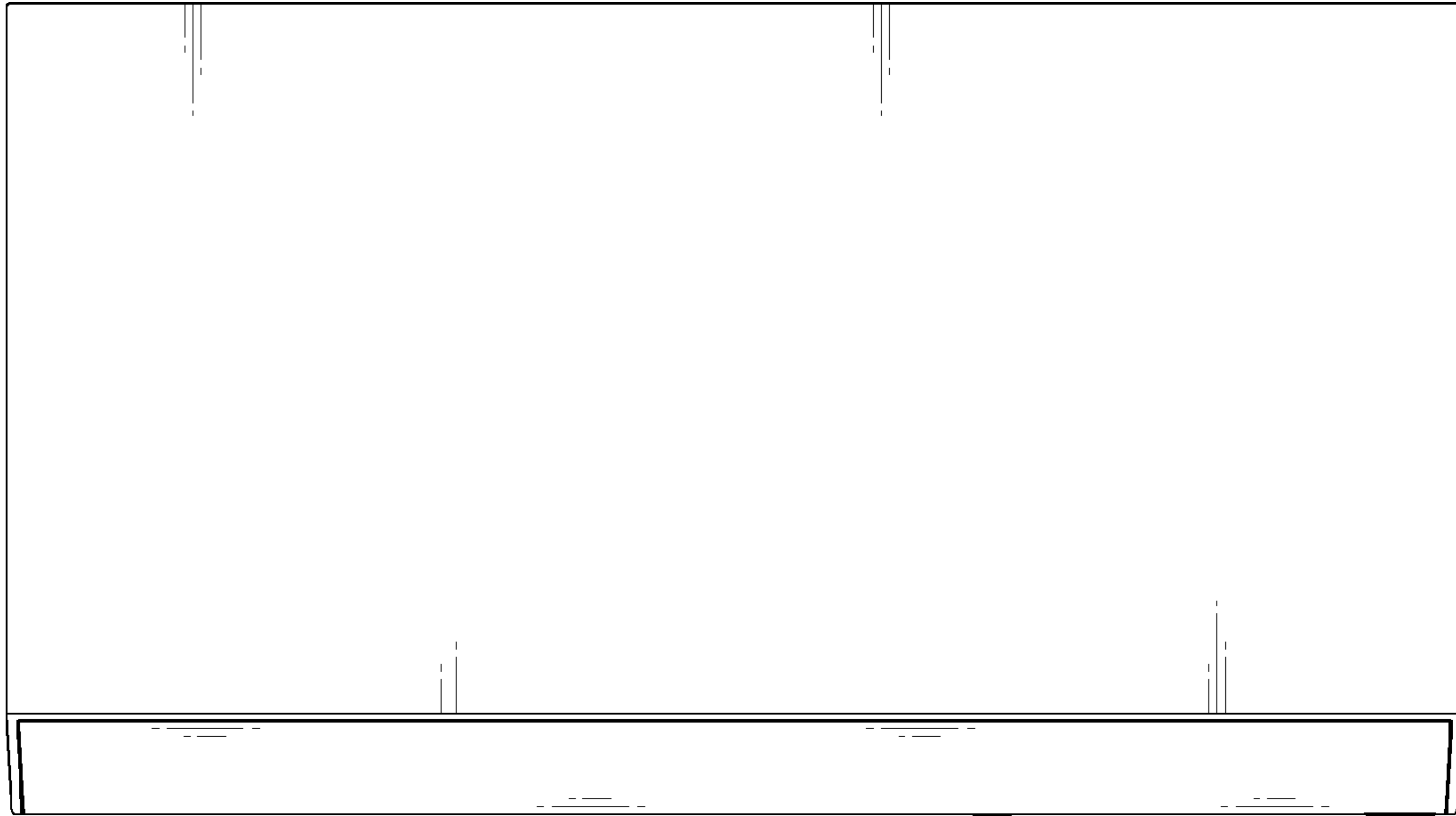


FIG.7

